UNIVERSITY SYSTEM OF NEW HAMPSHIRE
BIG BOOK
Fiscal Year Ended June 30, 2022

TABLE OF CONTENTS

2022 Annual Report
Audited Financial Statements

Report of Independent Auditors....4
Report from the Board of Trustees....5
Management's Discussion and Analysis....7
Financial Statements....17
Notes to Financial Statements....20
University System of New Hampshire Board of Trustees and Administration....35

Supplementary Detail
Summary Schedules of Changes in Net Position

Schedule of Unrestricted Financial Resources....37
Summary Statement of Changes in Auxiliary Enterprise Funds....38
Detailed Statement of Changes in Auxiliary Enterprise Funds....39 - 42
Summary Statement of Changes in Other Internally Designated Funds....43
Detailed Statement of Changes in Other Internally Designated Funds....44 - 66
Summary of Activity in Short-Term Investment Fund....67
Summary of Fringe Benefit Pool Activity....68
Campus Statements of Cash Flows....69

Statements of Net Position

Consolidated Statement of Net Position by Campus....70
Consolidated Statement of Net Position by Fund Group....71
Campus Statements of Net Position
- University of New Hampshire Consolidated....72
- Plymouth State University....73
- Keene State College Consolidated....74
- Granite State College....75
- Trustees/Chancellor's Office....76

UNIVERSITY SYSTEM OF NEW HAMPSHIRE
BIG BOOK
Fiscal Year Ended June 30, 2022

TABLE OF CONTENTS

Statements of Revenues, Expenditures and Changes in Net Position

Consolidated Statement of Revenues, Expenses and Changes in Net Position by Campus..... 77
Consolidated Statement of Revenues, Expenses and Changes in Net Position by Fund Group.....78
Campus Statements of Revenues, Expenses and Changes in Net Position
University of New Hampshire Consolidated..... 79
Plymouth State University..... 80
Keene State College Consolidated.....81
Granite State College..... 82
Trustees/Chancellor's Office.....83

Endowment and Similar Funds

University System of New Hampshire Consolidated Investment Pool and Similar Funds Detail
Detailed Statement of Changes in Endowment and Similar Funds
With Additional Information on Interest Distribution..... 84 - 97
University of New Hampshire Foundation Endowment Pool and Similar Funds Detail
Detailed Statement of Changes in Endowment and Similar Funds
With Additional Information on Distributions.....98 - 112
Keene Endowment Association Investment Pool Detail
Detailed Statement of Changes in Endowment
With Additional Information on Distributions.....113 - 115

Plant Funds

Schedule of Plant Funds Indebtedness..... 116 - 117
Summary of Financed Purchases.....118
Summary Schedule of Depreciation..... 119
Summary Inventory of Property and Equipment.....120
Plant Funds Inventory of Property and Equipment
University of New Hampshire.....121 - 133
University of New Hampshire at Manchester.....134
University of New Hampshire School of Law..... 135
Plymouth State University..... 136 - 139
Keene State College..... 140 - 144
Granite State College..... 145
Trustees/Chancellor's Office.....146
Summary of State Capital Manifest Projects..... 147 - 148
Detailed Schedule of Unexpended Plant Fund Balances by Campus..... 149 - 153

UNIVERSITY SYSTEM OF NEW HAMPSHIRE
BIG BOOK
Fiscal Year Ended June 30, 2022

TABLE OF CONTENTS

Statement of Net Position Detail

Detailed Schedule of Assets, Deferred Outflows, Liabilites, and Net Position

University of New Hampshire....154 - 207
University of New Hampshire at Manchester....208 - 209
University of New Hampshire School of Law....210 - 211
University of New Hampshire Foundation....212 - 223
Plymouth State University....224 - 233
Keene State College....234 - 242
Keene Endowment Association....243 - 244
Granite State College....245
Trustees/Chancellor's Office....246 - 247

Statement of Revenues, Expenses, and Changes in Net Position Detail

Detailed Schedule of Revenues, Expenses, and Transfers

University of New Hampshire....248 - 377
University of New Hampshire at Manchester....378 - 380
University of New Hampshire School of Law....381 - 382
University of New Hampshire Foundation....383 - 398
University of New Hampshire Foundation Offset....399
Plymouth State University....400 - 418
Keene State College....419 - 436
Keene Endowment Association....437 - 438
Granite State College....439 - 440
Trustees/Chancellor's Office....441 - 442

Close to home *but* a world away

UNIVERSITY SYSTEM OF NEW HAMPSHIRE | 2022 ANNUAL FINANCIAL REPORT

Keene STATE COLLEGE

Plymouth State UNIVERSITY

University of New Hampshire

University System *of* New Hampshire

Table *of* Contents

7
Management's Discussion and Analysis

34
Required Supplemental Information

4
Report of Independent Auditors

20
Notes to the Financial Statements

17
Financial Statements

35
USNH Board

CliftonLarsonAllen LLP
CLAconnect.com

INDEPENDENT AUDITORS' REPORT

The Governor and
Legislative Fiscal Committee,
State of New Hampshire, and
The Board of Trustees
University System of New Hampshire
Concord, NH

Report on the Audit of the Financial Statements

Opinion

We have audited the accompanying financial statements of the business-type activities of the University System of New Hampshire (the System), a component unit of the state of New Hampshire, as of and for the years ended June 30, 2022 and 2021, and the related notes to the financial statements, which collectively comprise the System's basic financial statements as listed in the table of contents.

In our opinion, the financial statements referred to above present fairly, in all material respects, the financial position of the University System of New Hampshire as of June 30, 2022 and 2021, and the respective changes in financial position and, where applicable, cash flows thereof for the years then ended in accordance with accounting principles generally accepted in the United States of America.

Basis for Opinion

We conducted our audits in accordance with auditing standards generally accepted in the United States of America (GAAS). Our responsibilities under those standards are further described in the Auditors' Responsibilities for the Audit of the Financial Statements section of our report. We are required to be independent of the System and to meet our other ethical responsibilities in accordance with the relevant ethical requirements relating to our audits. We believe that the audit evidence we have obtained is sufficient and appropriate to provide a basis for our audit opinion.

Emphasis of Matter

As discussed in Note (1) to the financial statements, the System implemented the provisions of Governmental Accounting Standards Board (GASB) Statements No. 87 – for the year ended June 30, 2022, which represent changes in accounting principle. As a result of the implementation of this standard, the System reported a restatement for the change in accounting principle (see Note 1). Our opinion is not modified with respect to this matter.

CLA (CliftonLarsonAllen LLP) is an independent network member of CLA Global. See CLAglobal.com/disclaimer.

The Board of Trustees
University System of New Hampshire

Responsibilities of Management for the Financial Statements

Management is responsible for the preparation and fair presentation of the financial statements in accordance with accounting principles generally accepted in the United States of America, and for the design, implementation, and maintenance of internal control relevant to the preparation and fair presentation of financial statements that are free from material misstatement, whether due to fraud or error.

In preparing the financial statements, management is required to evaluate whether there are conditions or events, considered in the aggregate, that raise substantial doubt about the System's ability to continue as a going concern for twelve months beyond the financial statement date, including any currently known information that may raise substantial doubt shortly thereafter.

Auditors' Responsibilities for the Audit of the Financial Statements

Our objectives are to obtain reasonable assurance about whether the financial statements as a whole are free from material misstatement, whether due to fraud or error, and to issue an auditors' report that includes our opinion. Reasonable assurance is a high level of assurance but is not absolute assurance and therefore is not a guarantee that an audit conducted in accordance with GAAS will always detect a material misstatement when it exists. The risk of not detecting a material misstatement resulting from fraud is higher than for one resulting from error, as fraud may involve collusion, forgery, intentional omissions, misrepresentations, or the override of internal control. Misstatements are considered material if there is a substantial likelihood that, individually or in the aggregate, they would influence the judgment made by a reasonable user based on the financial statements.

In performing an audit in accordance with GAAS, we:

- Exercise professional judgment and maintain professional skepticism throughout the audit.

- Identify and assess the risks of material misstatement of the financial statements, whether due to fraud or error, and design and perform audit procedures responsive to those risks. Such procedures include examining, on a test basis, evidence regarding the amounts and disclosures in the financial statements.

- Obtain an understanding of internal control relevant to the audit in order to design audit procedures that are appropriate in the circumstances, but not for the purpose of expressing an opinion on the effectiveness of the System's internal control. Accordingly, no such opinion is expressed.

- Evaluate the appropriateness of accounting policies used and the reasonableness of significant accounting estimates made by management, as well as evaluate the overall presentation of the financial statements.

- Conclude whether, in our judgment, there are conditions or events, considered in the aggregate, that raise substantial doubt about the System's ability to continue as a going concern for a reasonable period of time.

The Board of Trustees
University System of New Hampshire

We are required to communicate with those charged with governance regarding, among other matters, the planned scope and timing of the audit, significant audit findings, and certain internal control related matters that we identified during the audit.

Required Supplementary Information

Accounting principles generally accepted in the United States of America require that the Management's Discussion and Analysis and the required supplementary information – retirement and OPEB plans be presented to supplement the basic financial statements. Such information is the responsibility of management and, although not a part of the basic financial statements, is required by the Governmental Accounting Standards Board who considers it to be an essential part of financial reporting for placing the basic financial statements in an appropriate operational, economic, or historical context. We have applied certain limited procedures to the required supplementary information in accordance with GAAS, which consisted of inquiries of management about the methods of preparing the information and comparing the information for consistency with management's responses to our inquiries, the basic financial statements, and other knowledge we obtained during our audit of the basic financial statements. We do not express an opinion or provide any assurance on the information because the limited procedures do not provide us with sufficient evidence to express an opinion or provide any assurance.

Other Information Included in the Annual Report

Management is responsible for the other information included in the annual report. The other information comprises of other information but does not include the financial statements and our auditors' report thereon. Our opinion on the financial statements does not cover the other information, and we do not express an opinion or any form of assurance thereon.

In connection with our audit of the financial statements, our responsibility is to read the other information and consider whether a material inconsistency exists between the other information and the financial statements, or the other information otherwise appears to be materially misstated. If, based on the work performed, we conclude that an uncorrected material misstatement of the other information exists, we are required to describe it in our report.

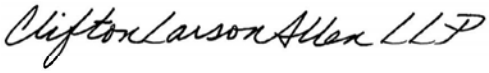

CliftonLarsonAllen LLP

Quincy, Massachusetts
October 20, 2022

I. Introduction

The following Management's Discussion and Analysis summarizes the financial condition and results of activities of the University System of New Hampshire (USNH) for the fiscal years ended June 30, 2022 and 2021. This analysis provides a comparison of significant amounts and measures to prior periods and, where appropriate, presents management's outlook for the future.

USNH is a Section 501(c)(3) corporation organized under the laws of the State of New Hampshire to serve the people of the State as the key provider of public higher education for bachelor's and advanced degree students. USNH accomplishes its mission by operating four educational institutions that collectively offer a broad array of education, research, and public services for the State. These institutions include the University of New Hampshire (UNH), Plymouth State University (PSU), Keene State College (KSC), and Granite State College (GSC). In July 2021, building on the complementary missions of GSC and the University of New Hampshire Manchester (UNH Manchester), the USNH board of trustees voted to establish a single, merged college located in the Manchester- Concord corridor. NH Chapter 35, Laws of 2022 codified the merger in State law. The merged entity will become a college within UNH. A second key initiative of the integration combines GSC and UNH online learning enterprises to strengthen, promote and expand online education for all USNH institutions. This integration will continue in FY23 and beyond.

While select programs are active in other regions as well as abroad, most of USNH's activities take place at the three residential campuses (UNH Durham or UNHD, PSU, and KSC), UNH Manchester and UNH Franklin Pierce School of Law (UNHM and UNHL), GSC and the UNH Cooperative Extension and Small Business Development Centers located throughout the State. The accompanying financial statements also include the activities and balances of the University of New Hampshire Foundation, Inc. (UNHF) and the Keene Endowment Association (KEA), two legally separate but affiliated entities. (See Note 1 to the Financial Statements for additional information on affiliated entities.)

II. Economic Outlook

The COVID-19 pandemic exacerbated the already changing and challenging higher education environment. The impact of the pandemic was layered onto existing pre-pandemic trends such as declining demographics in both New Hampshire and New England, increases in student financial need, etc. The combination of the more recent return to pre-pandemic operating activity in fiscal year 2022, COVID-related federal support, and USNH's restructuring programs initiated in fiscal year 2020 all contributed to USNH realizing an operating margin of $31 million for fiscal year 2022. The restructuring programs included an early retirement/separation program for approximately 480 employees, employee benefits restructuring initiatives, system-wide shared service initiatives as well as campus-specific initiatives.

USNH and the higher education industry will continue to face economic challenges in the future as the pre-pandemic trends are expected to continue in future years which most recently are also coupled with rising inflation, labor shortages, and volatile investment markets. USNH continues to focus on providing high-quality programs, safe campuses for our communities and those we serve, and strategic planning activities to prepare for the future changes anticipated over the next decade. The remainder of this report describes the results of financial operations for the year ended June 30, 2022, with comparisons to prior years.

III. Financial Highlights

A. Revenues

Chart 1 below shows USNH's revenue streams, including those classified as non-operating revenues per GASB standards, totaling over $1 billion for FY22 which is also consistent with the last five fiscal years. Given our tri-fold mission of instruction, research, and public service, the vast majority of USNH revenues are generated by providing educational and auxiliary services. Total gross revenues increased $54 million (5.0%) in fiscal year 2022. The largest increases were related to an increase in grant and contracts revenue by 33.5% ($48 million), and an increase in sales of auxiliary services revenue by 19% ($31 million), due to the return to normal operation of residential campuses, offset by a decrease in operating investment income and other revenue of 3.3%. USNH received $52.2 million in institutional HEERF awards, of which $1.8 million were unearned as of June 30, 2022, and expected to be realized during fiscal year 2023. Additionally, the State of NH Governor's Office for Emergency Relief and Recovery (GOFERR) provided $33 million in federal CARES Act aid to mitigate costs related to the COVID-19 pandemic since fiscal year 2020 and most of which was recognized prior to fiscal year 2022.

Chart 1: 2022 Gross Revenues by Source
Total = $1+ Billion
($ in millions)

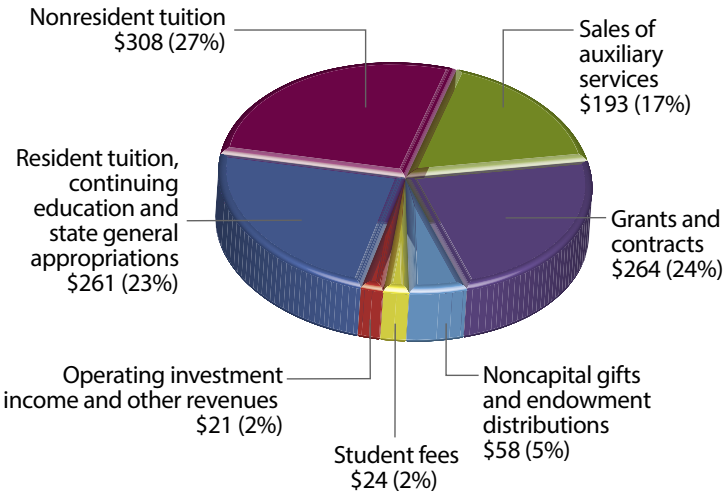

As shown in Chart 2 below, institutional financial aid expenditures continue to surpass aid provided by grants and student loans issued. USNH has provided over $1.8 billion in direct institutional financial aid to students over the past ten years. Additionally, approximately $328 million (19%) of the student aid total was from grants and contracts. Over $1 billion (74%) came from campuses' general funds, and the remaining 7% ($132 million) was provided by gifts and athletics programs. USNH continues to focus on affordability of its offerings which includes limiting student and family loan debt. Also, for fiscal year 2022, students received $25 million in direct federal aid for COVID-19 pandemic relief.

Chart 2: Student Aid Trends

($ in millions)

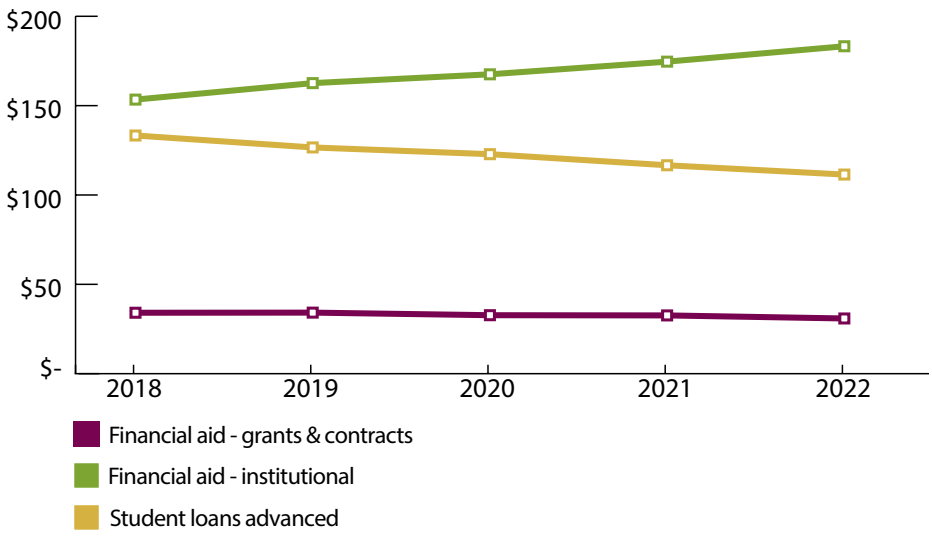

UNH continues to work on four strategic pillars to drive UNH to become one of the top 25 public universities in the US. The pillars include enhancing student success and well-being, expanding excellence, embracing New Hampshire, and building financial strength. As evidenced by the financial aid growth shown in Chart 2, USNH is committed to ensuring that New Hampshire's students have access to quality education at an affordable price.

The USNH Board of Trustees approved a tuition freeze for undergraduate resident tuition in fiscal year 2021 and 2022 holding rates flat at the fiscal year 2020 level for NH students. Total nonresident tuition revenues increased 1.6% ($4.9 million) over the prior year. For the past five years, at least 50% of USNH students were NH residents when calculated on a full-time equivalency basis. New England has historically been known as a premier location for the pursuit of higher education, whether at a public or private institution. While that is still true, regional school-age populations are expected to decrease over time, resulting in more competition for the smaller number of NH and New England students.

USNH is working to ensure New Hampshire students are prepared to meet the needs of the State's workforce. While financial aid from grants has remained consistent for the past several years, institutional financial aid grew 4.5% ($8 million) in fiscal year 2022 after a 4.2% ($7.1 million) increase in fiscal year 2021. USNH has also made significant changes in the way it awards financial aid. The Granite Guarantee program, which covers the cost of tuition for all federal Pell-grant eligible New Hampshire students, is now in its fifth year. This program is funded with restricted gifts as well as unrestricted sources. The State is also partnering in this area by renewing its Governor's Scholarship Fund for NH resident students. New Hampshire's school population data by age grouping suggests that our enrollment challenges will increase in future years. USNH continues to focus on multi-year planning to address the demographic and market changes ahead.

As seen in Table 1 below, full-time equivalent (FTE) student enrollment has steadily declined 10.7% since fiscal year 2018 for all institutions combined mainly due to New England demographics and overall market changes. UNH's Durham campus, despite the pandemic, had an increase in freshmen applications in the most recent year as shown in Table 2.

Table 1: Full-Time Equivalent Credit Enrollment

For the Fall of Each Fiscal Year

	2018	2019	2020	2021	2022
UNH (all campuses)	15,669	15,629	15,141	14,750	14,514
PSU	4,694	4,772	4,409	4,260	4,086
KSC	3,758	3,487	3,434	3,111	3,003
GSC	1,446	1,468	1,444	1,452	1,221
Total USNH FTEs	25,567	25,356	24,428	23,573	22,824
NH Resident	12,940	12,842	12,413	12,067	11,469
Nonresident	12,627	12,514	12,015	11,506	11,355
Total USNH FTEs	25,567	25,356	24,428	23,573	22,824

Table 2: Freshmen Applications, Acceptances and Enrollees at UNH Durham*

For the Fall of Each Fiscal Year

	2018	2019	2020	2021	2022
Freshmen applications received	18,397	18,474	18,040	18,797	20,150
Acceptances as % of applications	83%	84%	84%	85%	87%
Enrolled as % of acceptances	20%	20%	18%	16%	16%

** Comparable data for other campuses is available upon request.*

Chart 3 below shows USNH's major revenue stream trends for the past five years. As seen in the graph, USNH held resident tuition rates flat from fiscal years 2020 through 2022 while undergraduate enrollment declined. Inflationary increases in the resident tuition rates were added for fiscal years 2018 through 2020. During fiscal year 2022, auxiliary revenue increased by $30.9 million (19%) compared to fiscal year 2021. The fiscal year 2022 increase was primarily due to the return to normal operations at residential campuses subsequent to the pandemic. Auxiliary revenue was still $21.2 million (9.9%) lower than fiscal year 2019 before the pandemic, partially deemed to be attributed to the lingering effects of the pandemic on residential campuses. For fiscal year 2022 and 2021, USNH revenue included one-time federal and State grant revenue of $49 million and $60 million respectively. Part of this revenue were student refund recoveries of $4 million and $39 million for fiscal year 2022 and 2021 respectively.

Chart 3: Five Year Revenue History

Before Application of Student Financial Aid

($ in millions)

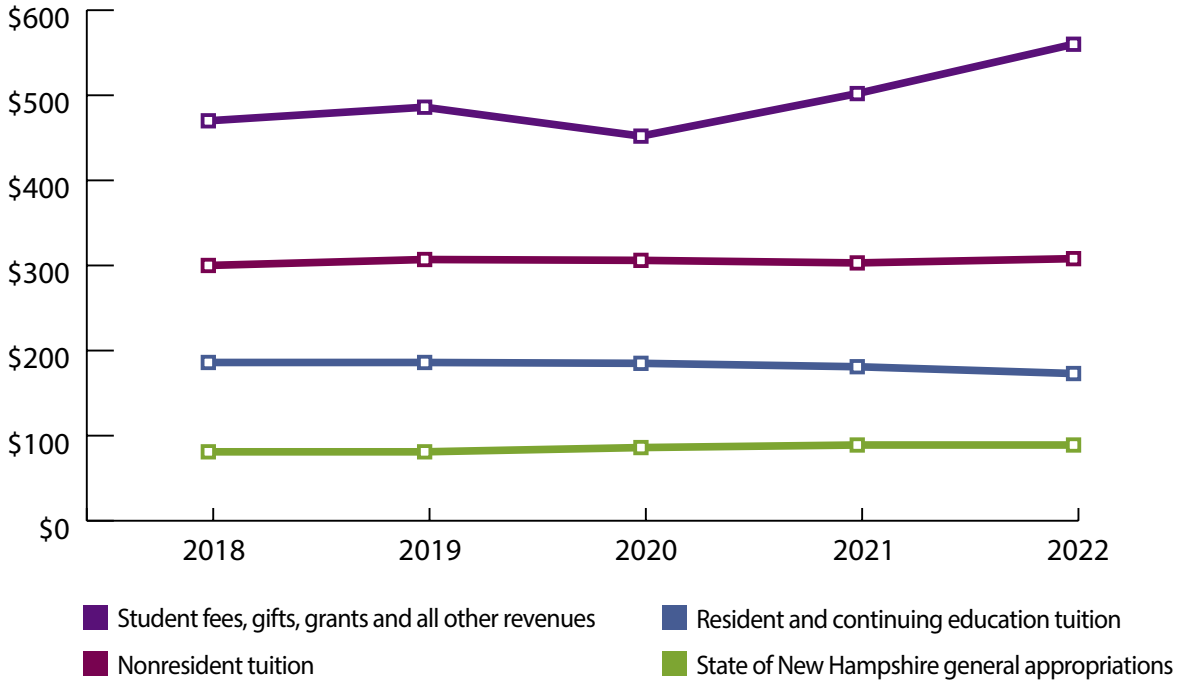

B. Expenditures

USNH's expenses (including expenses classified as nonoperating per GASB standards) decreased $29.8 million or 3.3% over the fiscal year 2021 level after fiscal year 2021 expenses had increased by $80.3 million or 10% over fiscal year 2020 primarily as a result of COVID-related expenses. The largest reduction over prior year was in nongrant compensation costs ($72 million, 14.2%), primarily as a result of approximately 484 employees participating in COVID-related voluntary retirement and separation incentive programs approved by the USNH Board of Trustees on June 11, 2020 for a total one time cost of $56 million recognized in fiscal year 2021. Employee compensation savings realized in fiscal year 2022 were significantly generated as a result of the voluntary separation programs, restructuring initiatives as well as temporary savings associated with COVID. The supplies and services expense increase of $39.7 million (17.3%) was mainly driven by $27 million increase in direct grant activity and additionally as a result of inflationary cost increases.

During fiscal year 2022, restructuring efforts that included multiple shared service centers for the System in the areas of procurement, information technology, financial services, human resources, research administration and other back-office and administrative services continued. The primary goals of the restructuring efforts include improved service, cost savings, increased efficiencies, reduced risk and improvements, and refinements to shared services activities will continue into the future. As part of the financial restructuring, USNH established a new Financial Operation Center (FOC) that serves all campuses in the areas of accounts payable (external vendors and employee travel reimbursement), payroll, non-student accounts receivable and general accounting and financial reporting.

Chart 4: Expenses by Functional Classifications

($ in millions)

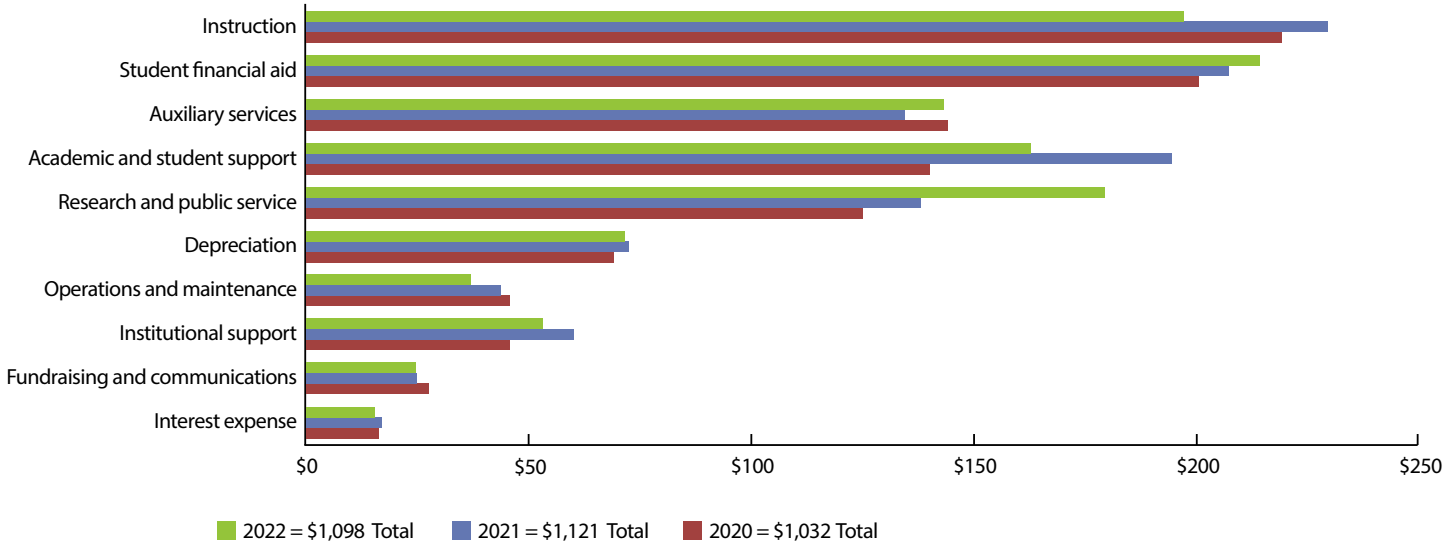

Chart 4 displays USNH's expenses for the past three fiscal years by functional rather than natural classification. The decrease in instruction expenses was primarily the result of the voluntary separation programs undertaken in fiscal year 2021. Fiscal year 2021 had significant one-time costs associated with the separation programs while fiscal year 2022 had savings as a result of the separation programs. Student financial aid continued to increase as noted above. Auxiliary services expenses increased $9 million over the prior year as a result of the return to normal operations in athletics and dining and residential activity. Research costs increased due to an increase in grant activity, primarily at the UNH campus, including $23 million for the National Aeronautics and Space Administration and $14 million in State grants. The fiscal year 2021 reflects the costs related to COVID-19 mitigation strategies and the voluntary separation incentive programs in all functional classifications. (Additional detail on operating expenses by function can be found in Note 14 to the Financial Statements.)

C. Capital spending

The campuses had several major capital projects under construction in fiscal year 2022. Major projects included the Biological Sciences Project ($18M), Central Heat Plant Line Replacement Project ($4M), and Health Sciences Initiative Project ($3M), all at UNH.

During the past ten years, operating and internal funds totaling $130 million were used to supplement the lower amount of state appropriations as compared to what had been received in the prior decade. Effective July 1, 2020, the State of New Hampshire appropriated $42 million in capital funds for the Biological Sciences Spaulding Hall at UNH, and KSC's Elliot Student Service Success Center to be spent through June 30, 2025. As a result of the State allocating $9 million toward the health sciences initiative to increase enrollments in nursing and other fields, in late 2021, UNH opened the new Health Simulation Center on the Durham campus. However, due to limited resources, there are still many buildings in need of improvement at each campus. USNH campuses continue to strategically prioritize the available limited funding for capital assets, focusing on life/safety projects as priorities and most critical needs.

USNH is only authorized to issue debt for self-supporting, auxiliary projects. The related debt service is then funded by student fees for each type of auxiliary service (housing, dining, or recreation). No new debt has been issued since 2017.

Chart 5 shows the funding sources for USNH's capital spending over the past fifteen years. USNH spent over $1 billion during this time to construct and renovate buildings and infrastructure at all campuses. General funds of $682 million were the largest sources of funding of capital projects followed by auxiliary funds of $227 million and then State appropriations of $175 million. Depreciation and amortization expenses of $635 million were recorded during the same period which includes lease amortization totaling $7 million starting in fiscal year 2021. (See Notes 5 and 8 to the Financial Statements for additional information on property and equipment, and debt balances.)

Chart 5: Capital Funding Sources, 2008-2022 Total $1.3 Billion

($ in millions)

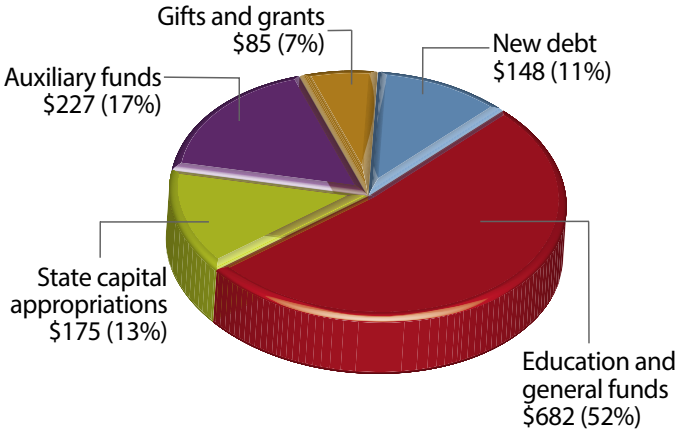

D. Investing Activities

Cash and short-term investment balances totaled approximately $255 million and $216 million on June 30, 2022 and June 30, 2021, respectively. (See Note 2 to the Financial Statements for additional information on cash, cash equivalents and short-term investments.) USNH's long-term investments are primarily derived from endowment gifts intended to be invested in perpetuity. With Board approval, USNH also invests select large, current-use gifts, and unrestricted balances held centrally as quasi-endowment funds. These amounts are invested in one of three venues depending on whether the donor contributed to a campus, the UNH Foundation (UNHF), or the Keene Endowment Association (KEA). The investment pools are managed to provide the highest rate of return over the long term given an acceptable level of risk as determined by the responsible fiduciaries. The USNH Consolidated Endowment Pool holds funds for the benefit of all campuses. The UNHF endowment pool holds funds for the benefit of UNH only, and the KEA pool holds funds for the benefit of KSC only. The USNH Board of Trustees has fiduciary responsibility for the USNH Pool, whereas the separate boards of UNHF and KEA have their own investment policies and are responsible for those investments. Below is a summary of USNH's endowment and similar investment values for the past three years.

Table 3: Endowment and Similar Investments Market Value Summary

($ in millions)

	As of June 30,		
	2022	2021	2020
USNH Pool	$557	$ 663	$534
UNHF Pool	266	297	236
KEA Pool	17	17	14
Funds held in trust	17	19	15
Life Income/Annuity Funds	5	5	4
	$862	$1,001	$803

While the two larger pools are primarily invested in funds, the KEA pool primarily holds individual stock and bond investments. As shown in Table 4 to the right, the KEA pool net gains over the past three years averaged 5.5% and the USNH and UNHF pools averaged 7.7% and 7.1%, respectively, before distributions. All three pools' returns were impacted by the financial market declines in 2022.

Distributions from the endowment and trust funds totaled approximately $41 million in fiscal year 2022. This compares to $38 million for fiscal year 2021. The difference is primarily due to favorable market value increases on average. Distributions of approximately $26 million were made from the USNH pool and trusts, along with $14 million from the UNHF pool and $619,000 from the KEA pool. Distributions represent a smaller percentage of the USNH pool because USNH holds several quasi-endowment funds for future, rather than current use. Fiscal year 2022 market losses have resulted in a limited number of endowment funds having market values less than the original gift value ("underwater" funds). The net negative returns for 2022 resulted in an increase in these underwater funds. Of the 1,621 endowment funds maintained in the various endowment pools, 125 remained underwater at June 30, 2022. This compares to only 3 underwater endowment funds at June 30, 2021. The endowment funds were underwater by $2.8 million at June 30, 2022, compared to $397,000 at June 30, 2021. (See Notes 4 and 13 for further information on endowment and similar investments.)

Table 4: Pooled Endowment Returns

	Year - Ended June 30,			Three Year Average
	2022	2021	2020	
USNH Pool				
Gross return	(6.2%)	29.3%	1.9%	8.3%
Investment management fees	(0.7%)	(0.6%)	(0.5%)	(0.6%)
Net return	(6.9%)	28.7%	1.4%	7.7%
Distributions	(3.8%)	(4.5%)	(4.2%)	(4.2%)
Net reinvested	(10.7%)	24.2%	(2.8%)	3.5%
UNHF Pool				
Gross return	(8.3%)	30.5%	2.5%	8.2%
Investment management fees	(1.0%)	(1.5%)	(0.8%)	(1.1%)
Net return	(9.3%)	29.0%	1.7%	7.1%
Distributions	(4.7%)	(5.3%)	(5.0%)	(5.0%)
Net reinvested	(14.0%)	23.7%	(3.3%)	(2.1%)
KEA Pool				
Gross return	(9.4%)	23.3%	4.8%	6.2%
Investment management fees	(0.7%)	(0.8%)	(0.7%)	(0.7%)
Net return	(10.1%)	22.5%	4.1%	5.5%
Distributions	(3.6%)	(3.2%)	(4.3%)	(3.7%)
Net reinvested	(13.7%)	19.3%	(0.2%)	1.8%

IV. Using the Financial Statements

A. Statements of Net Position

The Statements of Net Position depict all USNH assets, liabilities, and deferred inflows/outflows of resources on June 30 each year, along with the resulting net financial position. An increase in net position over time is a primary indicator of an institution's financial health. Factors contributing to future financial health as reported on the Statements of Net Position include the value and liquidity of financial and capital investments, and balances of related obligations.

Table 5 below shows condensed information from the Statements of Net Position at June 30 for the past five years. Note that we have also included certain condensed information as of June 30, 2022 by campus herein as required by regional accreditation agencies.

Table 5: Condensed Information from the Statements of Net Position as of June 30,

($ in millions)

	2018[1]	2019[2]	2020	2021[3]	2022
Cash and short-term investments	$ 206	$ 224	$ 224	$ 216	$ 255
Endowment and similar investments	781	809	803	1,001	862
Property and equipment, net	1,122	1,117	1,120	1,144	1,119
Other assets and deferred outflows of resources	95	92	107	113	112
Total Assets and Deferred Outflows of Resources	2,204	2,242	2,254	2,474	2,348
Derivative instruments - interest rate swaps	18	23	29	22	11
Postretirement medical benefits	90	83	91	86	78
Long-term debt	488	465	439	412	381
Other liabilities and deferred inflows of resources	160	173	198	296	257
Total Liabilities and Deferred Inflows of Resources	756	744	757	816	727
Net investment in capital assets	665	685	709	722	723
Restricted financial resources	481	495	497	606	591
Unrestricted financial resources	302	318	291	330	307
Total Net Position	$1,448	$1,498	$1,497	$1,658	$1,621

[1] *Beginning net position restated to reflect the adoption of GASB 75 related to postretirement medical obligations*
[2] *Beginning net position restated to reflect the adoption of GASB 83 related to asset retirement obligations*
[3] *Certain balances restated to reflect the adoption of GASB 87 related to leases*

As shown above, cash and short-term investment balances have been relatively stable over the past five years. Fiscal year 2022 included a transfer of $50 million from the quasi-endowment fund to the short-term investment fund, as approved by the Board of Trustees, to be potentially used for future strategic investments. The endowment gains were moderate in fiscal years 2018 and 2019, slightly decreased in fiscal year 2020, and a large increase in fiscal year 2021 and a significant decrease in 2022. However, the overall net gains was $49 million (23.8%) since fiscal year 2018, primarily due to favorable returns prior to fiscal year 2021. Property and equipment, net, decreased in FY22 as capital expenditures were less than annual depreciation expense.

Deferred inflows and outflows of resources include changes in the fair value of USNH's interest rate swap derivatives, accounting gains and losses related to refinancing certain bonds outstanding, impacts of changes in actuarial assumptions, differences between projected and actual earnings, and benefit payments made after the measurement dates of USNH benefit plans. For fiscal year 2021 and 2022, deferred inflows of resources also includes deferred inflows related to leases due to the adoption of GASB 87.

In fiscal year 2022, USNH completed a biennial actuarial valuation according to the provisions of GASB Statement No. 75, *Accounting and Financial Reporting for Postemployment Benefits Other than Pensions*, for our postretirement medical obligations. The result was a decrease of $2 million in deferred outflows of resources, and an increase of $4 million in deferred inflows of resources due to change of assumptions such as discount rate used, and updates to mortality assumption tables. The fair value of interest rate swap obligations resulted in an $11 million decrease in deferred outflows.

In fiscal year 2018, the UNH Foundation also adopted the provisions of GASB Statement No. 81, *Irrevocable Split-Interest Agreements*, which resulted in recording deferred inflows of approximately $1 million and $2 million in fiscal years 2017 and 2018, respectively.

USNH has large liabilities related to long-term debt, postretirement medical benefits, and added in fiscal year 2021 $40 million ($56 million total, net of $16 million paid in fiscal year 2021) in new liabilities related to one-time separation incentives programs. In fiscal year 2021, lease liabilities beginning balances were adjusted by $45 million due to adoption of GASB 87. Bond and lease principal payments ranged from $19 million to $29 million for fiscal years 2018 through 2022. The postretirement obligations represent the actuarially determined value of medical benefits provided to certain current and former employees for various periods, including the remaining life of the participants in some cases. (See Notes 7 and 8 to the Financial Statements for additional information in this regard.) The other liabilities balance above includes accounts payable, accrued employee benefits, government advances refundable under the Perkins Loan Program, interest rate swap liabilities related to derivative instruments and unearned revenue. The decrease in accrued employee benefits in fiscal year 2022 is mainly due to $32 million paid to or on behalf of the beneficiaries of the COVID-related voluntary retirement and separation incentive programs recognized in fiscal year 2021.

Net position is reported in three categories. The net invested in capital assets amount represents the historical cost of property and equipment reduced by total accumulated depreciation and the balance of related debt outstanding for certain auxiliary buildings. Restricted financial resources include balances of current and prior year gifts for specified purposes such as scholarships or academic programs, as well as campus endowment balances which were required to be invested in perpetuity by the original donors ($329 million and $307 million at June 30, 2022 and 2021, respectively). Unrestricted financial resources represent net assets that are available for any future use without legal restriction. (See Note 15 to the Financial Statements for further details on the components of net position.) A breakdown of asset, liability, and net position balances by campus as of June 30, 2022 is shown below.

Table 5A: Condensed Information from the Statement of Net Position as of June 30, 2022 Presented by Campus

($ in millions)

	University of New Hampshire Campuses & Foundation	Plymouth State University	Keene State College & Endowment Association	Granite State College	System-wide Office	Total University System of New Hampshire
Cash and short-term investments	$ 265	$ 38	$ 23	$ 25	$ (96)	$ 255
Endowment and similar investments	449	36	52	10	315	862
Property and equipment, net	769	179	160	8	3	1,119
Other assets and deferred outflows of resources	74	7	7	2	22	112
Total Assets and Deferred Outflows of Resources	1,557	260	242	45	244	2,348
Derivative instruments - interest rate swaps	–	–	–	–	11	11
Postretirement medical benefits	55	10	9	2	2	78
Long-term debt	153	88	84	–	56	381
Other liabilities and deferred inflows of resources	148	18	21	3	67	257
Total Liabilities and Deferred Inflows of Resources	356	116	114	5	136	727
Net investment in capital assets	577	91	75	6	(26)	723
Restricted financial resources	491	34	55	11	–	591
Unrestricted financial resources	133	19	(2)	23	134	307
Total Net Position	$1,201	$144	$128	$40	$108	$1,621

B. Statements of Revenues, Expenses and Changes in Net Position

This statement reports total operating revenues, operating expenses, other revenues and expenses, and other changes in net position, as prescribed and defined by the Governmental Accounting Standards Board (GASB). There are three major components which management considers separately when analyzing the increase (decrease) in total net position: increase (decrease) in Net Position Before Other Changes (also referred to as operating margin); capital appropriations and other plant changes; and endowment gifts and net returns. The increase (decrease) in Net Position Before Other Changes is further broken down into operating and nonoperating as prescribed by GASB reporting standards which require that certain USNH recurring revenues be shown as nonoperating. This includes state general appropriations, federal Pell grants, noncapital gifts, operating investment income, the portion of endowment returns used to fund the related programs, and other revenue sources that are defined as nonoperating revenues by GASB. These revenue streams are important sources of funds used to supplement tuition and fees revenue. Accordingly, operating and nonoperating revenue and expense, together, constitute the indicator of recurring revenues and expenses for USNH.

Table 6 shows condensed information from the Statements of Revenues, Expenses and Changes in Net Position for the five years ended June 30, 2022.

The net tuition and fees revenue in these statements reflects revenue earned from enrolled students for academic programs, classes, and related fee-based services. Auxiliary services revenues reflect self-supporting activities which provide non-instructional support in the form of goods and services to students, faculty, and staff upon payment of a specific user charge or fee. These services include housing, dining, Division I athletics, health, recreation, transportation, student union and other programs. Grants and contracts revenues reflect amounts reimbursed by USNH sponsors including the US government, State of New Hampshire, and other entities. These revenues may also come from awards to other institutions that are later contracted out to USNH campuses.

Net tuition and fees decreased because of lower undergraduate enrollment and higher student financial need. Operating grants and contracts increased due to an increase in grants awarded to UNH from various state programs. Sale of auxiliary services revenue were up $31 million in fiscal year 2022 due to the full return to normal operations at residential campuses. The State of NH appropriations increased in fiscal year 2021 to allow USNH to freeze undergraduate in-state tuition.

Endowment gifts totaled $22 million in fiscal year 2022, $10 million in fiscal year 2021, and $15 million in fiscal year 2020. The investment return after distributions resulted in losses of $112 million in fiscal year 2022, after gains of $187 million in fiscal year 2021, and losses of $24 million in fiscal year 2020. The volatility of endowment returns is a significant driver of the change in total net position each year. Operating expenses were down $28 million in fiscal year 2022, after an increase of $80 million in fiscal year 2021 primarily related to COVID-19 expenses including the voluntary employee separation programs. The fiscal year 2022 decrease in expenses is mainly due to reduction in compensation as a result of the voluntary separation incentive programs recognized in fiscal year 2021 and savings from restructuring and temporary reductions, net of inflationary cost increases in utilities and supplies and services.

The increase(decrease) in net position before other changes reflects USNH's operating margin each year. USNH's operating margin for fiscal year 2022 was $31 million. This is primarily due to the return to normal operations for residential campus and the savings that resulted from an approximately 10% reduction of full-time benefited employees as of June 30, 2021, and other cost reduction measures implemented during the last few years.

Table 6: Condensed Information from the Statements of Revenues, Expenses and Changes in Net Position for the Years Ended June 30,

($ in millions)

	2018	2019	2020	2021	2022
OPERATING REVENUES					
Tuition and fees	$514	$522	$517	$508	$505
Less: student financial aid	(188)	(197)	(200)	(207)	(214)
Net tuition and fees	326	325	317	301	291
Grants and contracts	127	129	131	144	192
Sales of auxiliary services	215	215	166	162	193
Other operating revenue	30	32	29	26	31
Total Operating Revenues	698	701	643	633	707
OPERATING EXPENSES					
Employee compensation	533	535	538	578	508
Supplies and services	208	204	191	230	270
Utilities, depreciation and amortization	84	84	87	88	90
Total Operating Expenses	825	823	816	896	868
Operating loss	*(127)*	*(122)*	*(173)*	*(263)*	*(161)*
NONOPERATING REVENUES (EXPENSES)					
State of New Hampshire general appropriations	81	81	86	89	89
Other nonoperating grant revenue	26	26	41	83	70
Noncapital gifts, investment income and other revenues	44	56	59	62	48
Interest expense, net	(18)	(17)	(16)	(17)	(15)
Total Nonoperating Revenues (Expenses)	133	146	170	217	192
Increase (Decrease) in Net Position Before Other Changes	6	24	(3)	(46)	31
OTHER CHANGES IN NET POSITION					
Endowment gifts and returns, net	45	27	(10)	197	(90)
State capital appropriations and other changes	5	2	12	9	22
Total Other Changes in Net Position	50	29	2	206	(68)
Effect of adoption of new accounting standards	(42)	(2)	-	-	-
Total Increase (Decrease) in Net Position	$ 14	$ 51	$ (1)	$160	$ (37)

Table 6A below provides condensed information from the Statements of Revenues, Expenses and Changes in Net Position presented by campus for the year ended June 30, 2022.

Table 6A: Condensed Information from the Statement of Revenues, Expenses and Changes in Net Position for the Year Ended June 30, 2022 Presented by Campus

($ in millions)

	University of New Hampshire Campuses & Foundation	Plymouth State University	Keene State College & Endowment Association	Granite State College	System-wide Office	Total University System of New Hampshire
OPERATING REVENUES						
Tuition and fees	$368	$70	$ 54	$13	$ –	$505
Less: student financial aid	(156)	(29)	(24)	(5)	–	(214)
Net tuition and fees	212	41	30	8	–	291
Grants and contracts	179	3	6	4	–	192
Sales and auxiliary services	133	32	28	–	–	193
Other operating revenue	23	2	2	–	4	31
Total Operating Revenues	547	78	66	12	4	707
OPERATING EXPENSES						
Employee compensation	387	47	52	11	11	508
Supplies and services	200	37	35	5	(7)	270
Utilities, depreciation and amortization	62	14	13	1	–	90
Total Operating Expenses	649	98	100	17	4	868
Operating loss	*(102)*	*(20)*	*(34)*	*(5)*	-	*(161)*
NONOPERATING REVENUES (EXPENSES)						
State of New Hampshire general appropriations	60	13	12	4	-	89
Other nonoperating grant revenue	40	17	11	3	(1)	70
Noncapital gifts, investment income and other revenues	43	3	4	1	(3)	48
Interest expense, net	(7)	(3)	(3)	–	(2)	(15)
Total Nonoperating Revenues (Expenses)	136	30	24	8	(6)	192
Increase (Decrease) in Net Position Before Other Changes	34	10	(10)	3	(6)	31
OTHER CHANGES IN NET POSITION						
Endowment gifts and returns, net	(48)	(2)	(3)	(1)	(36)	(90)
State capital appropriations and other changes	62	7	15	–	(62)	22
Total Other Changes in Net Position	14	5	12	(1)	(98)	(68)
Total Increase (Decrease) in Net Position	$ 48	$15	$ 2	$ 2	$(104)	$ (37)

C. Statements of Cash Flows

The Statements of Cash Flows summarize transactions affecting cash and cash equivalents. Table 7 below shows summary information from the Statements of Cash Flows for the five years ended June 30, 2022.

Table 7: Condensed Information from the Statements of Cash Flows for the Years Ended June 30,

($ in millions)

	2018	2019	2020	2021	2022
Cash flows from:					
Receipts from tuition and fees, net	$328	$327	$348	$289	$294
Receipts from sales of auxiliary services	214	216	165	164	193
Receipt of state general appropriations	81	81	86	89	89
Noncapital gifts, grants and other receipts	203	198	212	282	300
Payments to and on behalf of employees	(537)	(532)	(532)	(533)	(552)
Payments for supplies, services and utilities	(227)	(222)	(211)	(248)	(290)
Net Cash Provided by Operating and Noncapital Financing Activities	62	68	68	43	34
Net Cash Used in Capital Financing Activities	(83)	(78)	(90)	(80)	(55)
Net Cash Provided by Investing Activities	10	30	12	57	46
Increase/(Decrease) in Cash and Cash Equivalents	$ (11)	$ 20	$ (10)	$ 20	$ 25

These statements provide information about cash collections and cash payments made by USNH each year. The statements are designed to help readers assess our ability to generate the cash flows necessary to meet current and future obligations. Cash flows from operating activities will always be different than the operating results on the Statements of Revenues, Expenses and Changes in Net Position because of the inclusion of noncash items, such as depreciation expense, and because the latter statement is prepared on the accrual basis of accounting, meaning that it shows revenues when earned and expenses as incurred. The increase in cash flows from operating and noncapital financing activities is primarily related to an increase in auxiliary revenue and revenue generated by grant activity. The net cash used in capital financing activities for fiscal year 2022 decreased primarily due to less construction spend as a result of continued cash preservation efforts employed to address the uncertainty associated with the COVID pandemic and supply chain issues associated with the economic conditions. The cash provided by investing activities in fiscal year 2022 is down from the prior year because of investment market decrease in fiscal year 2022.

D. Financial Indicators

USNH uses certain Moody's leverage ratios as primary indicators of financial health. The UFR to Debt ratio uses the unrestricted net position balance as the numerator and the outstanding long term debt balance (defined as total long term debt net of unamortized discounts/premiums) as the denominator. The Spendable Cash and Investments to Debt (SCI to Debt) ratio uses wealth that can be accessed over time or for a specific purpose to repay bondholders. USNH's historically targeted unrestricted financial resources to debt ratio is 50% or above and the targeted SCI to Debt ratio is 1.3 or above. The average of UFR to Debt over the past five years was 76%, and 1.86 for the SCI to Debt ratio. The 2022 and 2021 increase above the historical averages in these ratios is due to higher than normal investment market valuations during 2021 net of market loss in 2022, and the recovered auxiliary activity in 2022. Both ratios reflect sufficient available support for ongoing initiatives. (See Notes 8 and 16 to the Financial Statements for additional information in this regard).

Chart 6: Ratios

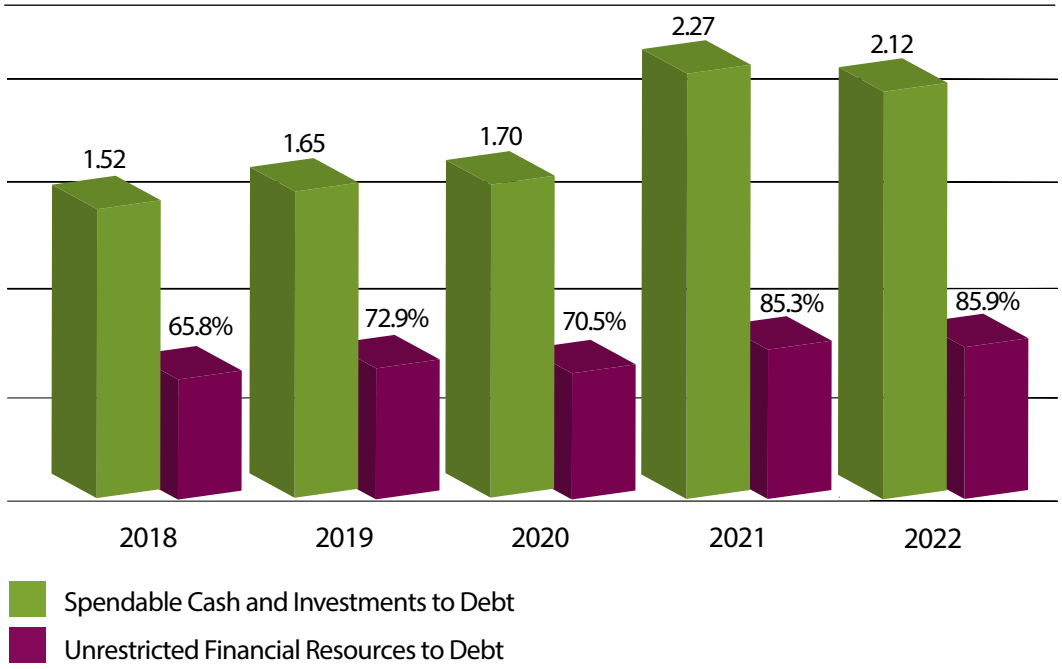

For further information about these financial statements, contact the University System of New Hampshire, Financial Affairs (603-862-2260), 5 Chenell Drive, Suite 301, Concord, NH 03301

University System of New Hampshire
Statements of Net Position

($ in thousands)

	Balance at June 30,	
	2022	**2021**
ASSETS		
Current Assets		
Cash and cash equivalents	$ 110,832	$ 85,670
Short-term investments	144,266	130,477
Accounts receivable, net	42,161	27,037
Pledges receivable - current portion	3,599	2,549
Notes receivable - current portion	1,594	1,742
Lease receivable - current portion	1,072	1,167
Prepaid expenses and other current assets	9,708	9,903
Total Current Assets	313,232	258,545
Noncurrent Assets		
Endowment and similar investments - campuses	574,055	682,429
Endowment and similar investments - affiliated entities	287,758	318,818
Pledges receivable, net of current portion	7,231	7,131
Notes receivable, net of current portion	5,943	8,323
Lease receivable, net of current portion	6,403	7,406
Pension assets, net of obligations	714	1,557
Property and equipment, net of accumulated depreciation/amortization	1,119,116	1,143,525
Total Noncurrent Assets	2,001,220	2,169,189
TOTAL ASSETS	**2,314,452**	**2,427,734**
DEFERRED OUTFLOWS OF RESOURCES	**33,702**	**46,463**
LIABILITIES		
Current Liabilities		
Accounts payable and accrued expenses	85,583	81,643
Deposits and unearned revenues	54,438	56,012
Accrued employee benefits - current portion	11,881	37,462
Postretirement medical benefits - current portion	7,201	5,342
Long-term leases - current portion	2,438	2,598
Long-term debt - current portion	25,780	30,675
Total Current Liabilities	187,321	213,732
Noncurrent Liabilities		
Asset retirement and other obligations	6,311	13,847
Refundable government advances	7,674	10,715
Accrued employee benefits, net of current portion	29,252	33,926
Postretirement medical benefits, net of current portion	70,659	80,797
Derivative instruments - interest rate swaps	11,105	22,280
Long-term leases, net of current portion	38,285	40,724
Long-term debt, net of current portion	354,853	381,003
Total Noncurrent Liabilities	518,139	583,292
TOTAL LIABILITIES	**705,460**	**797,024**
DEFERRED INFLOWS OF RESOURCES	**21,905**	**19,532**
NET POSITION (see Note 15)		
Net investment in capital assets	723,041	721,356
Restricted		
Nonexpendable	328,572	306,566
Expendable	262,000	299,440
Unrestricted	307,176	330,279
TOTAL NET POSITION	**$1,620,789**	**$1,657,641**

See accompanying notes to the financial statements.

University System of New Hampshire
Statements of Revenues, Expenses and Changes in Net Position

($ in thousands)

	For the year ended June 30,	
	2022	**2021**
OPERATING REVENUES		
Resident tuition	$ 156,473	$ 163,329
Nonresident tuition	307,767	302,827
Continuing education tuition	16,213	17,572
Student fees revenue	24,348	24,329
Total tuition and fees	504,801	508,057
Less: student financial aid - grants and contracts	(30,679)	(31,759)
Less: student financial aid - all other	(183,444)	(175,463)
Net tuition and fees	290,678	300,835
Grants and contracts - direct revenues	162,456	120,066
Grants and contracts - facilities & administrative recovery	30,113	24,128
Sales of auxiliary services	193,330	162,456
Other operating revenues	30,726	26,313
TOTAL OPERATING REVENUES	**707,303**	**633,798**
OPERATING EXPENSES		
Employee compensation - grants and contracts	71,923	69,900
Employee compensation - all other	436,115	508,122
Supplies and services - grants and contracts	104,834	77,697
Supplies and services - all other	165,235	152,627
Utilities	18,649	15,776
Depreciation and amortization	71,648	72,499
TOTAL OPERATING EXPENSES	**868,404**	**896,621**
Operating loss	(161,101)	(262,823)
NONOPERATING REVENUES (EXPENSES)		
State of New Hampshire general appropriations	88,500	88,500
Federal Pell grants	21,711	23,084
Other nonoperating grant revenue	48,985	60,073
Noncapital gifts	16,958	22,366
Endowment and investment income	31,233	38,882
Interest expense, net	(15,354)	(16,975)
Other nonoperating revenue	422	1,498
TOTAL NONOPERATING REVENUES (EXPENSES)	**192,455**	**217,428**
INCREASE (DECREASE) IN NET POSITION BEFORE OTHER CHANGES	**31,354**	**(45,395)**
OTHER CHANGES IN NET POSITION		
State of New Hampshire capital appropriations	18,736	4,562
Plant gifts, grants and other changes, net	3,278	4,513
Endowment and similar gifts	21,566	9,717
Endowment return, net of amount used for operations	(111,786)	186,900
TOTAL OTHER CHANGES IN NET POSITION	**(68,206)**	**205,692**
INCREASE (DECREASE) IN NET POSITION	**(36,852)**	**160,297**
NET POSITION AT BEGINNING OF YEAR	1,657,641	1,497,344
NET POSITION AT END OF YEAR	**$1,620,789**	**$1,657,641**

See accompanying notes to the financial statements.

University System of New Hampshire
Statements of Cash Flows

($ in thousands)

	For the year ended June 30,	
	2022	**2021**
CASH FLOWS FROM OPERATING ACTIVITIES		
Receipts from tuition and fees, net of student financial aid	$ 293,739	$ 289,573
Receipts from sales of auxiliary services	192,999	163,557
Receipts from grants, contracts and other operating revenues	213,123	169,936
Payments to employees	(388,860)	(389,744)
Payments for employee benefits	(163,061)	(143,329)
Payments for supplies, services and utilities	(289,742)	(247,859)
NET CASH USED IN OPERATING ACTIVITIES	**(141,802)**	**(157,866)**
CASH FLOWS FROM NONCAPITAL FINANCING ACTIVITIES		
State general appropriations	88,500	88,500
Federal Pell and other nonoperating grants	71,633	93,432
Noncapital gifts	15,754	19,160
NET CASH PROVIDED BY NONCAPITAL FINANCING ACTIVITIES	**175,887**	**201,092**
CASH FLOWS FROM CAPITAL FINANCING ACTIVITIES		
State appropriations for plant projects	12,888	30
Plant gifts and grants	8,495	4,660
Endowment gifts	20,518	9,717
Proceeds from issuance of debt, sale of propery and lease acquisition	110	3,495
Principal payments	(31,361)	(27,713)
Interest payments	(16,962)	(18,031)
Purchases and construction of property	(48,611)	(52,243)
NET CASH USED IN CAPITAL FINANCING ACTIVITIES	**(54,923)**	**(80,085)**
CASH FLOWS FROM INVESTING ACTIVITIES		
Proceeds from sales of investments	548,246	435,196
Purchases of investments	(503,242)	(383,524)
Investment income	996	5,518
NET CASH PROVIDED BY INVESTING ACTIVITIES	**46,000**	**57,190**
INCREASE IN CASH AND CASH EQUIVALENTS	25,162	20,331
BEGINNING CASH AND CASH EQUIVALENTS	85,670	65,339
ENDING CASH AND CASH EQUIVALENTS	**$ 110,832**	**$ 85,670**
RECONCILIATION OF OPERATING LOSS TO NET CASH USED IN OPERATING ACTIVITIES		
Operating loss	$ (161,101)	$ (262,823)
Adjustments to reconcile operating loss to net cash used in operating activities:		
Depreciation and amortization	71,648	72,499
Changes in assets and liabilities:		
Accounts receivable, net	(13,527)	(505)
Notes receivable	(512)	560
Lease receivable	413	(387)
Prepaid expenses and other current assets	195	(2,488)
Accounts payable and accrued expenses	431	15,934
Deposits and unearned revenues	2,143	(12,346)
Accrued employee benefits	(41,492)	31,690
NET CASH USED IN OPERATING ACTIVITIES	**$(141,802)**	**$(157,866)**
SIGNIFICANT NONCASH TRANSACTIONS		
Endowment return, net of amount used for operations	$ (111,786)	$ 186,900
Loss on disposal of capital assets	(5,164)	(147)
Construction services payable balance	11,266	7,456

See accompanying notes to the financial statements.

1. Summary of significant accounting policies and presentation

The University System of New Hampshire (USNH) is a not-for-profit institution of higher education created in 1963 as a body politic and corporate under the laws of the State of New Hampshire (the State) and is generally exempt from income taxes under Section 501(c)(3) of the Internal Revenue Code. USNH is considered a component unit of the State for financial reporting purposes. The accompanying financial statements include the accounts of the University of New Hampshire (UNH), Plymouth State University (PSU), Keene State College (KSC), and Granite State College (GSC) as well as certain affiliated entities discussed below. UNH, PSU, KSC and GSC are collectively referred to in the accompanying financial statements as "campuses."

Affiliated entities and related parties

Governmental accounting standards require that all potential component units be evaluated for inclusion in the financial statements of the primary government of the reporting entity. USNH's policy on 'Foundations Established for the Benefit of USNH or its Component Institutions' states that the USNH Board of Trustees retains control over the activities of any affiliated foundation. The USNH policy further states that USNH has the legal authority to terminate the existence of any affiliated foundation, at which time ownership of the related assets would revert to USNH. Two legally separate affiliated foundations are impacted by this policy and, accordingly, are considered blended component units of USNH. The University of New Hampshire Foundation, Inc. (UNHF) and the Keene Endowment Association (KEA) are collectively referred to in the accompanying financial statements as "affiliated entities." The associated revenues, expenses, assets, liabilities, deferred inflows, deferred outflows, and net position of UNHF and KEA are fully consolidated with those of the campuses in the accompanying financial statements, and all associated inter-entity activity has been eliminated.

UNHF, Inc. was incorporated in 1989 as a not-for-profit, tax-exempt organization. Its purpose is to solicit, collect, invest, and disburse funds for the sole benefit of the University of New Hampshire. The University of New Hampshire funds a portion of the operating expenses of UNHF. UNHF is governed by its own Board of Directors, the membership of which includes the President of the University of New Hampshire and up to three other members of the USNH Board of Trustees. UNHF has a separate financial statement audit each year. Condensed financial information for UNHF is included in Note 17. The KEA was organized in 1957 as a separate charitable entity to provide financial assistance to deserving students at Keene State College. Income is distributed at the discretion of the Trustees of KEA.

Basis of accounting

The accompanying financial statements have been prepared in accordance with US generally accepted accounting principles (GAAP) prescribed by the Governmental Accounting Standards Board (GASB) using the economic resources measurement focus and the accrual basis of accounting.

USNH follows the requirements of the "business-type activities" (BTA) model as defined by GASB Statement No. 35, *Basic Financial Statements – and Management's Discussion and Analysis for Public Colleges and Universities*. BTAs are defined as those that are financed in whole or in part by fees charged to external parties for goods or services. The Statement requires that resources be classified into the following net position categories, as more fully detailed in Note 15:

Net investment in capital assets: Property and equipment at historical cost or fair value on date of acquisition, net of accumulated depreciation and outstanding principal balances of debt attributable to the acquisition or construction of those assets.

Restricted nonexpendable: Resources subject to externally imposed stipulations that they be maintained permanently by USNH. These funds include the historical gift value of restricted true endowment funds.

Restricted expendable: Resources whose use by USNH is subject to externally imposed stipulations. Such funds include the accumulated net gains on donor-restricted "true" endowment funds; the fair value of restricted funds functioning as endowment; restricted funds loaned to students; restricted gifts and endowment income; and other similarly restricted funds.

Unrestricted: Resources that are not subject to externally imposed stipulations. Substantially all unrestricted net position funds are designated to support academic, research, or auxiliary enterprises; invested to function as endowment; or committed to capital construction projects.

The preparation of financial statements in conformity with GAAP requires management to make estimates and assumptions that affect the reported amounts of assets and liabilities, the disclosure of contingent assets and liabilities at the dates of the financial statements, and the reported amounts of revenues and expenses during the reporting periods. Actual results could differ from these estimates. The most significant areas that require management estimates relate to valuation of certain investments and derivative instruments, useful life and related depreciation of capital assets, and accruals for postretirement medical and other employee-related benefits.

Investments are maintained with established financial institutions whose credit is evaluated by management and the respective governing boards of USNH and its affiliated entities. Investments of operating cash in money market and other mutual funds are generally recorded as cash equivalents. These amounts are invested for purposes of satisfying current operating liabilities and generating investment income to support ongoing operations. Short-term investments represent highly liquid amounts held for other current liabilities.

Property and equipment are recorded at original cost for purchased assets or at fair value on the date of donation in the case of gifts, except for intangible right to use lease assets, the measurement of which is discussed in Note 9. Equipment with a unit cost of $5,000 or more is capitalized. Building improvements with a cost of $50,000 or greater are also capitalized. The value of equipment acquired under leases is recorded at the present value of the minimum lease payments at the inception of the lease. Depreciation of property and equipment is calculated on a straight- line basis over the estimated useful lives of the respective assets. The cost of certain research buildings is componentized for the purpose of calculating depreciation. Buildings and improvements are depreciated over useful lives ranging from 4 to 50 years. Depreciable lives for equipment range from 3 to 30 years. See Note 5 for additional information on depreciation. USNH does not record donated works of art and historical treasures that are held for exhibition, education, research, and public service.

Library collections are recorded as an expense in the period purchased, except for the University of New Hampshire Franklin Pierce School of Law (UNHL) library collections which are capitalized annually and depreciated over a ten-year period on a straight-line basis.

Deposits and unearned revenue consist of amounts billed or received in advance of USNH providing goods or services. Advances from the U.S. Government for Federal Perkins Loans to students are reported as government advances refundable. Federal Direct Loan proceeds are posted to student accounts as approved and drawn weekly. Lease liabilities are recognized based on specific accounting rules applicable to the type of lease.

Operating revenues include tuition and fees, grants and contracts, sales of auxiliary services, and other operating revenues. Tuition and fee revenues are reported net of student financial aid discounts and allowances. Operating expenses include employee compensation and benefits, supplies and services, utilities, and depreciation. Operating expenses also include early retirement and other separation incentive stipends and benefits promised to certain employees in exchange for termination of employment. All such termination benefits are accrued

as of the date the termination agreements are signed and are presented at net present value at year end. The operating expenses also included the use of federal Higher Education Emergency Relief Fund and the State of New Hampshire Governor's Office for Emergency Relief and Recovery awards. Nonoperating revenues (expenses) include all other revenues and expenses except certain changes in long-term plant, endowment and other net position funds, which are reported as other changes in net position. Operating revenues are recognized when earned and expenses are recorded when incurred. Restricted grant revenue is recognized only to the extent of applicable expenses incurred or, in the case of fixed-price contracts, when the contract terms are met or completed.

Unconditional pledges of non-endowment gifts are presented net of estimated amounts deemed uncollectible after discounting to the present value of expected future cash flows. Because of uncertainties regarding their realization and valuation, bequest intentions and other conditional promises are not recognized as assets until the specified conditions are met. In accordance with GASB requirements, endowment pledges expected to be received over the next ten years, totaling $9,313,000 and $10,563,000 at June 30, 2022 and 2021, respectively, have not been reported in the accompanying financial statements. USNH generally uses restricted funds first when an expense is incurred where both restricted and unrestricted funds are available.

Endowment return used for operations per application of the Board-approved endowment spending policy is reported as nonoperating revenue. Net realized and unrealized gains/losses and interest/dividend income earned on endowment and similar investments, together with the excess (deficiency) of these earnings over the return used for operations, are reported as other changes in net position.

The System's financial statements include comparative financial information. Certain prior year amounts have been reclassified to conform to the current year presentation.

New reporting standards

The System's financial statements and notes for fiscal 2022 and 2021 as presented herein reflect the adoption of the of Governmental Accounting Standards Board's new accounting standard, GASB Statement No. 87, *Leases*, as of July 1, 2020. Under Statement No. 87, a lessee is required to recognize a lease liability and an intangible right-to-use lease asset, and a lessor is required to recognize a lease receivable and a deferred inflow of resources, thereby enhancing the relevance and consistency of information about governments' leasing activities. As a result of this adoption the opening net position as of July 1, 2021, was reduced by $983,000. See Note 9 for additional information on leases.

2. Cash, cash equivalents and short-term investments

Cash equivalents and short-term investments are recorded at fair value. USNH's investment policy and guidelines specify permitted instruments, durations, required ratings and insurance of USNH cash, cash equivalents and short-term investments. The investment policy and guidelines are intended to mitigate credit risk on investments individually and in the aggregate through restrictions on investment type, liquidity, custodian, dollar level, maturity, and rating category. Money market funds are placed with the largest national fund managers. These funds must be rated AAA by Standard & Poor's and Moody's Investor Service and comply with Securities and Exchange Commission Rule 2A-7. Repurchase agreements must be fully collateralized at 102% of the face value by US Treasuries, or 103% of the face value by US Government-backed or guaranteed agencies or government sponsored enterprises. In addition, USNH investments may not exceed 5% of any institution's total deposits or 20% of any institution's net equity.

Cash equivalents represent amounts invested to satisfy current operating liabilities and include repurchase agreements, money market funds and other mutual funds. Repurchase agreements are limited to overnight investments only. Short-term investments are highly liquid amounts held to support specific current liabilities. Short-term investments are generally uninsured and uncollateralized against custodial credit risk, and the related mutual funds are not rated. Cash and cash equivalents totaled $110,832,000 and $85,670,000 at June 30, 2022 and 2021, respectively, and short-term investments totaled $144,266,000 and $130,477,000 at June 30, 2022 and 2021, respectively. See Note 4 for additional information on fair value classifications.

The components of cash, cash equivalents and short-term investments are summarized below (*$ in thousands*):

	Balance and Terms as of June 30, 2022					Balance and Terms as of June 30, 2021				
	Cash	Cash Equivalents and Short-Term Investments Level 1	Cash Equivalents and Short-Term Investments Level 2	Total	Weighted Average Maturity	Cash	Cash Equivalents and Short-Term Investments Level 1	Cash Equivalents and Short-Term Investments Level 2	Total	Weighted Average Maturity
Cash balance	$59,296	$ –	$ –	$ 59,296		$42,166	$ –	$ –	$ 42,166	
Repurchase agreements	–	–	12,889	12,889	Less than 1 year	–	–	4,845	4,845	Less than 1 year
Money market funds	–	38,647	–	38,647	Less than 1 year	–	38,659	–	38,659	Less than 1 year
Subtotal cash and cash equivalents	59,296	38,647	12,889	110,832		42,166	38,659	4,845	85,670	
Money market funds	–	33,054	–	33,054	Less than 1 year	–	38,237	–	38,237	Less than 1 year
Domestic equity	–	711	–	711	Less than 1 year	–	795	–	795	Less than 1 year
Mutual Funds	–	110,457	–	110,457	1-5 years	–	91,407	–	91,407	1-5 years
Convertible note	–	–	44	44	1-5 years	–	–	38	38	1-5 years
Subtotal short-term investments	–	144,222	44	144,266		–	130,439	38	130,477	
Total cash, cash equivalents and short-term investments	$59,296	$182,869	$12,933	$255,098		$42,166	$169,098	$4,883	$216,147	

3. Accounts, pledges, notes, and lease receivable

Accounts receivable at June 30 consisted of the following *($ in thousands)*:

	2022	2021
Grants and contracts	$33,154	$22,983
Student and general	9,867	7,530
State of NH capital projects	2,112	–
Allowance for doubtful accounts	(2,972)	(3,476)
Total accounts receivable, net	$42,161	$27,037

Pledges receivable at June 30 consisted entirely of unconditional non-endowment promises to pay as follows *($ in thousands)*:

	2022	2021
Pledges receivable	$12,228	$10,919
Discounts and allowance for doubtful pledges	(1,398)	(1,239)
Total pledges receivable, net	10,830	9,680
Less: noncurrent portion	(7,231)	(7,131)
Current portion	$ 3,599	$ 2,549

Notes receivable at June 30 consisted primarily of student loan funds as follows *($ in thousands)*:

	2022	2021
Perkins loans	$7,353	$10,067
Other loans, restricted and unrestricted	1,622	1,348
Allowance for doubtful loans	(1,438)	(1,350)
Total notes receivable, net	7,537	10,065
Less: noncurrent portion	(5,943)	(8,323)
Current portion	$1,594	$ 1,742

Lease receivable at June 30 consisted primarily of long-term leases as follows *($ in thousands)*:

	2022	2021
Long-term lease receivable	$7,406	$8,486
Accrued interest receivable	69	87
Total lease receivable, net	7,475	8,573
Less: noncurrent portion	(6,403)	(7,406)
Current portion	$1,072	$ 1,167

See Note 9 for additional information on leases.

4. Investments

USNH's investment policy and guidelines specify permitted instruments, duration and required ratings for pooled endowment funds. The policy and guidelines are intended to mitigate risk on investments individually and in the aggregate while maximizing total returns and supporting intergenerational equity of spending levels. Illiquid investments are limited to 25% of the USNH consolidated endowment pool. Credit risk is mitigated by due diligence in the selection and continuing review of investment managers as well as diversification of both investment managers and underlying investments. Except in unusual circumstances, no more than 15% of total portfolio assets may be invested in any one actively managed strategy. If an investment manager is retained to manage more than one strategy, that manager will be limited to 20% of total portfolio assets. Passively managed investment strategies will not be limited within the portfolio; however, any one manager of passive strategies will be limited to 20% of total portfolio assets. Any manager positions exceeding these limits will be reviewed by the Finance Committee for Investments and this committee will decide the appropriate course of action to bring active manager exposures back in line with the concentration limit. Private global equity investments are limited to 25% of the endowment pool with a policy range of 0% - 25%. No USNH endowment investments were denominated in foreign currencies as of June 30, 2022 or June 30, 2021.

GASB Statement No. 72, *Fair Value Measurement and Application*, requires that USNH categorize assets measured at fair value using a three-tiered hierarchy based on the valuation methodologies employed. The hierarchy includes the following:

Level 1 — Value based on quoted prices (unadjusted) in active markets for identical assets that are accessible at the measurement date

Level 2 — Value based on inputs other than quoted prices that are observable for an asset either directly or indirectly; and

Level 3 — Value based on unobservable inputs for an asset

In determining fair value of investment assets, USNH utilizes valuation techniques that maximize the use of observable inputs and minimize the use of unobservable inputs to the extent possible. As a practical expedient to estimate the fair value of USNH's interests, certain investments in commingled funds and limited partnerships are reported at the net asset value (NAV) determined by the respective fund managers, without adjustment when assessed as reasonable by USNH, unless it is probable that all or a portion of the investment will be sold for an amount different from NAV. Because these investments are not readily marketable, their estimated fair values may differ from the values that would have been assigned had a ready market for such investments existed, and such differences could be material. As of June 30, 2022, and 2021, USNH had no plans or intentions to sell such investments at amounts different from NAV. Investments reported at NAV as a practical expedient are not categorized in the fair value hierarchy.

The endowment and similar investment holdings of the campuses and affiliated entities as of June 30, 2022 and 2021, respectively, are summarized below *($ in thousands)*:

	Campuses		Affiliated Entities	
	2022	2021	2022	2021
Pooled endowments:				
Campuses	$556,834	$662,606	$ –	$ –
UNH Foundation	–	–	265,737	296,533
Keene Endowment Association	–	–	16,838	17,022
Life income and annuity funds	85	98	5,183	5,263
Funds held in trust	17,136	19,725	–	–
Total	$574,055	$682,429	$287,758	$318,818

The majority of USNH's investments are units of institutional commingled funds and limited partnerships invested in equity, fixed income, hedge, natural resources, private equity, or real estate strategies. Hedge strategies involve funds whose managers have the authority to invest in various asset classes at their discretion, including the ability to invest long and short. Funds with hedge strategies generally hold securities or other financial instruments for which a ready market exists and may include stocks, bonds, put or call options, swaps, currency hedges and other instruments which are valued by the investment manager. To the extent quoted prices exist the manager would use those; when these are not available, other methodologies maximizing observable inputs would be used for the valuation, such as discounted cash flow analysis, capitalization of current or stabilized net operating income, replacement costs, or sales contracts and recent sales comparable in the market. Private equity funds employ buyout, growth, venture capital, and distressed security strategies. Real asset funds generally hold interests in private real estate. Fixed income securities had maturities up to 10 years and 11 years at June 30, 2022 and 2021, respectively, and carried ratings ranging from AAA to Baa3 as of June 30, 2022 and 2021. The mutual fund investments held in the endowment pools are not rated.

The following table summarizes the fair value of USNH's investments by type ordered alphabetically *($ in thousands)*:

	Balances as of June 30, 2022					Balances as of June 30, 2021				
	Investments Classified in Fair Value Hierarchy			Investments Measured at NAV	Total	Investments Classified in Fair Value Hierarchy			Investments Measured at NAV	Total
	Level 1	Level 2	Level 3			Level 1	Level 2	Level 3		
Endowment and similar investments – campuses										
Domestic equity	$ 91,066	$ –	$ –	$ 78,237	$169,303	$137,688	$ –	$ –	$105,340	$243,028
Global equity	–	–	–	7,923	7,923	–	–	–	10,851	10,851
Global fixed income	47,158	–	–	–	47,158	62,876	–	–	–	62,876
Hedge funds:										
Distressed/Restructuring	–	–	–	19,669	19,669	–	–	–	21,319	21,319
Equity Hedge	–	–	–	32,954	32,954	–	–	–	43,887	43,887
Event-Driven	–	–	–	68,860	68,860	–	–	–	70,436	70,436
Fund of Funds	–	–	–	786	786	–	–	–	2,009	2,009
Inflation hedging assets	9,327	–	–	10,780	20,107	12,784	–	–	12,671	25,455
International equity	13,030	–	–	61,798	74,828	23,994	–	–	62,684	86,678
Money market	8,203	–	–	–	8,203	27,188	–	–	–	27,188
Private equity & non-marketable real assets	–	–	–	107,127	107,127	–	–	–	68,977	68,977
Trust funds	–	17,137	–	–	17,137	–	19,725	–	–	19,725
Total endowment and similar investments – campuses	$168,784	$17,137	$ –	$388,134	$574,055	$264,530	$ 19,725	$ –	$398,174	$682,429
Endowment and similar investments – affiliated entities										
Domestic equity	$ 17,806	$ –	$ –	$ 51,190	$ 68,996	$ 19,815	$ –	$ –	$ 59,346	$ 79,161
Global equity	566	–	–	43,620	44,186	569	–	–	26,760	27,329
Global fixed income	16,702	9,025	4,350	–	30,077	16,771	3,017	4,292	–	24,080
Hedge funds:										
Distressed/Restructuring	–	–	–	28,499	28,499	–	–	–	39,918	39,918
Diversified	–	–	–	6,592	6,592	–	–	–	7,251	7,251
Equity Hedge	–	–	–	13,576	13,576	–	–	–	30,549	30,549
Inflation hedging assets	13,667	–	–	–	13,667	4,311	6,313	–	–	10,624
International equity	12,814	–	–	16,275	29,089	9,825	–	–	44,043	53,868
Money market	9,962	–	–	–	9,962	12,399	–	–	–	12,399
Private equity & non-marketable real assets	–	–	–	43,114	43,114	–	–	–	33,639	33,639
Total endowment and similar investments – affiliated entities	$ 71,517	$ 9,025	$4,350	$202,866	$287,758	$ 63,690	$ 9,330	$4,292	$241,506	$ 318,818
Total endowment and similar investments	$240,301	$26,162	$4,350	$591,000	$861,813	$328,220	$ 29,055	$4,292	$639,680	$1,001,247

As of June 30, 2022, USNH had no funds in lock-up. As of June 30, 2022, UNHF had a one year lock-up period for one of its funds. Fixed income, private equity and real estate funds classified as illiquid have no ability to be redeemed at this time. For USNH, of the 39 funds classified as illiquid, nine are currently in liquidation; one is expected to start liquidation within the next year; twenty-three are expected to start liquidation in 2 to 15 years, and six currently have no expected liquidation dates. For UNHF, 21 funds are classified as illiquid and are expected to be liquidated over the next one to 12 years.

As of June 30, 2022 and 2021, USNH had one outstanding investment liquidation request which has been limited by the respective fund managers. USNH's estimated fair values of these investments at June 30, 2022 and 2021 were $71,000 and $50,000, respectively. It is uncertain when, or if, the funds will be fully collected at the NAV recorded.

Unfunded commitments with various private equity and similar alternative investment funds totaled $48,012,000 for USNH and $27,429,000 for UNHF at June 30, 2022. This compares to $42,366,000 and $17,901,000, respectively, at June 30, 2021.

Investment liquidity for the past two years is aggregated below based on redemption terms or availability *($ in thousands):*

Liquidity Terms as of June 30, 2022								
	Daily	Monthly	Quarterly	Semi-Annual	Annual	illiquid	Total	Redemption Notice Period
Endowment and similar investments – campuses								
Money market	$ 8,203	$ –	$ –	$ –	$ –	$ –	$ 8,203	Daily
Global fixed income	47,158	–	–	–	–	–	47,158	Daily
International equity	22,678	52,150	–	–	–	–	74,828	1-10 days
Inflation hedging assets	9,327	10,780	–	–	–	–	20,107	1-15 days
Domestic equity	91,066	–	78,237	–	–	–	169,303	1-60 days
Global equity	–	–	7,923	–	–	–	7,923	30 days
Hedge funds:								
Equity Hedge	–	–	32,954	–	–	–	32,954	30-60 days
Event-Driven	–	–	28,482	40,378	–	–	68,860	60-90 days
Distressed/Restructuring	–	–	–	–	19,669	–	19,669	90 days
Fund of Funds	–	–	–	–	–	786	786	illiquid
Private equity & non-marketable real assets	–	–	–	–	–	107,127	107,127	illiquid
Funds held in trust	–	–	–	–	–	17,137	17,137	illiquid
Total endowment and similar investments – campuses	$178,432	$62,930	$147,596	$40,378	$19,669	$125,050	$574,055	
Endowment and similar investments – affiliated entities								
Money market	$ 9,962	$ –	$ –	$ –	$ –	$ –	$ 9,962	Daily
Inflation hedging assets	13,667	–	–	–	–	–	13,667	Daily
Global fixed income	25,727	–	–	–	2,765	1,585	30,077	Daily, illiquid
Global equity	12,883	16,407	14,896	–	–	–	44,186	1-30 days
Domestic equity	23,429	6,119	39,448	–	–	–	68,996	1-60 days
International equity	26,433	–	2,656	–	–	–	29,089	1-90 days
Hedge funds:								
Equity Hedge	–	–	13,576	–	–	–	13,576	30-90 days
Diversified	–	–	–	4,429	2,163	–	6,592	60 days
Distressed/Restructuring	–	–	6,843	11,606	10,050	–	28,499	60-90 days
Private equity & non-marketable real assets	–	–	–	–	–	43,114	43,114	illiquid
Total endowment and similar investments - affiliated entities	$112,101	$22,526	$ 77,419	$16,035	$14,978	$ 44,699	$287,758	
Total endowment and similar investments	$290,533	$85,456	$225,015	$56,413	$34,647	$169,749	$ 861,813	

Liquidity Terms as of June 30, 2021								
	Daily	Monthly	Quarterly	Semi-Annual	Annual	illiquid	Total	Redemption Notice Period
Endowment and similar investments – campuses								
Money market	$ 27,188	$ –	$ –	$ –	$ –	$ –	$ 27,188	Daily
Global fixed income	62,876	–	–	–	–	–	62,876	Daily
International equity	23,994	62,684	–	–	–	–	86,678	1-10 days
Inflation hedging assets	12,784	12,671	–	–	–	–	25,455	1-15 days
Domestic equity	137,688	–	105,340	–	–	–	243,028	1-60 days
Global equity	–	–	10,851	–	–	–	10,851	30 days
Hedge funds:								
Equity Hedge	–	–	43,541	–	346	–	43,887	60 days
Event-Driven	–	–	29,286	41,150	–	–	70,436	60-90 days
Distressed/Restructuring	–	–	–	–	21,319	–	21,319	90 days
Fund of Funds	–	–	–	–	–	2,009	2,009	illiquid
Private equity & non-marketable real assets	–	–	–	–	–	68,977	68,977	illiquid
Funds held in trust	–	–	–	–	–	19,725	19,725	illiquid
Total endowment and similar investments – campuses	$264,530	$ 75,355	$ 189,018	$41,150	$21,665	$ 90,711	$ 682,429	
Endowment and similar investments – affiliated entities								
Money market	$ 12,399	$ –	$ –	$ –	$ –	$ –	$ 12,399	Daily
Inflation hedging assets	10,624	–	–	–	–	–	10,624	Daily
Global fixed income	19,789	–	–	–	4,228	63	24,080	Daily, illiquid
Global equity	7,042	–	20,287	–	–	–	27,329	1-30 days
Domestic equity	27,227	7,812	44,122	–	–	–	79,161	1-60 days
International equity	27,988	22,381	3,499	–	–	–	53,868	1-90 days
Hedge funds:								
Equity Hedge	–	–	30,549	–	–	–	30,549	30-90 days
Diversified	–	–	–	4,638	2,613	–	7,251	60 days
Distressed/Restructuring	–	–	9,331	12,464	18,123	–	39,918	60-90 days
Private equity & non-marketable real assets	–	–	–	–	–	33,639	33,639	illiquid
Total endowment and similar investments - affiliated entities	$105,069	$ 30,193	$107,788	$17,102	$24,964	$ 33,702	$318,818	
Total endowment and similar investments	$369,599	$105,548	$296,806	$58,252	$46,629	$124,413	$1,001,247	

5. Property and equipment

Property and equipment activity for the years ended June 30, 2022 and 2021 is summarized as follows *($ in thousands)*:

		2021			2022		
	Balance June 30, 2020	Additions	Retirements & Changes	Balance June 30, 2021	Additions	Retirements & Changes	Balance June 30, 2022
Nondepreciable property and equipment							
Land	$ 17,962	$ –	$ (2,706)	$ 15,256	$ 29	$ –	$ 15,285
Construction in progress, net	66,152	43,208	(49,096)	60,264	44,358	(12,626)	91,996
Total nondepreciable property and equipment	84,114	43,208	(51,802)	75,520	44,387	(12,626)	107,281
Depreciable property and equipment							
Buildings and improvements	1,858,870	49,096	(7,721)	1,900,245	12,597	(13,628)	1,899,214
Equipment	152,326	10,259	(1,929)	160,656	8,063	(5,964)	162,755
Intangible right to use assets - real estate	44,065	–	–	44,065	–	–	44,065
Intangible right to use assets - equipment	776	789	–	1,565	–	–	1,565
Total nondepreciable property and equipment	2,056,037	60,144	(9,650)	2,106,531	20,660	(19,592)	2,107,599
Total property and equipment	2,140,151	103,352	(61,452)	2,182,051	65,047	(32,218)	2,214,880
Less: accumulated depreciation/amortization	(975,385)	(72,406)	9,265	(1,038,526)	(71,556)	14,318	(1,095,764)
Property and equipment, net	$1,164,766	$ 30,946	$(52,187)	$1,143,525	$ (6,509)	$(17,900)	$ 1,119,116

Contractual obligations for major construction projects totaled approximately $64,753,000 and $66,042,000 at June 30, 2022 and 2021, respectively. See Note 9 for additional information on intangible right to use assets.

6. Accrued employee benefits

Accrued employee benefit obligations at June 30 are summarized below *($ in thousands)*:

		2021			2022			
	Balance June 30, 2020	Payments to/ on Behalf of Participants	Expenses & Other Changes	Balance June 30, 2021	Payments to/ on Behalf of Participants	Expenses & Other Changes	Balance June 30, 2022	Current Portion
Additional retirement contribution	$ 2,059	$ (865)	$ 632	$ 1,826	$ (42)	$ (776)	$ 1,008	$ 42
Standard employee separation incentives	2,104	(896)	526	1,734	(1,892)	1,375	1,217	1,108
Enhanced retirement and separation programs	–	(15,789)	56,086	40,297	(32,245)	5,279	13,331	6,586
Long-term disability	2,032	(429)	(122)	1,481	(313)	(96)	1,072	312
Workers' compensation	2,871	(878)	850	2,843	(928)	764	2,679	928
Compensated absences	20,857	(5,102)	6,563	22,318	(4,012)	2,864	21,170	2,450
Other benefits	1,217	–	(328)	889	(290)	57	656	455
Total accrued employee benefits	$31,140	$(23,959)	$64,207	$71,388	$(39,722)	$9,467	$41,133	$11,881

The **Additional Retirement Contribution** program is a single employer plan administered by USNH and offered to eligible employees hired between July 1, 1994 and June 30, 2011. Under this plan, staff meeting certain voluntary defined benefit plan contribution levels receive an additional 1% of their salary contributed to their defined contribution retirement plan (see below) by USNH in lieu of postretirement medical benefits. Employees meeting certain service guidelines prior to July 1, 1994 are also eligible for a guaranteed minimum employer retirement contribution of $10,000 plus an additional $1,000 for each year of service in excess of 20 years less 1% of the participant's salary account. There were 149 and 155 active employees meeting the requirements for the guaranteed minimum employer contribution as of June 30, 2022 and 2021, respectively.

The calculations for the Additional Retirement Contribution program are based on the benefits provided by the program at the time of the last biennial actuarial valuation, December 31, 2021, and were developed using the Entry Age Normal Actuarial Cost Method. The discount rate used in determining the accrued liabilities was 2.06% and 2.12% for 2022 and 2021, respectively, based on Bond Buyer 20-Bond General Obligation index rate as of the measurement date. Inflation rates of 2.5% and salary increase rates of 3% were used to determine the liability along with the PubG.H-2010 General Employee Headcount-weighted Mortality Table projected generationally with Scale MP-2021. USNH accrued $1,008,000 and $1,826,000 at June 30, 2022 and 2021, respectively, for the related obligations. If the discount rate were to increase by 1%, the total liability at June 30, 2022 would be $965,000. Similarly, if the discount rate were to decrease by 1%, the total liability at June 30, 2022 would be $1,053,000. The Additional Retirement Contribution program expense was ($150,000) and ($102,000) for fiscal years 2022 and 2021, respectively.

USNH had designated cash assets to fully fund the Additional Retirement Contribution obligations at June 30, 2022 and 2021. These assets are not administrated through a trust. The Additional Retirement Contribution program is not available to employees hired after June 30, 2011. Eligible employees hired after June 30, 2011 may elect to participate in USNH's defined contribution retirement plans administered by others. Retirement contributions by USNH for employees enrolled in the defined contribution plans range from 4% to 10% of eligible salaries for enrolled participants. USNH additions to the defined contribution plans totaled $25,049,000 and $27,291,000 in 2022 and 2021, respectively. Retirement contributions by plan members totaled $26,815,000 and $29,289,000 in 2022 and 2021, respectively.

Early retirement and employee separation incentive programs were provided to various faculty and staff during 2022 and 2021. Such incentives include stipends, as well as medical, educational, and other termination benefits. The future cost associated with these incentive options is accrued as of the date of acceptance into the program. The liability balances of $1,217,000 and $1,734,000 at June 30, 2022 and 2021 represent obligations for 20 and 28 participants, respectively, which will be remitted in fiscal years 2023 through 2025.

USNH Board of Trustees approved voluntary separation incentive programs for reduction of force for 2021. Such incentives include salary continuation, year of service stipends, and medical benefits. As of June 30, 2021, the liability balance for these programs was $40,297,000. The liability balance of $13,331,000 at June 30, 2022, represents obligations for 262 participants, which will be remitted in fiscal years 2023 through 2027.

USNH sponsors other benefit programs for its employees, including long-term disability, workers' compensation, and compensated absences. Long-term disability payments are provided through an independent insurer. The associated medical benefits are accrued and paid by USNH until age 65, at which point the postretirement medical plan takes over, if applicable. Workers' compensation accruals include amounts for medical costs and annual stipends. A small number of chronic workers' compensation cases will require stipends and regular employee medical benefits for life. Coverage for such claims is provided through an independent insurer. USNH also accrues amounts for compensated absences as earned. These accrued balances at June 30 represent vacation and earned time amounts payable to employees upon termination of employment.

USNH is self-insured for a portion of certain risks, including workers' compensation, employee long-term disability, and certain student health insurance claims. Most employee and retiree medical and dental coverage provided by USNH is also self-insured. The costs of self-insured medical and dental claims and administrative fees totaled $59,662,000 and $66,657,000 for fiscal year 2022 and 2021, respectively. These amounts include $3,379,000 and $3,811,000 for estimated claims incurred but not reported as of June 30, 2022 and 2021, respectively.

In conjunction with the primary medical plan offering for active employees, USNH purchases stop-loss coverage which limits the USNH cost of claims to $600,000 per participant in most cases. The liabilities recorded in the financial statements for all USNH self-insured programs are developed by third party claim administrators and based on historical claims data. Management reviewed the calculations for reasonableness and believes the liabilities are sufficient to cover the actual claims incurred.

In addition to the benefits accruals included above, USNH created and fully funded a trust to hold assets set aside for its **Operating Staff Retirement Plan** on June 29, 2017. The related asset and liability values are not included in the financial statements. The related investment balances as of June 30, 2022 and 2021 are summarized below *($ in thousands)*:

Trust Investment Components	2022	2021
Cash and equivalents	$ 136	$ 367
Fixed income	1,565	2,727
Equities	3,537	3,365
Real assets	68	90
Total including accrued income	$5,306	$6,549

The plan has been closed to new participants since 1987. At June 30, 2022 there were approximately 152 current annuitants and 12 participants with deferred benefits, all fully vested. This compares to 149 current annuitants and 27 participants with deferred benefits as of June 30, 2021. The determination of total pension liabilities for this program was based on actuarial calculations completed by the plan trustee as of June 30, 2022 and 2021. The calculations were developed using the Entry Age Normal Actuarial Cost Method and the PubG-2010 Total Dataset with MP- 2021 mortality tables. The 2021 valuation used Scale MP-2020. The discount rate used was 5.5% in both years based on the long-term expected rate of return on the related investments. The plan fiduciary net position was $5,306,000 as of June 30, 2022 and $6,549,000 as of June 30, 2021 which resulted in the recording of a net pension asset of $714,000 and $1,557,000 for fiscal years 2022 and 2021, respectively. The actuarially determined liability for the program was $4,593,000 as of June 30, 2022 and $4,992,000 as of June 30, 2021. If the discount rate were to increase by 1%, the net pension asset at June 30, 2022 would be $1,018,000. Similarly, if the discount rate were to decrease by 1%, the net pension asset at June 30, 2022 would be $367,000. The plan expense was ($233,000) and ($212,000) for fiscal years 2022 and 2021, respectively.

7. Postretirement medical benefits

The primary defined benefit postretirement medical plan has two components. The first offering known as the Medicare Complementary Plan (MCP), was optional for full-time status employees hired before July 1, 1994 and not offered to new employees after that date. At December 31, 2021 and 2020, respectively, there were 899 and 942 former employees receiving benefits under this program along with their eligible dependents. As of December 31, 2021 and 2020, there were 67 and 107 active employees, respectively, who along with their dependents, may eventually be eligible to receive benefits under this program. The MCP provides limited medical coverage for the remaining life of the participants. There are no costs to participate in the plan, but retirees must pay a portion of the actual costs of services rendered.

Employees hired on July 1, 1994 or later are eligible for the current offering which provides bridge coverage only for retirees aged 62-65. Retired employees must have reached age 62, completed at least 10 years of benefits eligible service, participated in the active retirement plans during their last 10 years of benefits-eligible service, and participated in USNH's active medical plan at the time of retirement in order to be eligible for the plan. Retirees contribute to the plan at then-current employee medical rates during the bridge period. As of December 31, 2021 and 2020, respectively, there were 32 and 97 retirees receiving benefits under this program along with their dependents. As of December 31, 2021 and 2020, respectively, there were also 3,248 and 3,415 active employees who, along with their dependents, may eventually be eligible to receive benefits under this program. The primary postretirement medical plan holds no assets. Together, the above offerings constitute the primary postretirement medical plan. This is an Other Post-Employment Benefits (OPEB) single-employer plan and funded on a pay-as-you-go basis with benefits paid when due.

Third-party actuaries are used to determine the postretirement benefit obligation and annual expense amounts. Actuarial calculations reflect a long-term perspective. Such calculations involve estimates and, by definition, are subject to revision. The healthcare cost trend and discount rate assumptions have a significant effect on the amounts reported.

The components of postretirement medical liability as of June 30, 2022 and 2021 were as follows *($ in thousands)*:

Postretirement Medical Plan Liability	2022	2021
Service costs	$ 1,132	$ 1,143
Interest	1,792	2,444
Benefit payments	(5,338)	(4,795)
Change of benefit terms	–	(9,533)
Differences between expected and actual experience	363	(999)
Changes in assumptions	(6,126)	7,336
Net change	(8,177)	(4,404)
Liability at beginning of year	86,037	90,441
Liability at end of year	$77,860	$86,037
Current portion	$ 7,201	$ 5,342

The total postretirement benefit obligation is measured at December 31, 2021 for the June 30, 2022 financial statements based on the last biennial actuarial valuation, December 31, 2021, developed using the Entry Age Normal Actuarial Cost Method and the PubT.H-2010 mortality tables with Scale MP-2021. A rollforward calculation was performed for the December 31, 2020 measurement date based on the biennial actuarial valuation to calculate postretirement benefit obligation for the June 30, 2021 financial statements using the Entry Age Normal Cost Method and the PubT.H- 2010 Teacher Employee Headcount-weighted Mortality Table projected generationally with Scale MP-2019. For measurement purposes the 2022 and 2021 initial rate of increase in the cost of healthcare services was assumed to be 8.0% and 6.5% for participants, reduced by 0.25% each year thereafter until reaching an ultimate rate of 4.5% per year. The initial increase in the cost of prescriptions was assumed to be 9.0% for 2022 and 8.5% for 2021, reduced by 0.50% each year thereafter until reaching an ultimate rate of 4.5% per year. Salary increases of 3.0% were included in the calculations for fiscal year 2022 and 2021. A single discount rate of 2.06% and 2.12% was used based on the Bond Buyer 20-Bond General Obligation index rate as of December 31, 2021 and 2020, respectively. The actuarially determined postretirement medical expense for the plan for the years ended June 30, 2022 and 2021 were $2,971,000 and ($5,108,000), respectively.

The following presents the sensitivity of the postretirement medical plan liability to changes in the discount rate and healthcare cost trend rates *($ in thousands)*:

	Sensitivity to change in discount rate			**Sensitivity to change in health care costs**		
	1% increase	Current rate	1% decrease	1% increase	Current rate	1% decrease
OPEB liability as of December 31, 2021	$70,976	$77,860	$85,879	$85,401	$77,860	$71,365
OPEB liability as of December 31, 2020	$78,204	$86,037	$95,242	$95,556	$86,037	$77,926

The benefit payments subsequent to the measurement date for the years ended June 30, 2022 and 2021 were $4,277,000 and $2,965,000, respectively. USNH also accrued $102,000 as of June 30, 2021 for potential obligations related to postretirement care of certain USNH police personnel, and had no such obligation as of June 30, 2022. The USNH Board of Trustees holds the authority to change these benefit plans at any time. Further information on the Additional Retirement Contribution, Operating Staff Retirement Plan, and Postretirement Medical Plan can be found in the Required Supplemental Information on page 34 of the publication.

8. Long-term debt

USNH long-term debt activity, exclusive of deferred losses or gains on refunding, for the years ended June 30, 2022 and 2021 is summarized below *($ in thousands)*:

		2021			**2022**			
	Balance June 30, 2020	**Additions & Other Changes**	**Retirements**	**Balance June 30, 2021**	**Additions & Other Changes**	**Retirements**	**Balance June 30, 2022**	**Current Portion**
NHHEFA bonds								
Series 2005A	$ 44,400	$ –	$ (2,100)	$ 42,300	$ –	$ (2,000)	$ 40,300	$ 2,300
Series 2005B	59,600	–	(4,905)	54,695	–	(5,075)	49,620	5,250
Series 2011A	6,000	–	–	6,000	–	(6,000)	–	–
Series 2011B	28,150	–	(2,210)	25,940	–	(2,310)	23,630	2,425
Series 2012	3,300	–	(3,300)	–	–	–	–	–
Series 2014	11,440	–	(2,200)	9,240	–	(2,240)	7,000	2,285
Series 2015	107,675	–	(2,990)	104,685	–	(3,115)	101,570	3,280
Series 2016	47,310	–	(2,640)	44,670	–	(2,780)	41,890	2,920
Series 2017A	52,045	–	(1,850)	50,195	–	(1,940)	48,255	2,040
Series 2017B	45,970	–	(1,990)	43,980	–	(2,030)	41,950	2,075
Unamortized discounts/premiums, net	26,466	–	(1,915)	24,551	–	(2,285)	22,266	1,878
Financed purchases payable	6,637	–	(1,215)	5,422	–	(1,270)	4,152	1,327
Total bonds and leases	$438,993	$ –	$(27,315)	$411,678	$ –	$(31,045)	$380,633	$25,780

New Hampshire Health and Education Facilities Authority (NHHEFA) Bonds

NHHEFA is a public body corporate and an agency of the State of New Hampshire whose primary purpose is to assist New Hampshire not-for- profit educational and health care institutions in the construction and financing (or refinancing) of related facilities. NHHEFA achieves this purpose primarily through the issuance of bonds. Since 1989 all USNH bonds have been issued through NHHEFA. None of USNH's NHHEFA bonds provide for a lien or mortgage on any property. USNH is obligated under the terms of the NHHEFA bonds to make payments from revenues received from certain housing, dining, student union, recreational, and other related revenue generating facilities financed by the bonds. The State is not liable for the payment of principal or interest on the NHHEFA bonds, nor is the State directly, indirectly or contingently obligated to levy or pledge any form of taxation whatsoever or to make any appropriation for their payment. USNH Bond indentures have a provision that in an event of default resulting from a payment default by USNH the principal may be accelerated and become immediately due and payable, at par, with interest payable thereon to the accelerated payment date. USNH is in compliance with all covenants specified in the NHHEFA bond, as well as lease agreements, the most restrictive of which is maintenance of a debt-service coverage ratio, as defined, of at least 1.0 to 1.0.

USNH's bond portfolio at June 30, 2022 consisted of fixed rate and variable rate issues. The variable rate demand bonds (Series 2005A, 2005B, 2011B) are fully hedged via interest rate swap agreements (see Note 10 below), with all three issues supported by standby bond purchase agreements as of June 30, 2022 and 2021. The variable interest rates for the Series 2005A and 2005B Bonds at June 30, 2022 and 2021 were 0.63% and 0.02%, respectively. The 2011B Bonds variable interest rates at June 30, 2022 and 2021 were 0.60% and 0.01%, respectively.

Maturity dates and interest terms of outstanding debt issues are summarized below:

NHHEFA Bonds	Maturity Date	Interest Terms and Rates
Series 2005A	7/1/2035	Variable with daily pricing
Series 2005B	7/1/2033	Variable with daily pricing
Series 2011B	7/1/2033	Variable with daily pricing
Series 2014	7/1/2024	Fixed at 2.1%
Series 2015	7/1/2045	Fixed at 3.8%
Series 2016	7/1/2046	Fixed at 2.7%
Series 2017A	7/1/2037	Fixed at 3.1%
Series 2017B	7/1/2037	Fixed at 3.4%

Financed purchases

On April 30, 2004, USNH entered into a financed purchase agreement in the amount of $18,292,000 to finance a portion of the costs of equipment housed in UNH's utility cogeneration facility. The related payments are due quarterly through June 2025, including principal as well as interest at a fixed rate of 4.5%. The carrying value of the related assets was $3,049,000 and $3,913,000 as of June 30, 2022 and 2021, respectively.

State of NH general obligation bonds

The State, through acts of its legislature, provides funding for certain major plant facilities on USNH campuses. The State obtains its funds for these construction projects from general obligation bonds, which it issues from time to time. Debt service is funded by the general fund of the State, which is in the custody of the State Treasurer. The State is responsible for all repayments of these bonds in accordance with bond indentures. USNH facilities are not pledged as collateral for these bonds and creditors have no recourse to USNH. Accordingly, the State's debt obligation attributable to USNH's educational and general facilities is not reported as debt of USNH. As construction expenditures are incurred by USNH on state-funded educational and general facilities, amounts are billed to the State and recorded as State of New Hampshire capital appropriations.

Maturity of long-term debt obligations

USNH long-term debt obligations are scheduled to mature as follows using the associated fixed, estimated synthetic fixed, and expected variable rates in effect as of June 30, 2022 over the remaining terms of the individual issuances (*$ in thousands):*

Fiscal Year	Principal	Interest	Total
2023	$ 23,902	$ 14,277	$ 38,179
2024	24,598	13,350	37,948
2025	25,675	12,381	38,056
2026	18,986	11,472	30,458
2027	19,585	10,676	30,261
2028-2032	96,391	42,063	138,454
2033-2037	93,535	21,536	115,071
2038-2042	31,060	8,279	39,339
2043-2047	24,635	2,357	26,992
Plus: unamortized discounts/premiums, net	22,266	–	22,266
Total	$380,633	$136,391	$517,024

Other long-term obligations

In addition to the long-term debt presented above, postretirement medical benefits liability in Note 7 and employment benefits liabilities in Note 6, USNH had the following changes in other long-term obligations *($ in thousands)*:

		2021			2022			
	Balance June 30, 2020	Additions & Other Changes	Retirements	Balance June 30, 2021	Additions & Other Changes	Retirements	Balance June 30, 2022	Current Portion
Asset retirement and other obligations*	$10,929	$11,522	$ (267)	$22,184	$ 974	$ (8,463)	$14,695	$ 8,384
Refundable government advances	13,229	258	(2,772)	10,715	106	(3,147)	7,674	–
Long-term leases - real estate	44,065	–	(1,924)	42,141	–	(1,939)	40,202	2,095
Long-term leases - equipment	776	789	(384)	1,181	–	(660)	521	343
Total other long-term obligations	$68,999	$12,569	$(5,347)	$76,221	$1,080	$(14,209)	$63,092	$10,822

**The current portion of these obligations is reported under accounts payable and accrued expenses.*

See Note 9 for additional information on leases.

9. Leases

USNH adopted GASB Statement No. 87, *Leases,* for its June 30, 2022 financial statements. Fiscal year 2021 balances and activities were restated to reflect this adoption. USNH is a lessee for non-cancellable lease of equipment and real estate assets. A lease liability and an intangible right to use asset with initial, individual undiscounted payments over the term of the lease value of $50,000 or more is recognized. At the commencement of a lease, the lease liability is measured at the present value of payments expected to be made during the lease term. Subsequently, the lease liability is reduced by the principal portion of lease payments made. The intangible right to use asset is initially measured as the initial amount of the lease liability, adjusted for lease payments made at or before the lease commencement date, plus certain initial direct costs. Subsequently, the intangible right to use asset is amortized on a straight-line basis over its useful life. USNH uses its estimated incremental borrowing rate as the discount rate for leases which was 3.5% as of June 30, 2022 and 2021.

The table below represents the financial adjustment for the July 1, 2020 GASB 87 adoption; rollforward to June 30, 2021 as well as accounts and categories impacted *($ in thousands):*

Statement of Net Position

	Balance as of June 30, 2021		
	Original	**Adjustment**	**Restated**
Lease receivable - current portion	$ –	$ 1,167	$ 1,167
Lease receivable, net of current portion	–	7,406	7,406
Property and equipment, net	1,101,440	42,085	1,143,525
Accounts payable and accrued expenses	(81,510)	(133)	(81,643)
Long-term leases - current portion	–	(2,598)	(2,598)
Long-term leases & SBITAs, net of current portion	–	(40,724)	(40,724)
Deferred inflows	(11,346)	(8,186)	(19,532)
Net position	1,658,624	(983)	1,657,641

Statement of Revenues, Expenses and Changes in Net Position

	For Year Ended June 30, 2021		
	Original	**Adjustment**	**Restated**
Sales of auxiliary services	$ 162,460	$ (4)	$ 162,456
Other operating revenue	26,221	92	26,313
Supplies & services-all other	(156,347)	3,720	(152,627)
Depreciation/amortization	(68,953)	(3,546)	(72,499)
Interest expense, net	(15,432)	(1,543)	(16,975)
Other nonoperating revenue (expense)	1,200	298	1,498
Decrease in net position	(44,412)	(983)	(45,395)

Statement of Cash Flows

	For Year Ended June 30, 2021		
	Original	**Adjustment**	**Restated**
Receipts from sales of auxiliary services	$ 163,582	$ (26)	$ 163,556
Receipts from grants, contracts and other operating revenues	170,209	(273)	169,936
Payments to suppliers and subcontractors	(251,579)	3,720	(247,859)
Other noncapital activity	19,160	298	19,458
Purchases of property, plant, equipment, and construction services	(51,455)	(788)	(52,243)
Proceeds from issuance of debt, sale of property and lease aquisition	2,706	788	3,494
Principal payments	(25,404)	(2,308)	(27,712)
Interest expense	(16,619)	(1,411)	(18,030)
Ending cash & equivalents	85,670	–	85,670

The tables below represent the schedule of maturity for current Lessee and Lessor arrangements as of June 30, 2022 *($ in thousands):*

Lessee Maturity Schedule

Fiscal Year	Principal	Interest	Total
2023	$ 2,438	$ 1,399	$ 3,837
2024	2,362	1,312	3,674
2025	2,021	1,236	3,257
2026	2,111	1,162	3,273
2027	1,973	1,091	3,064
2028-2032	12,368	4,256	16,624
2033-2037	13,960	1,760	15,720
2038-2042	3,472	114	3,586
2043-2045	18	1	19
Total lessee	$40,723	$12,331	$53,054

Lessor Maturity Schedule

Fiscal Year	Principal	Interest	Total
2023	$1,003	$ 249	$ 1,252
2024	277	215	492
2025	270	206	476
2026	291	197	488
2027	313	187	500
2028-2032	1,488	785	2,273
2033-2037	1,239	576	1,815
2038-2042	853	431	1,284
2043-2047	478	254	732
2048-2052	210	194	404
2053-2057	310	148	458
2058-2062	440	83	523
2063-2067	234	11	245
Total lessor	$7,406	$3,536	$10,942

10. Derivative instruments – interest rate swaps

USNH uses hedging derivatives to artificially fix interest rates on variable rate bonds outstanding. The terms and fair value of swap contracts in place as of June 30, 2022 and 2021 were as follows *($ in thousands)*

	Effective Date	Termination Date	Payable Fixed Swap Rate	Receivable Variable Swap Rate	Notional Amount at June 30, 2022	Notional Amount at June 30, 2021	Swap Fair Value at June 30, 2022	Swap Fair Value at June 30, 2021
Series 2005A swap	October 29, 2008	July 1, 2035	3.6%	67% LIBOR	$ 40,300	$ 42,300	$ (4,771)	$ (9,284)
Series 2005B swap	August 1, 2005	July 1, 2033	3.1%	63% LIBOR+0.29%	49,620	54,695	(3,033)	(7,113)
Series 2011B swap	July 1, 2011	July 1, 2033	4.5%	67% LIBOR	23,630	25,940	(3,301)	(5,883)
				Total	$113,550	$122,935	$(11,105)	$(22,280)

Effective interest rates and other key terms of each derivative are described below:

	Counterparty's Most Recent Credit Rating	Variable Interest Rates Paid and Received: Interest Rate Paid by USNH to Bondholders as of 6/30/2022	Interest Rate Paid by USNH to Bondholders as of 6/30/2021	Interest Rate Received by USNH from Swap Counterparties as of 6/30/2022	Interest Rate Received by USNH from Swap Counterparties as of 6/30/2021	Inception-To-Date: Effective Interest Rate Through 6/30/2022	Effective Interest Rate Through 6/30/2021	All-in Synthetically Fixed Interest Rate
Series 2005A swap	Aa2/AA-	0.6%	0.0%	0.7%	0.1%	4.0%	4.0%	4.1%
Series 2005B swap	A1/A+	0.6%	0.0%	1.0%	0.4%	3.2%	3.2%	3.5%
Series 2011B swap	A1/BBB+	0.6%	0.0%	0.7%	0.1%	4.9%	4.9%	5.0%

USNH utilizes interest rate swap agreements with counterparties to effectively convert its variable rate debt to fixed rates. The swaps' fair values and changes therein are recognized in USNH's financial statements. Differences between the fixed and variable rates in effect at each interest due date are settled net under each swap, increasing or decreasing interest expense. The fair value of the swap instruments is determined using option pricing models that consider interest rates and other market factors, the credit risks of the parties to the agreements, and the estimated benefit or cost to the USNH to cancel the agreements as of the reporting dates. Interest rate volatility, remaining outstanding principal, and time to maturity will affect the swaps' fair values at subsequent reporting dates. The values were estimated using the zero-coupon discounting method. This method calculates the future payments required by the swap, assuming the current forward rates implied by the yield curve are the market's best estimate of future spot interest rates. These payments are then discounted using the spot rates implied by the current yield curve for a hypothetical zero-coupon rate bond due on the date of each future net settlement payment. Because the swap fair values are based predominantly on observable inputs corroborated by market data, they are classified in Level 2 of the GASB fair value hierarchy. USNH intends to hold all swap contracts to maturity.

These derivative instruments meet the criteria established by GASB Statement No. 53 for effective hedges as of June 30, 2022 and 2021 and, therefore, their accumulated changes in fair value are reflected as deferrals on the Statements of Net Position (see Note 11). The notional amount of each swap is tied to the outstanding balance of the related bonds throughout the life of the swap. Under the terms of each swap, USNH makes fixed rate interest payments to the counterparty and receives a variable rate payment from the counterparty. USNH makes variable rate payments to bondholders on the related bonds. None of the derivatives require collateralization by USNH at any level of negative fair value.

Risk disclosure

Counterparty risk – This is the risk that the counterparty will fail to perform under the terms of the swap agreement. As of June 30, 2022, USNH was exposed to no counterparty credit risk relative to its swaps as all swap market values were negative. The swaps require collateralization of any positive fair value of the swap should the counterparty's credit rating fall below thresholds identified in the swap contracts. USNH mitigates counterparty risk by spreading the swap exposure among various counterparties, by monitoring bond ratings continuously, and by requiring collateralization in certain circumstances.

Basis risk – This is the risk of a mismatch between the variable rate received from the swap counterparty and the variable rate paid by USNH to bondholders on the underlying variable rate debt. The effective rate on the debt will vary depending on the magnitude and duration of any basis risk shortfall or surplus. Based on current and historical experience, USNH's financial advisors expect payments received under the agreements to approximate the related bond payments over the life of the swaps. USNH manages basis risk by closely monitoring daily and monthly rates paid and received on each transaction, by diversifying bond remarketing agents, and by varying swap terms (e.g., 67% of LIBOR vs. 63% of LIBOR + 29 bps).

Termination risk – This is the risk that the swaps could be terminated as a result of any of several events, which may include rating downgrades below specified levels for USNH or the swap counterparty; covenant violation; swap payment default or bankruptcy by either party; or default events under a bond resolution or trust indenture. Under the terms of each agreement, USNH has the option to terminate a swap at the fair value at any time by providing notice to the counterparty, while the counterparty may only terminate the swap upon certain termination events. USNH manages termination risk by adhering to bond covenant requirements, employing strategic indicator targets to maintain financial strength, monitoring swap market values and counterparty credit ratings, and diversifying swap counterparties.

Swap cash flows
Actual interest payments on the swaps vary as market rates vary.

The table below shows estimated annual future cash flows of the derivative instruments if interest rates remain unchanged from June 30, 2022 through the end of each swap contract *($ in thousands)*:

Fiscal Year	Notional Bonds Amortization	Estimated Interest Received	Estimated Interest and Fees Paid	Estimated Swap Net Outflows
2023	$ 9,975	$ (846)	$ 4,347	$ 3,501
2024	10,170	(761)	3,921	3,160
2025	10,665	(671)	3,475	2,804
2026	7,250	(611)	3,171	2,560
2027	7,375	(551)	2,862	2,311
2028-2032	41,875	(1,746)	9,168	7,422
2033-2036	26,240	(207)	1,167	960
Total	$113,550	$(5,393)	$28,111	$22,718

11. Deferred inflows and outflows of resources

The components of Deferred Inflows and Outflows of Resources as of June 30, 2022 and 2021 were as follows *($ in thousands)*:

	2022	2021
Deferred outflows of resources		
Accumulated decrease in fair value of hedging derivatives	$11,105	$22,280
Accounting loss on debt refinancing	5,523	6,585
Changes of assumptions:		
Operating Staff Retirement Plan	4	29
Postretirement Medical Plan	9,834	11,891
Additional Retirement Contribution Program	57	80
Net difference between projected and actual earnings:		
Operating Staff Retirement Plan	961	124
Difference between expected and actual experience:		
Postretirement Medical Plan	814	616
Benefit payments subsequent to the measurement date:		
Postretirement Medical Plan	4,276	2,965
Additional Retirement Contribution Program	3	675
Asset retirement obligations	1,125	1,218
Total Deferred outflows of resources	$33,702	$46,463
Deferred inflows of resources		
Accounting gain on debt refinancing	$ 50	$ 100
Annuities unconditional remainder interest	1,655	2,161
Changes of assumptions:		
Operating Staff Retirement Plan	–	15
Postretirement Medical Plan	10,438	6,192
Additional Retirement Contribution Program	15	23
Net difference between projected and actual earnings:		
Operating Staff Retirement Plan	516	697
Difference between expected and actual experience:		
Operating Staff Retirement Plan	67	136
Postretirement Medical Plan	1,437	1,734
Additional Retirement Contribution Program	226	288
Deferred inflows - leases	7,501	8,186
Total Deferred inflows of resources	$21,905	$19,532

The accumulated decrease in fair value of hedging derivatives is recorded to offset the value of USNH's interest-rate swap liabilities which qualify for treatment as an effective hedge based on historic interest flows. USNH does not currently expect to terminate any of the swap agreements. The accounting gain on debt refinancing relates to the Series 2012 and 2016 bond issuances while the accounting loss on debt refinancing relates to the Series 2005B, 2011B, 2015 and 2017A bond issuances. These costs will be amortized as a component of interest expense over the remaining terms of the new debt. See Note 9 for additional information on leases.

Amounts reported as deferred outflows of resources related to benefit payments subsequent to the measurement date will be recognized as a reduction of the respective benefit liability in the year ended June 30, 2023. Other amounts reported as deferred outflows and inflows of resources which are related to retirement programs will be recognized as a component of pension and OPEB expense over the next seven years as summarized below ($ in thousands):

Fiscal Year	Operating Staff Retirement Plan	Additional Retirement Contribution Program	Post-retirement Medical Plan
2023	$ 25	$ (69)	$ 47
2024	83	(58)	47
2025	53	(25)	47
2026	220	(32)	47
2027	–	–	(411)
2028	–	–	(775)
2029	–	–	(229)
Total	$381	$(184)	$(1,227)

12. Pass-through grants

USNH distributed $141,461,000 and $146,394,000 of student loans through the US Department of Education Federal Direct Lending program during 2022 and 2021, respectively. These distributions and related funding sources are not included as expenses and revenues, or cash disbursements and cash receipts, in the accompanying financial statements. The Statements of Net Position include receivables of $271,000 and $103,000 as of June 30, 2022 and 2021, respectively, for direct loans disbursed in excess of US Department of Education receipts.

13. Endowment return used for operations

The objective of the annual spending formula for endowment return used for operations is to provide sustainable continued future support for ongoing programs at current levels assuming moderate inflation. To the extent that endowment yield is insufficient in any one year to meet the required spending distribution, accumulated net gains are utilized to fund the distribution. For the USNH pool, the distribution rate is established annually by the USNH Board of Trustees. Starting in fiscal year 2019, the USNH pool calculated the distribution as a percentage of the average market value per unit for the previous twelve quarters with a rate of 4.5% and 4.7% as of December 31, 2020 and 2019, respectively. For the UNHF primary pool, the distribution rate was 5.25% as of December 31, for both 2020 and 2019 respectively calculated as a percentage of the average market value per unit for the previous twelve quarters.

The components of endowment return used for operations for 2022 and 2021 are summarized below *($ in thousands):*

Components of Endowment Payout	2022	2021
Pooled endowment yield - campuses	$ (290)	$ 6,488
Pooled endowment yield - affiliates	679	(980)
Trusts, life income and annuities yield, net of gains utilized	972	564
Gains utilized to fund distribution - pooled campuses	25,792	17,516
Gains utilized to fund distribution - pooled affiliates	13,850	14,025
Endowment return used for operations	$41,003	$37,613

14. Operating expenses by function

The following tables summarize USNH's operating expenses by functional classification for the past two years *($ in thousands)*:

	Compensation	Supplies & Services	Utilities	Internal Allocations	Depreciation/ Amortization	2022 Total
Campuses – current funds						
Instruction	$180,507	$ 16,420	$ 16	$ –	$ –	$ 196,943
Auxiliary services	43,449	41,556	55	58,109	–	143,169
Research and sponsored programs	83,251	81,241	218	–	–	164,710
Academic support	58,711	23,391	2	–	–	82,104
Student services	34,125	46,418	14	(72)	–	80,485
Institutional support	59,462	15,329	86	(21,713)	–	53,164
Operations and maintenance	20,165	35,706	18,255	(36,324)	–	37,802
Fundraising and communications	7,828	6,584	–	6,139	–	20,551
Public service	11,983	2,638	2	–	–	14,623
Subtotal – current funds	499,481	269,283	18,648	6,139	–	793,551
Campuses - other funds	(233)	(532)	–	–	71,648	70,883
Affiliated entities	8,790	1,318	1	(6,139)	–	3,970
Total	$508,038	$270,069	$18,649	$ –	$71,648	$ 868,404

	Compensation	Supplies & Services	Utilities	Internal Allocations	Depreciation/ Amortization	2021 Total
Campuses – current funds						
Instruction	$218,633	$ 10,786	$ (2)	$ –	$ –	$ 229,417
Auxiliary services	44,008	34,426	55	55,893	–	134,382
Research and sponsored programs	83,273	36,915	165	–	–	120,353
Academic support	65,690	20,594	–	–	–	86,284
Student services	38,758	69,167	14	(36)	–	107,903
Institutional support	68,563	9,321	77	(17,988)	–	59,973
Operations and maintenance	28,696	36,129	15,464	(38,077)	–	42,212
Fundraising and communications	9,942	6,250	–	4,307	–	20,499
Public service	13,352	4,298	2	(150)	–	17,502
Subtotal – current funds	570,915	227,886	15,775	3,949	–	818,525
Campuses - other funds	(212)	1,591	–	–	72,499	73,878
Affiliated entities	7,319	847	1	(3,949)	–	4,218
Total	$578,022	$230,324	$15,776	$ –	$72,499	$896,621

15. Net position

It is USNH's policy to use restricted funds before accessing unrestricted balances. The table below details USNH's net position as of June 30, 2022 and 2021 *($ in thousands)*:

Components of Net Position	2022	2021
Net investment in capital assets	$ 723,041	$ 721,356
Restricted financial resources		
Nonexpendable		
Historic gift value of endowment - campuses	144,896	134,754
Historic gift value of endowment - affiliated entities	183,676	171,812
Total restricted nonexpendable resources	328,572	306,566
Expendable		
Held by campuses:		
Accumulated net gains on endowment	67,601	94,413
Fair value of restricted funds functioning as endowment	16,297	18,014
Gifts, grants and contracts	59,772	32,910
Life income and annuity funds	23	33
Loan funds	1,870	2,425
Held by affiliated entities:		
Accumulated net gains on endowment	49,552	84,055
Fair value of restricted funds functioning as endowment	47,943	56,073
Other	18,942	11,517
Total restricted expendable resources	262,000	299,440
Unrestricted financial resources		
Held by campuses:		
Educational and general reserves	(1,995)	(12,259)
Auxiliary enterprises	103,691	45,528
Internally designated reserves	126,479	22,199
Unrestricted loan funds	1,261	1,401
Unexpended plant funds	46,284	101,614
Fair value of unrestricted funds functioning as endowment	101,861	246,033
Other	1,095	862
Less: postretirement medical liability[1]	(74,811)	(78,490)
Held by affiliated entities:		
Fair value of unrestricted funds functioning as endowment	1,404	1,616
Other	1,907	1,775
Total unrestricted financial resources	307,176	330,279
Total net position	$1,620,789	$1,657,641

[1] As discussed in Note 7, the 2022 and 2021 postretirement medical liability is shown net of the related deferred inflows and outflows of resources. See Note 11 for additional information in this regard.

16. Commitments and contingencies

USNH expects to continue to incur costs in testing, personal protective equipment, and cleaning related to COVID-19, although at a lesser degree than in prior years. While the significant business disruption brought on by the COVID-19 pandemic seems to be easing with the high rate of vaccination in New Hampshire, there is still considerable uncertainty about the long-term implications of this pandemic on higher education and the ultimate financial impact and duration cannot be estimated at this time.

USNH holds insurance for losses related to real property, as well as professional, environmental, and general liability claims. Property coverage is limited to $500 million in the aggregate with varying deductible levels. Liability coverage and deductible levels are based on management's assessments of the risks of related losses. Settlements below the relevant deductible amounts are funded from unrestricted net position.

USNH makes expenditures in connection with restricted government grants and contracts, which are subject to final audit by government agencies. Management is of the opinion that the number of disallowances, if any, sustained through such audits would not materially affect the financial position, results of operations, or cash flows of USNH.

USNH is a defendant in various legal actions arising out of the normal course of its operations. Although the outcome of such actions cannot presently be determined, management is of the opinion that the eventual liability, if any, will not have a material effect on USNH's financial position, results of operations or cash flows.

17. Component units

Condensed information from the audited financial statements of the University of New Hampshire Foundation, Inc. (UNHF) is presented below *($ in millions)*:

Condensed information from the Statements of Net Position as of June 30,	2022	2021
Endowment investments	$271	$302
Other assets	22	14
Total assets	293	316
Annuities payable	3	3
Other liabilities and deferred inflows of resources	3	3
Total liabilities and deferred inflows of resources	6	6
Total net position	$287	$310
Condensed information from the Statements of Revenues, Expenses and Changes in Net Position for the years ended June 30,	**2022**	**2021**
Gifts and other support	$ 39	$ 32
Investment income	(27)	68
Total revenues	12	100
Distributions to UNH	25	28
Administrative and other expenses	10	8
Total expenses	35	36
Increase/(decrease) in net position	$ (23)	$ 64
Condensed information from the Statements of Cash Flows for the years ended June 30,	**2022**	**2021**
Receipts from gifts and other sources	$ 28	$ 24
Payments to UNH and suppliers	(35)	(37)
Net cash used in operating activities	(7)	(13)
Net cash provided by investing activities	3	7
Net cash provided by noncapital financing activities	11	6
Change in cash and equivalents	$ 7	$ –

A copy of the complete financial statements for UNHF can be obtained on its website at https://www.unh.edu/give/financial-reports or by contacting the Advancement Finance and Administration Office at (603) 862-1584.

18. Subsequent events

Management has evaluated the impact of subsequent events through the date that the financial statements were available for issuance October 20, 2022, and concluded that no material events have occurred which would require recognition or disclosure.

Postretirement Medical Plan

Schedule of Changes in Total OPEB Liability and Related Ratios for the years ended June 30, *($ in thousands)*:

	2022	2021	2020	2019	2018
Service costs	$ 1,132	$ 1,143	$ 1,247	$ 1,359	$ 1,416
Interest	1,792	2,444	3,339	3,024	3,627
Benefit payments	(5,337)	(4,795)	(5,084)	(6,381)	(6,923)
Differences between expected and actual experience	363	(999)	849	–	(1,511)
Changes in benefit terms	–	(9,533)	(318)	–	–
Changes in assumptions[1]	(6,126)	7,336	7,664	(4,968)	(4,857)
Net change in postretirement medical liability	(8,176)	(4,404)	7,697	(6,966)	(8,248)
Total Postretirement Medical Plan liability - beginning of year	86,037	90,441	82,744	89,710	97,958
Total Postretirement Medical Plan liability - end of year	$ 77,861	$ 86,037	$ 90,441	$ 82,744	$ 89,710
Current portion	$ 7,201	$ 5,342	$ 4,412	$ 5,331	$ 5,837
Covered payroll	$289,072	$303,529	$298,040	$290,287	$290,107
Total liability as a percentage of covered payroll	26.9%	28.3%	30.3%	28.5%	30.9%

Additional Retirement Contribution (ARC) Program

Schedule of Changes in Total Pension Liability and Related Ratios for the years ended June 30, *($ in thousands)*:

	2022	2021	2020	2019	2018	2017
Service costs	$ 26	$ 22	$ 37	$ 31	$ 41	$ 103
Interest	32	52	91	66	88	118
Benefit payments [2]	(714)	(343)	(111)	(123)	(95)	(518)
Differences between expected and actual experience	(164)	–	(200)	–	(89)	(328)
Changes in assumptions	3	36	70	(97)	26	(5)
Net change in ARC liability	(817)	(233)	(113)	(123)	(29)	(630)
Total ARC liability at beginning of year	1,825	2,058	2,171	2,294	2,323	2,953
Total ARC liability at end of year	$ 1,008	$ 1,825	$ 2,058	$ 2,171	$ 2,294	$ 2,323
Current portion	$ 42	$ 865	$ 217	$ 200	$ 95	$ 455
Covered payroll	$12,138	$12,732	$22,275	$24,369	$26,646	$29,409
Total liability as a percentage of covered payroll	8.3%	14.3%	9.2%	8.9%	8.6%	7.9%

Operating Staff Retirement Plan

Schedule of Changes in Net Pension Assets and Related Ratios for the years ended June 30, *($ in thousands)*:

	2022	2021	2020	2019	2018	2017[3]
Plan Fiduciary Net Position						
Beginning balance	$6,549	$ 5,863	$ 6,186	$ 6,376	$ 6,700	$ –
Employer contributions	–	–	–	–	–	6,700
Plan administrative costs	–	–	–	(13)	(13)	–
Net investment income	(754)	1,143	173	407	274	–
Benefit payments	(488)	(457)	(496)	(584)	(585)	–
Fiduciary net position	$5,307	$ 6,549	$5,863	$ 6,186	$ 6,376	$ 6,700
Total pension liability at end of year	(4,593)	(4,992)	(5,431)	(5,875)	(5,652)	(5,707)
Net pension asset	$ 714	$ 1,557	$ 432	$ 311	$ 724	$ 993
Plan net position as a percentage of total pension liability	115.5%	131.2%	108.0%	105.3%	112.8%	117.4%
Plan Pension Liability						
Beginning balance	$(4,992)	$(5,431)	$(5,875)	$(5,652)	$(5,707)	$(6,345)
Service costs	(1)	(6)	(7)	(3)	–	(20)
Interest, net of actuarial gain/loss	(79)	(41)	(65)	(290)	(292)	(298)
Benefit payments	488	457	496	584	585	956
Changes in assumptions	(9)	29	20	(514)	(238)	–
Total pension liability at end of year	$(4,593)	$ (4,992)	$(5,431)	$(5,875)	$(5,652)	$(5,707)
Covered payroll	$ 122	$ 120	$ 815	$ 850	$ 961	$ 1,007
Net pension asset as a percentage of covered payroll	585.2%	1297.5%	53.0%	36.6%	75.3%	98.6%

See accompanying independent auditor's report.

Notes to Schedules:

[1] Changes in assumptions relate to discount rate changes. The rates were 2.1% for FY22, 2.1% for FY21, 2.7% for FY20, 4.1% for FY19, and 3.4% for FY18 based on a change in the related index. See Note 7 for additional information.

[2] Fiscal year 2017 benefit payments included separation costs in larger amounts.

[3] Reflects payments and adjustments made before the establishment of the related trust on June 29, 2017.

University System of New Hampshire As of September 1, 2022

Board of Trustees

Members of the Board

The Honorable Christopher T. Sununu
ex officio, Governor, State of New Hampshire, Concord, NH

Alexander J. Walker, Jr. (2016-2024)
Chair, Manchester, NH

James P. Burnett, III (2017-2026)
Vice Chair, Concord, NH

Kassandra Spanos Ardinger (2016-2024)
Secretary, Concord, NH

Amy B. Begg (2015 -2023)
Needham, MA

Donald L. Birx, ex officio
President, PSU, Plymouth, NH

Zacharay J. Christie (2022-2023)
KSC Student Trustee, Keene, NH

James W. Dean, Jr., ex officio
President, UNH, Durham, NH
President, GSC (as of 9-1-2021)
Interim Chancellor USNH (3-3-2022)

M. Jacqueline Eastwood (2017-2025)
Durham, NH

Frank L. Edelblut, ex officio Commissioner of Education, Concord, NH

James P. Gray, ex officio
Designee for Senate President

Cathy J. Green (2017-2025)
Dunbarton, NH

George S. Hansel (2019 -2023)
Keene, NH

Shawn N. Jasper, ex officio
Commissioner of Agriculture, Concord, NH

Kevin Knarr (2022-2024)
Bedford, NH

Rick Ladd, ex officio
Designee for Speaker of the House

Christian Merheb (2022-2023)
UNH Student Trustee, Concord, NH

Mackenzie Murphy (2021-2025)
Merrimack, NH

Joel Nkounkou (2022-2026)
Charlestown, MA

Peter T. Paul (2022-2025)
Dover, NH

Michael J. Pilot (2019 -2023)
Hampton, NH

J. Morgan Rutman (2016 -2024)
Rye, NH

Gregg R. Tewksbury (2020-2023)
Keene, NH

Christiana Thornton (2022-2025)
Pembroke, NH

Melinda D. Treadwell, ex officio
President, KSC, Keene, NH

David A. Westover (2019-2023)
Keene, NH

Administration

Members of the Presidents' Council

James W. Dean, Jr. (Chair)
President, University of New Hampshire

Donald L. Birx
President, Plymouth State University

Catherine A. Provencher
CAO, Vice Chancellor and Treasurer
USNH

Melinda D. Treadwell
President, Keene State College

Members of the Finance Executive Council

Catherine A. Provencher (Chair)
CAO, Vice Chancellor and Treasurer, USNH

Karen L. Benincasa
Assistant Vice Chancellor, USNH

Tracy Claybaugh
Vice President for Finance
and Administration, PSU

Nathalie Houder
Vice President for Finance
and Administration, KSC

Marcel Vernon
Chief Financial Officer, UNH

University System of New Hampshire

Karen L. Benincasa
Assistant Vice Chancellor

James A. McGrail
Chief Human Resources Officer

Catherine A. Provencher
CAO, Vice Chancellor and Treasurer, USNH

Chad Pimentel
General Counsel and Secretary

Other Officers

University of New Hampshire

Deborah Dutton
Foundation President and Vice President for Advancement

Wayne Jones
Provost and VP for Academic Affairs

Kathy Neils
Associate Vice President and Chief Human Resources Officer

Nadine Petty
Chief Diversity Officer

Marcel Vernon
Chief Financial Officer

Plymouth State University

Tracy Claybaugh
Vice President for Finance and Administration

Marlin Collingwood
Interim Vice President Communications, Enrollment & Student Life

Timothy Rhyne
Director of Human Resources

Nathaniel Bowditch
Provost and Vice President for Academic Affairs

Albert Ramos
Chief Diversity Officer and Director of Diversity, Equity, and Social Justice

John Scheinman
Director of Development

Keene State College

James Beeby
Provost and Vice President for Academic Affairs

Nathalie Houder
Vice President for Finance and Administration

MB Lufkin
Vice President for Enrollment and Student Engagement

Dottie Morris
Associate Vice President for Diversity and Inclusion

Veronica Rosa
Vice President for Advancement and Constituent Relations

Keene STATE COLLEGE

Plymouth State UNIVERSITY

University of New Hampshire

University System of New Hampshire

5 Chenell Drive, Suite 301, Concord, NH 03301 • 603-862-1800 • www.usnh.edu • yours.usnh.edu

UNIVERSITY SYSTEM OF NEW HAMPSHIRE
SCHEDULE OF UNRESTRICTED FINANCIAL RESOURCES

	UNH[1]	PSU	KSC[2]	GSC	Trustees/ Chancellor's Office	Balance at June 30, 2022	Balance at June 30, 2021
Held by campuses:							
Current funds							
Educational and general reserves	$ (2,013,653)	1,613,561	(26,623,315)	24,843,566	184,424	(1,995,417)	(12,259,451)
Auxiliary enterprises	27,717,644	18,943,239	12,626,790			59,287,673	45,528,386
Auxiliary Enterprises - UNH Capital & Equipment Re	44,402,609					44,402,609	-
Internally designated - STII					45,427,806	45,427,806	9,346,521
Internally designated - Fringe Benefits Pool					6,014,027	6,014,027	11,184,133
Internally designated - other employee benefits	1,212,997	(67,749)	52,353	8,790	2,379,173	3,585,564	(49,126,575)
Internally designated - internal borrowings outstanding	(54,070,664)	(11,028,997)	(588,437)			(65,688,098)	(77,390,388)
Internally designated - F&A return and other faculty support	31,236,038		1,769,000			33,005,038	30,460,868
Internally designated - unrestricted gifts and endowment payout	3,775,206	6,613	365,705	4,125		4,151,649	3,286,601
Internally Designated - UNH Capital & Equipment Re	87,312,455					87,312,455	64,977,652
Internally designated - other	22,169,524	(4,125,388)	(7,241,830)	394,077	1,474,737	12,671,120	29,459,500
Total current funds	161,742,156	5,341,279	(19,639,734)	25,250,558	55,480,167	228,174,426	55,467,247
Unrestricted loan funds	60,930	12,378	1,187,207			1,260,515	1,401,164
Unexpended plant funds - all other	4,830,137	17,008,101	24,445,398			46,283,636	101,614,376
Funds functioning as endowment - USNH Health Benefits Cost Containment					18,630,310	18,630,310	27,373,919
Funds functioning as endowment - USNH Debt Quasi					57,140,921	57,140,921	110,815,184
Funds functioning as endowment - USNH Contingency					9,094,951	9,094,951	10,108,051
Funds functioning as endowment - USNH LT Treasury Investments					(5,817,594)	(5,817,594)	71,110,015
Funds functioning as endowment - Isabel Harriet Paul	2,620,687					2,620,687	2,937,696
Funds functioning as endowment - UNHL Operations	2,625,608					2,625,608	3,996,929
Funds functioning as endowment - UNHM	1,904,976					1,904,976	2,135,409
Funds functioning as endowment - PSU ALLWell		5,383,464				5,383,464	6,034,670
Funds functioning as endowment - all other unrestricted	9,078,156	769,723	430,298			10,278,177	11,521,466
Unfunded postretirement medical benefits	(53,613,450)	(9,311,760)	(8,577,454)	(1,962,549)	(1,345,849)	(74,811,062)	(78,490,001)
Operating Staff Retirement Plan trust					1,095,013	1,095,013	861,795
Held by affiliated entities:							
Quasi-endowment fund - affiliates	1,404,118					1,404,118	1,615,869
Other unrestricted balances - affiliates	1,879,382		28,042			1,907,424	1,775,206
TOTAL UNRESTRICTED FINANCIAL RESOURCES	**$ 132,532,700**	**19,203,185**	**(2,126,243)**	**23,288,009**	**134,277,919**	**307,175,570**	**330,278,995**

[1]includes UNHF, UNHL & UNHM

[2]includes KEA

UNIVERSITY SYSTEM OF NEW HAMPSHIRE
SUMMARY STATEMENT OF CHANGES IN AUXILIARY ENTERPRISE FUNDS
FOR THE YEAR ENDED JUNE 30, 2022

	Current Fiscal Year Activity						
	Annual Budgeted Activity	Revenues*	Expenses	Transfers In/(Out)	Net Increase/ (Decrease)	Beginning Fund Balance 6/30/2021	Ending Fund Balance 6/30/2022
UNIVERSITY OF NEW HAMPSHIRE							
Revenues Pledged to HEFA Bonds							
Housing	$ 52,204,053	$ 51,028,283	$ 34,508,209	$ 357,802	16,877,878	$ 3,651,233	20,529,109
Dining	26,392,539	28,396,549	24,517,554	5,722,656	9,601,650	1,803,469	11,405,119
Recreation	8,154,036	8,408,045	5,989,056	3,873,909	6,292,899	42,675	6,335,573
Student Union	4,886,590	5,014,013	3,542,050	3,448,451	4,920,416	544,399	5,464,815
Whittemore Center Arena	2,651,098	1,728,019	1,566,758	(465,028)	(303,767)	81,937	(221,830)
ECOline	1,800,000	3,101,623	3,101,623	-	-	2,070,534	2,070,534
Other Revenues							
Athletics	16,069,933	16,409,447	16,734,585	611,725	286,586	(4,465,453)	(4,178,868)
Health Services	6,571,714	7,865,983	7,231,528	4,224,845	4,859,300	2,779,699	7,638,999
Student Health Benefit Plan	4,762,920	4,983,363	4,474,991	369,089	877,461	11,752,494	12,629,954
Wildcat Transit	6,228,065	4,993,834	3,194,635	5,323,595	7,122,794	1,022,938	8,145,732
Telecommunications	195,900	175,992	10,971	(190,000)	(24,979)	349,675	324,696
InterOperability Lab	-	-	37,360	1,176	(36,184)	36,184	-
Other Auxiliary Services	2,210,988	1,345,257	465,923	159,147	1,038,478	937,937	1,976,420
TOTAL UNIVERSITY OF NEW HAMPSHIRE	132,127,836	133,450,408	105,375,243	23,437,367	51,512,532	20,607,721	72,120,253
PLYMOUTH STATE UNIVERSITY							
Revenues Pledged to HEFA Bonds							
Housing	17,085,701	17,840,307	8,870,374	(5,678,241)	3,291,692	3,971,716	7,263,409
Dining	7,161,105	6,948,849	6,501,554	(331,245)	116,051	2,287,484	2,403,535
Student Union	2,984,740	3,138,721	1,641,754	(700,413)	796,554	6,245,766	7,042,320
Ice Arena	1,598,705	1,052,262	490,466	(411,748)	150,049	316,568	466,618
ALLWell Arena	557,288	539,132	8,400	(455,817)	74,915	241,742	316,657
Other Revenues							
Health and Wellness Services	429,801	420,399	486,761	25,000	(41,361)	425,197	383,837
Other Auxiliary Services	1,418,229	1,801,198	1,241,224	(125,254)	434,717	632,149	1,066,863
TOTAL PLYMOUTH STATE UNIVERSITY	31,235,569	31,740,868	19,240,533	(7,677,718)	4,822,617	14,120,622	18,943,239
KEENE STATE COLLEGE							
Revenues Pledged to HEFA Bonds							
Housing	13,672,978	13,858,282	5,208,270	(6,154,381)	2,495,631	27,910	2,523,543
Dining	7,133,743	7,246,811	6,289,733	(1,052,376)	(95,298)	1,359,955	1,264,655
Student Union	1,965,856	2,012,651	916,609	(846,134)	249,908	1,728,212	1,978,120
Recreation	1,447,750	1,479,157	438,793	(733,696)	306,668	1,884,620	2,191,287
Other Revenues							
Continuing Ed-OSHA	1,600,000	1,541,480	1,152,107	(272,000)	117,374	1,498,138	1,615,511
Health Services	1,296,212	1,326,964	1,613,942	3,365	(283,612)	521,839	238,226
Other Auxiliary Services	967,161	677,058	646,010	(790,130)	(759,084)	3,574,529	2,815,448
TOTAL KEENE STATE COLLEGE	28,083,701	28,142,403	16,265,464	(9,845,352)	2,031,587	10,595,203	12,626,790
GRANITE STATE COLLEGE							
Other Auxiliary Services	0.00	-	-	(204,840)	(204,840)	204,840	-
TOTAL GRANITE STATE COLLEGE	0.00	-	-	(204,840)	(204,840)	204,840	-
TOTAL UNIVERSITY SYSTEM OF NEW HAMPSHIRE	**$ 191,447,106**	**193,333,679**	**140,881,240**	**5,709,457**	**58,161,896**	**45,528,386**	**103,690,282**

*Immaterial revenue variance with SRECNP of $3,325 is due to fund 1NU050. Will be corrected in FY23.

UNIVERSITY SYSTEM OF NEW HAMPSHIRE
DETAIL STATEMENT OF CHANGES IN AUXILIARY ENTERPRISE FUNDS
FOR THE YEAR ENDED JUNE 30, 2022

FUND #	FUND NAME	FISCAL YEAR 2022			NET	BEGINNING FUND BALANCE 6/30/2021	ENDING FUND BALANCE 6/30/2022
UNIVERSITY OF NEW HAMPSHIRE							
REVENUES PLEDGED TO HEFA BONDS:							
	HOUSING						
1AARES	Residential Life	2,356	2,223,441	2,223,163	2,078	(2,314)	(236)
1AQHOU	UNH Housing	50,840,446	31,950,465	(17,319,827)	1,570,154	3,632,115	5,202,268
1AM005	UNHM Housing	185,481	334,303	127,390	(21,432)	21,432	-
1AQ024	Housing R&R Reserves	0.00	-	15,327,077	15,327,077	-	15,327,077
	TOTAL HOUSING	51,028,283	34,508,209	357,802	16,877,877	3,651,233	20,529,109
	DINING						
1AQHOS	UNH Dining Services	28,396,549	24,361,773	(2,551,938)	1,482,838	1,803,469	3,286,307
1AQ022	Hospitality R&R	0.00	155,781	7,948,067	7,792,286	-	7,792,286
1AQ427	Conf & Catering R&R	0.00	0.00	326,527	326,527	-	326,527
	TOTAL DINING	28,396,549	24,517,554	5,722,656	9,601,651	1,803,469	11,405,120
	RECREATION						
1AJREC	Campus Recreation	8,408,045	5,989,056	(2,025,054)	393,935	42,675	436,610
1AJ020	Campus Rec R&R Reserves	0.00	0.00	5,898,964	5,898,964	-	5,898,964
	TOTAL RECREATION	8,408,045	5,989,056	3,873,909	6,292,899	42,675	6,335,573
	STUDENT UNION						
1AJMUB	UNH Memorial Union	5,014,013	3,542,050	(1,420,642)	51,321	544,399	595,720
1AJ019	MUB R&R Reserves	0.00	0.00	4,869,093	4,869,093	-	4,869,093
	TOTAL STUDENT UNION	5,014,013	3,542,050	3,448,451	4,920,415	544,399	5,464,814
	WHITTEMORE CENTER ARENA						
1AJWHT	Whittemore Center	1,728,019	1,566,758	(503,982)	(342,721)	81,937	(260,784)
1AJ067	Whittemore Center R&R Reserves	0.00	0.00	38,954	38,954	-	38,954
	TOTAL WHITTEMORE CENTER ARENA	1,728,019	1,566,758	(465,028)	(303,767)	81,937	(221,830)
	ECOLINE						
1AT001	Ecoline	3,101,623	3,101,623	-	-	2,070,534	2,070,534
	TOTAL ECOLINE	3,101,623	3,101,623			2,070,534	2,070,534
OTHER REVENUES:							
	ATHLETICS						
1ASATH	UNH Intercollegiate Athletics	16,409,447	16,734,585	611,725	286,586	(4,465,453)	(4,178,867)
	TOTAL ATHLETICS	16,409,447	16,734,585	611,725	286,586	(4,465,453)	(4,178,867)
	HEALTH SERVICES						
1AACCT	Counseling Center	2,429,454	2,133,983	-	295,471	1,175,191	1,470,663
1AAHSC	UNH Health Services	5,436,528	5,097,545	(9,485)	329,498	1,604,508	1,934,005
1AJHSC	UNH Health Services	0.00	0.00	0.00	-	-	-
1AA010	Health & Wellness R&R Reserves	0.00	0.00	4,234,331	4,234,331	-	4,234,331
	TOTAL HEALTH SERVICES	7,865,983	7,231,528	4,224,845	4,859,300	2,779,699	7,638,999
	STUDENT HEALTH BENEFIT PLAN						
1AAHBP	UNH Student Health Benefit Plan	4,983,363	4,463,523	60,168	580,007	11,752,494	12,332,501
1AA011	Health & Wellness R& R	0.00	11,468	286,725	275,257	-	275,257
1AA050	Psycological	0.00	0.00	22,196	22,196	-	22,196
	TOTAL STUDENT HEALTH BENEFIT PLAN	4,983,363	4,474,991	369,089	877,461	11,752,494	12,629,954
	WILDCAT TRANSIT						
1AQTRN	Transportation Services	4,993,834	3,194,635	(11,564)	1,787,635	1,022,938	2,810,573
1AQ128	Transportation R&R Reserves	0.00	-	5,256,604	5,256,604	-	5,256,604
1AQCNG	CNG Fueling Station	0.00	0.00	78,556	78,556	-	78,556
	TOTAL WILDCAT TRANSIT	4,993,834	3,194,635	5,323,595	7,122,794	1,022,938	8,145,732
	TELECOMMUNICATIONS						
1ATTOW	Telecommunication Towers	175,992	10,971	(190,000)	(24,979)	349,675	324,696

UNIVERSITY SYSTEM OF NEW HAMPSHIRE
DETAIL STATEMENT OF CHANGES IN AUXILIARY ENTERPRISE FUNDS
FOR THE YEAR ENDED JUNE 30, 2022

FUND #	FUND NAME	FISCAL YEAR 2022			NET	BEGINNING FUND BALANCE 6/30/2021	ENDING FUND BALANCE 6/30/2022
	TOTAL TELECOMMUNICATIONS	175,992	10,971	(190,000)	(24,979)	349,675	324,696
	ACTION LEARNING CENTER						
1AF001	Action Learning Center	787,299	932,173	13,544	(131,330)	157,752	26,422
	TOTAL ACTION LEARNING CENTER	787,299	932,173	13,544	(131,330)	157,752	26,422
	INTEROPERABILITY LABORATORY RESERVE						
1ARIOL	InterOperability Laboratory Reserve	-	37,360	1,176	(36,184)	36,184	-
	TOTAL INTEROPERABILITY LAB RESERVE		37,360	1,176	(36,184)	36,184	
	OTHER AUXILIARY SERVICES						
1A0ADJ	UNH Auxiliary Adjustments	-	(1,235,028)	(124,112)	1,110,916	-	1,110,916
1AD002	Environmental Research Grp 2232	0.00	-	0.00	-	160	160
1AE265	SBDC Programs	-	123	-	(123)	37,758	37,635
1AE267	Center For Venture Research	-	4,773	3,500	(1,273)	4,931	3,658
1AECFB	Center for Family Business	137,136	128,868	-	8,268	175,422	183,690
1AH301	UNHL Auxiliary Rental Operations	99,048	113,815	0.00	(14,767)	236,663	221,896
1ALLNG	Faculty Lounge	-	1,671	0.00	(1,671)	10,633	8,962
1AQCNF	UNH Conference Center	0.00	(3,089)	0.00	3,089	1,203	4,292
1AQDDM	Discretionary Fund for Business Aff	0.00	-	-	-	892	892
1AQMLS	Mail Services	13,483	(154,002)	-	167,485	48,515	216,000
1AQOBA	Business Affairs	-	162,667	4,756	(157,911)	157,911	-
1AQ105	HCS R&R Reserves	0.00	0.00	170,768	170,768	-	170,768
1AQPRN	Printing Services	86,992	333,892	8,837	(238,063)	(1,382)	(239,445)
1AQ174	Mail Service R&R	0.00	0.00	37,620	37,620	-	37,620
1ARANM	Animal Care	-	37,887	0.00	(37,887)	26,253	(11,634)
1AR005	UIC Equipment	515	2,069	75,931	74,376	-	74,376
1ARUIC	Instrumentation Center	205,490	138,677	(31,701)	35,112	58,721	93,833
1ATRNT	Facilities Rental Properties	15,298	1,428	-	13,870	22,507	36,377
	TOTAL OTHER AUXILIARY SERVICES	557,959	(466,249)	145,599	1,169,809	780,186	1,949,995
TOTAL UNIVERSITY OF NEW HAMPSHIRE		**133,450,408**	**105,375,243**	**23,437,367**	**51,512,532**	**20,607,721**	**72,120,253**
PLYMOUTH STATE UNIVERSITY							
REVENUES PLEDGED TO HEFA BONDS:							
	HOUSING						
6AS210	Residential Life	17,840,307	8,870,374	(8,476,438)	493,495	3,971,716	4,465,211
6AX210	R&R Residential Life	0.00	0.00	2,798,197	2,798,197	-	2,798,197
	TOTAL HOUSING	17,840,307	8,870,374	(5,678,241)	3,291,692	3,971,716	7,263,408
	DINING						
6AS215	Dining Services	6,948,849	6,501,554	(477,725)	(30,429)	2,287,484	2,257,055
6AX215	R&R Dining Services	0.00	0.00	146,480	146,480	-	146,480
	TOTAL DINING	6,948,849	6,501,554	(331,245)	116,051	2,287,484	2,403,535
	STUDENT UNION						
6AS220	Hartman Union Building	3,138,721	1,641,754	(875,093)	621,874	6,245,766	6,867,639
6AX220	R&R Hartman Union	0.00	0.00	174,680	174,680	-	174,680
	TOTAL STUDENT UNION	3,138,721	1,641,754	(700,413)	796,554	6,245,766	7,042,320
	ICE ARENA						
6AAREN	Ice Arena	1,052,262	490,466	(733,380)	(171,583)	316,568	144,985
6AXREN	Ice Arena R&R	0.00	0.00	321,632	321,632	-	321,632
	TOTAL ICE ARENA	1,052,262	490,466	(411,748)	150,049	316,568	466,617
	ALLWELL ARENA						
6AALLW	ALLWell Center Fund	539,132	8,400	(562,932)	(32,200)	241,742	209,542
6AXLLw	R&R ALLWell Center	0.00	0.00	107,115	107,115	-	107,115
	TOTAL ALLWELL ARENA	539,132	8,400	(455,817)	74,915	241,742	316,657

UNIVERSITY SYSTEM OF NEW HAMPSHIRE
DETAIL STATEMENT OF CHANGES IN AUXILIARY ENTERPRISE FUNDS
FOR THE YEAR ENDED JUNE 30, 2022

FUND #	FUND NAME	FISCAL YEAR 2022			NET	BEGINNING FUND BALANCE 6/30/2021	ENDING FUND BALANCE 6/30/2022
OTHER REVENUES:							
	HEALTH & WELLNESS CENTER						
6AS280	Counseling & Health Services	420,399	486,761	906	(65,455)	425,197	359,742
6AX280	R&R Health Services	0.00	0.00	24,094	24,094	-	24,094
	TOTAL HEALTH & WELLNESS CENTER	420,399	486,761	25,000	(41,361)	425,197	383,836
	OTHER AUXILIARY SERVICES						
6A0ADJ	PSU Auxiliary Adjustments	0.00	(26,171)	-	26,171	-	26,171
6A0PRJ	Auxliary Projections	0.00	0.00	0.00	-	-	-
6A0SUS	Auxiliary Runds	28,174	0.00	0.00	28,174	-	28,174
6AACNC	Counseling Center	905,979	887,677	(43,104)	(24,802)	163,229	138,427
6AAENT	Enterprise Center @ Plymouth	0.00	0.00	0.00	-	15,587	15,587
6AB240	Conference Service	107,753	173,718	65,965	-	-	-
6AB260	Parking Enforcement	541,942	115,129	(107,000)	319,813	187,862	507,675
6AB262	Shuttle	217,349	90,873	(55,200)	71,276	265,470	336,746
6AXCNC	R&R Counseling Center	0.00	0.00	14,087	14,087	-	14,087
	TOTAL OTHER AUXILIARY SERVICES	1,801,197	1,241,226	(125,252)	434,719	632,148	1,066,867
TOTAL PLYMOUTH STATE UNIVERSITY		**31,740,868**	**19,240,533**	**(7,677,718)**	**4,822,617**	**14,120,622**	**18,943,239**
KEENE STATE COLLEGE							
REVENUES PLEDGED TO HEFA BONDS:							
	HOUSING						
5AR200	Residence Life	13,858,282	5,208,270	(5,985,182)	2,664,830	(141,289)	2,523,542
5AR201	Carle Hall Prog	-	-	(6,506)	(6,506)	6,506	-
5AR203	Residence Hall Organization	-	-	(25,037)	(25,037)	25,037	-
5AR204	East Halls Programming	-	-	(3,688)	(3,688)	3,688	-
5AR205	Huntress/Fiske Prog	-	-	(3,555)	(3,555)	3,555	-
5AR206	Holloway Hall Prog	-	-	(2,207)	(2,207)	2,207	-
5AR207	Randall/Monadnock Programs	-	-	(1,115)	(1,115)	1,115	-
5AR208	Owls Nest/1 Butler Ct Programs	-	-	(6,703)	(6,703)	6,703	-
5AR209	The Apartments	0.00	0.00	(4,178)	(4,178)	4,178	-
5AR210	Resident Asst Organization	-	-	(89,202)	(89,202)	89,202	-
5AR211	Hall Council	-	-	(8,649)	(8,649)	8,649	-
5AR215	Res Life Student Services	-	-	(18,356)	(18,356)	18,356	-
	TOTAL HOUSING	13,858,282	5,208,270	(6,154,381)	2,495,631	27,910	2,523,542
	DINING						
5AR217	Dining	7,246,811	6,289,733	(1,052,376)	(95,298)	1,359,955	1,264,656
	TOTAL DINING	7,246,811	6,289,733	(1,052,376)	(95,298)	1,359,955	1,264,656
	STUDENT UNION						
5AR102	Student Center	2,012,651	916,609	(846,134)	249,908	1,728,212	1,978,120
	TOTAL STUDENT UNION	2,012,651	916,609	(846,134)	249,908	1,728,212	1,978,120
	RECREATION						
5AJ100	Intramural Recreation	1,475,797	426,836	(722,956)	326,005	1,865,283	2,191,288
5AJ101	Gym/Pool Use	3,360	11,957	(10,740)	(19,337)	19,337	-
	TOTAL RECREATION	1,479,157	438,793	(733,696)	306,668	1,884,620	2,191,288
OTHER REVENUES:							
	CONTINUING ED-OSHA						
5AA102	Continuing Ed-OSHA	1,541,480	1,152,107	(272,000)	117,373	1,498,138	1,615,511
	TOTAL CONTINUING ED-OSHA	1,541,480	1,152,107	(272,000)	117,373	1,498,138	1,615,511
	HEALTH SERVICES						
5AR300	Center for Health and Wellness	669,739	758,389	3,365	(85,285)	302,129	216,845
5AR301	Counseling Center	657,225	855,554	0.00	(198,328)	219,709	21,381
	TOTAL HEALTH SERVICES	1,326,964	1,613,942	3,365	(283,613)	521,839	238,226

UNIVERSITY SYSTEM OF NEW HAMPSHIRE
DETAIL STATEMENT OF CHANGES IN AUXILIARY ENTERPRISE FUNDS
FOR THE YEAR ENDED JUNE 30, 2022

FUND #	FUND NAME	FISCAL YEAR 2022			NET	BEGINNING FUND BALANCE 6/30/2021	ENDING FUND BALANCE 6/30/2022
	TELECOMMUNICATIONS						
5AF104	Telecom	-	-	(940,119)	(940,119)	940,119	-
	TOTAL TELECOMMUNICATIONS	-	-	(940,119)	(940,119)	940,119	-
	OTHER AUXILIARY SERVICES						
5A0ADJ	KSC Auxiliary Adjustments	0.00	(64,831)	(245)	64,586	-	64,586
5AA101	SPUR	0.00	0.00	0.00	-	76,210	76,210
5AA103	Small Business	0.00	0.00	(76)	(76)	76	-
5AA110	Art Center Rental Tickets	0.00	-	0.00	-	660	660
5AA104	Link Program	-	28,531	0.00	(28,531)	57,726	29,196
5AA105	Arts Center Facility	57,971	46,123	-	11,848	87,573	99,421
5AF105	Owl Card Operations	12,725	139,026	143,416	17,115	83,526	100,642
5AR101	Parking & Shuttle Services	400,694	252,558	-	148,136	592,652	740,789
5AR103	Food Court Facility Use	0.00	0.00	0.00	-	4,670	4,670
5AR107	Conference Services	95,737	190,081	26,995	(67,349)	67,349	0
5AR104	College Camp Operations	19,250	12,748	0.00	6,502	134,145	140,647
5AR105	Facility Rental (Non-Gym)	0.00	-	0.00	-	19,000	19,000
5AR106	Student Conduct Fines	90,681	41,922	0.00	48,759	424,613	473,372
5AR214	Carle Hall Summer Concession	0.00	0.00	(6,425)	(6,425)	6,425	-
5AF103	Bookstore	0.00	(147)	-	147	1,066,108	1,066,256
5AR216	Living Learning Community Programs	-	-	(13,676)	(13,676)	13,676	-
	TOTAL OTHER AUXILIARY SERVICES	677,058	646,010	149,989	181,036	2,634,411	2,815,447
TOTAL KEENE STATE COLLEGE		**28,142,403**	**16,265,464**	**(9,845,352)**	**2,031,587**	**10,595,203**	**12,626,790**
GRANITE STATE COLLEGE							
	OTHER AUXILIARY SERVICES						
7A2770	GSC Merchandise Sales	-	-	(204,840)	(204,840)	204,840	-
	TOTAL OTHER AUXILIARY SERVICES	-	-	(204,840)	(204,840)	204,840	-
TOTAL GRANITE STATE COLLEGE		**-**	**-**	**(204,840)**	**(204,840)**	**204,840**	**-**
TOTAL UNIVERSITY SYSTEM OF NEW HAMPSHIRE		**$ 193,333,679**	**140,881,240**	**5,709,457**	**58,161,896**	**45,528,386**	**103,690,282**

*Immaterial revenue variance with SRECNP of $3,325 is due to fund 1NU050. Will be corrected in FY23.

UNIVERSITY SYSTEM OF NEW HAMPSHIRE
SUMMARY STATEMENT OF CHANGES IN OTHER INTERNALLY DESIGNATED FUNDS
FOR THE PERIOD ENDED JUNE 30, 2022

	Current Fiscal Year Activity					
	Revenues	Expenditures	Transfers In / (Out)	Net Increase / (Decrease)	Beginning Fund Balance 6/30/2021	Ending Fund Balance 6/30/2022
Faculty support (including F&A return)	$ 1,113,375	6,412,085	8,215,118	2,916,408	33,338,376	36,254,784
Strategic initiatives	359,031	808,036	1,699,891	1,250,886	12,378,921	13,629,807
Unrestricted gifts/bequests	2,848,563	4,476,427	(764,887)	(2,392,751)	2,412,485	19,734
Navitas & internationalization	-	188,660	(43,060)	(231,720)	2,644,794	2,413,074
UNH Energy & Campus Development	654,516	1,710,242	10,328,907	9,273,181	47,398,720	56,671,901
IT initiatives	103,946	5,821,297	2,826,445	(2,890,906)	17,752,572	14,861,666
Student activity funds	4,424,087	2,754,926	(83,759)	1,585,402	4,689,133	6,274,535
Center for Coastal & Ocean Mapping	-	301,339	(40,454)	(341,793)	4,569,704	4,227,911
Investments in inventory	-	-	47,145	47,145	1,357,880	1,405,025
Elliot Trust	870,347	634,183	500,608	736,772	2,251,417	2,988,189
Fundraising initiatives	407,569	(376,374)	184,190	968,133	4,722,056	5,690,189
Contingency funds	39,554	29,345	(1,223,077)	(1,212,868)	1,282,317	69,449
In support of USNH operations	567	-	4,936	5,503	-	5,503
KSC/PSU Athletics	1,567,984	1,897,699	324,559	(5,156)	221,042	215,886
KSC savings incentives	-	-	(500,000)	(500,000)	500,000	-
IOD Reserves	3,638	508,850	429,246	(75,966)	616,789	540,823
SVPR Royalties	468,748	-	-	468,748	1,421,373	1,890,121
Other internally designated (<$500K)	10,986,942	25,256,737	25,326,712	11,056,917	(86,763,349)	(75,706,432)
SUBTOTAL CAMPUSES	$ 23,848,867	50,423,452	47,232,520	20,657,935	50,794,230	71,452,165
Affiliated entities	2,409,988	3,528,858	1,251,086	132,216	1,775,207	1,907,423
TOTAL UNIVERSITY SYSTEM OF NEW HAMPSHIRE	**$ 26,258,855**	**53,952,310**	**48,483,606**	**20,790,151**	**52,569,437**	**73,359,588**

CAMPUS BREAKDOWN:

	UNH[1]	PSU	KSC[2]	GSC	SYS	Ending Fund Balance 6/30/2022
Faculty support (including F&A return)	$ 34,485,782		1,769,002	-	-	36,254,784
Strategic initiatives	11,041,306	2,151,131	437,370			13,629,807
Unrestricted gifts/bequests	2,369,114	(2,719,210)	365,705	4,125	-	19,734
Navitas & internationalization	2,413,074	-	-	-	-	2,413,074
UNH Energy & Campus Development	56,671,901	-	-	-	-	56,671,901
IT initiatives	14,107,236	754,430	-	-	-	14,861,666
Student activity funds	2,893,086	1,714,924	1,666,525	-	-	6,274,535
Center for Coastal & Ocean Mapping	4,227,911	-	-	-	-	4,227,911
Investments in inventory	1,173,177	226,641	5,207	-	-	1,405,025
Elliot Trust	2,988,189	-	-	-	-	2,988,189
Fundraising initiatives	5,097,881	102,864	224,390	265,053	-	5,690,188
Contingency funds	69,449	-	-	-	-	69,449
KSC/PSU Athletics	-	10,722	205,164	-	-	215,886
IOD Reserves	540,823					540,823
SVPR Royalties	1,890,121					1,890,121
Other internally designated (<$500K)	(49,546,490)	(17,389,274)	(10,368,925)	129,024	1,474,737	(75,700,928)
SUBTOTAL CAMPUSES	90,422,560	(15,147,772)	(5,695,562)	398,202	1,474,737	71,452,165
Affiliated entities	1,879,381	-	28,042	-	-	1,907,423
TOTAL UNIVERSITY SYSTEM OF NEW HAMPSHIRE	**$ 92,301,941**	**(15,147,772)**	**(5,667,520)**	**398,202**	**1,474,737**	**73,359,588**

[1] Includes UNHM, UNHF, and UNHL.

[2] Includes KEA.

UNIVERSITY SYSTEM OF NEW HAMPSHIRE
DETAILED STATEMENT OF CHANGES IN OTHER INTERNALLY DESIGNATED FUNDS
FOR THE PERIOD ENDED JUNE 30, 2022

Fund #	Fund Name		Fiscal Year 2022 Revenues	Expenditures	Transfers	Net Change	Beginning Fund Balance 6/30/2022	Ending Fund Balance 6/30/2021
UNIVERSITY OF NEW HAMPSHIRE								
	FACULTY SUPPORT (INCLUDING F&A RETURN)							
1DA026	Faculty Development Award	Faculty Development Award	-	9,023		(9,023)	104,276	95,253
1DA029	Intl Educ Faculty Development	Intl Educ Faculty Development	-	2,583	20,000	17,417	36,610	54,027
1DA154	Faculty Development Initiatives	Faculty Development Initiatives	-			-	13,206	13,206
1DAAC1	PI Amy Culp	PI Amy Culp	-	2,942	2,043	(899)	2,049	1,150
1DACDB	PI Daniel Bromberg	PI Daniel Bromberg	-		4,124	4,124	214	4,338
1DACFA	Carsey F&A Shares	Carsey F&A Shares	-	200,451	215,488	15,037	474,047	489,084
1DACJC	PI Jessica Carson	PI Jessica Carson	-	1,866	616	(1,250)	7,268	6,018
1DACKJ	PI Kenneth Johnson	PI Kenneth Johnson	-		1,158	1,158	354	1,512
1DACMS	PI Michael Swack	PI Michael Swack	133	1,465	6,630	5,298	3,540	8,838
1DADP0	PI Dawna Perez	PI Dawna Perez	-	6,236	2,466	(3,770)	5,927	2,157
1DAEH1	PI Erin Hale	PI Erin Hale	-		548	548	-	548
1DAFRE	Faculty Research Engagement Academy	Faculty Research Engagement Academy	-	37,963	4,461	(33,502)	346,691	313,189
1DALJB	PI Jennifer Bourgeault	PI Jennifer Bourgeault	-	1,427	2,932	1,505	13,582	15,087
1DALSH	PI Stephen Hale	PI Stephen Hale	-	827	5,255	4,428	6,977	11,405
1DAMCN	PI McNair Program	PI McNair Program	-		1,199	1,199	6,926	8,125
1DASCO	Foreign Scholars in Residence	Foreign Scholars in Residence	-		(11,834)	(11,834)	11,834	-
1DASHM	PI Michele Holt-Shannon	PI Michele Holt-Shannon	-	1,109	23,484	22,375	5,791	28,166
1DATCO	PI Catherine Overson	PI Catherine Overson	-			-	632	632
1DATK0	PI Thomas Kelly	PI Thomas Kelly	-			-	196	196
1DB066	Minocha Lab Fund	Minocha Lab Fund	-			-	3,222	3,222
1DB095	McDowell Vehicle Fund	McDowell Vehicle Fund	-	5,102		(5,102)	18,782	13,680
1DB427	Up 2 NIH Program - Culligan	Up 2 NIH Program - Culligan	-	373		(373)	1,092	719
1DB432	PyGCMS Analytical	PyGCMS Analytical	-	8,155		(8,155)	52,200	44,045
1DB437	Northeast Center for Vibrio Disease	Northeast Center for Vibrio Disease	-	1,282		(1,282)	11,247	9,965
1DB446	Frey Vehicle Fund	Frey Vehicle Fund	-	771		(771)	5,463	4,692
1DB500	COLSA Faculty Startup	COLSA Faculty Startup	133	96,855	(700,156)	(796,878)	1,560,932	764,054
1DB550	AES Dean's Discretionary	AES Dean's Discretionary	-	416	4,521,392	4,520,976	1,129,023	5,649,999
1DBAA1	PI Arturo Andrade	PI Arturo Andrade	-	12,908		(12,908)	12,356	(552)
1DBAB1	PI Andre Brito	PI Andre Brito	-	55,170	24,005	(31,165)	55,509	24,344
1DBAB2	PI Analena Bruce	PI Analena Bruce	-	54,311		(54,311)	112,643	58,332
1DBAK1	PI Adrienne Kovach	PI Adrienne Kovach	-	9,798	14,996	5,198	94,923	100,121
1DBAM2	PI Alberto MANALO	PI Alberto MANALO	-			-	1,613	1,613
1DBAP0	PI Anissa Poleatewick	PI Anissa Poleatewick	-	23,782	7	(23,775)	81,364	57,589
1DBAW0	PI Adam Wymore	PI Adam Wymore	-	1,480	2,599	1,119	1,611	2,730
1DBBB0	PI Brian Barth	PI Brian Barth	-	(7)		7	(199)	(192)
1DBBB1	PI Bonnie Brown	PI Bonnie Brown	-	64,827	403	(64,424)	171,987	107,563
1DBCA0	PI Catherine Ashcraft	PI Catherine Ashcraft	-	8,322		(8,322)	15,135	6,813
1DBCA1	PI Cheryl Andam	PI Cheryl Andam	-			-	-	-
1DBCD1	PI Carlota Dao	PI Carlota Dao	1,200	165,745	150,000	(14,545)	103,913	89,368
1DBCH0	PI Carrie Hall	PI Carrie Hall	-	1,400	(224)	(1,624)	1,625	1
1DBCN0	PI Christopher NEEFUS	PI Christopher NEEFUS	-	8,049		(8,049)	9,679	1,630
1DBCW2	PI Cheryl Whistler	PI Cheryl Whistler	1,200	1,925	1,425	700	9,076	9,776
1DBDB1	PI David BURDICk	PI David BURDICk	-	456	555	99	(4)	95
1DBDB2	PI David Berlinsky	PI David Berlinsky	-	2,957	3,225	268	2,236	2,504
1DBDC0	PI Don CHANDLER	PI Don CHANDLER	-			-	287	287
1DBDH1	PI Daniel Howard	PI Daniel Howard	-	997	(95)	(1,092)	1,092	-
1DBDM1	PI David Mortensen	PI David Mortensen	-	20,820		(20,820)	96,076	75,256
1DBDP0	PI David Plachetzki	PI David Plachetzki	-	1,543	2,971	1,428	(1,444)	(16)
1DBDW0	PI Don Wojchowski	PI Don Wojchowski	-	9,471	16,919	7,448	54,108	61,556
1DBEF0	PI Elizabeth Fairchild	PI Elizabeth Fairchild	-	1,793	765	(1,028)	11,035	10,007
1DBEH0	PI Estelle HRABAK	PI Estelle HRABAK	-	9,646	5,000	(4,646)	21,006	16,360
1DBEH1	PI Elizabeth Harvey	PI Elizabeth Harvey	-	34,184		(34,184)	80,930	46,746
1DBEW0	PI Easton White	PI Easton White	-	(28)		28	-	28
1DBFC1	PI Feixia Chu	PI Feixia Chu	-	1,586	3,186	1,600	727	2,327
1DBGM0	PI Gregg Moore	PI Gregg Moore	-	15,719	2,844	(12,875)	24,906	12,031
1DBHA0	PI Heide ASBJORNSEN	PI Heide ASBJORNSEN	-	6,013	755	(5,258)	(195)	(5,453)
1DBIH0	PI Iago Hale	PI Iago Hale	-	18,293	3,321	(14,972)	63,744	48,772
1DBIM0	PI Istvan Miko	PI Istvan Miko	-	1,502	720	(782)	968	186
1DBJA1	PI John Aber	PI John Aber	-	6,930		(6,930)	6,371	(559)
1DBJB0	PI Jessica BOLKER	PI Jessica BOLKER	-			-	23	23
1DBJC3	PI Jingwei Cheng	PI Jingwei Cheng	-	41,486	150,000	108,514	117,662	226,176
1DBJE0	PI Jessica Ernakovich	PI Jessica Ernakovich	-	18,842		(18,842)	21,067	2,225
1DBJG0	PI Jeff Garnas	PI Jeff Garnas	-	3,961	3,969	8	116,204	116,212
1DBJG1	PI John Gunn	PI John Gunn	-	625	3,549	2,924	2,054	4,978
1DBJGN	Garnas Core Funding	Garnas Core Funding	-	7,110	29,540	22,430	-	22,430
1DBJH1	PI John Halstead	PI John Halstead	-	813		(813)	6,505	5,692
1DBJH2	PI James HANEY	PI James HANEY	-			-	63	63
1DBJL1	PI J. Brent LOY	PI J. Brent LOY	-		147	147	628	775
1DBJM1	PI Jesse Morrell	PI Jesse Morrell	-	920		(920)	-	(920)
1DBKB0	PI Kimberly BABBITT	PI Kimberly BABBITT	-			-	26,517	26,517
1DBKC1	PI Kevin Culligan	PI Kevin Culligan	-	2,164	4,881	2,717	7,040	9,757
1DBKG0	PI Kelly Giraud	PI Kelly Giraud	-			-	51	51
1DBKL0	PI Katherine Lockwood	PI Katherine Lockwood	-			-	20,860	20,860
1DBKV0	PI Krisztina Varga	PI Krisztina Varga	-	15,769	8,566	(7,203)	65,503	58,300
1DBLM0	PI Lise Mahoney	PI Lise Mahoney	-		2,557	2,557	3,673	6,230
1DBLT0	PI Louis TISA	PI Louis TISA	970	1,799	2,603	1,774	17,873	19,647
1DBMA0	PI Melissa Aikens	PI Melissa Aikens	-	29,627		(29,627)	58,031	28,404
1DBMCD	Dao Core Funding	Dao Core Funding	-	29,116	30,000	884	-	884
1DBMD0	PI Mark DUCEY	PI Mark DUCEY	-	12,107	8,364	(3,743)	13,168	9,425
1DBML2	PI Michael LESSER	PI Michael LESSER	-	11,277	12,258	981	(982)	(1)
1DBML3	PI Marta Lima	PI Marta Lima	-	4,745		(4,745)	87,917	83,172
1DBMM1	PI Matthew MacManes	PI Matthew MacManes	-	31,352	14,225	(17,127)	170,462	153,335
1DBMS1	PI Muhammad Shahid	PI Muhammad Shahid	-			-	500	500
1DBNF0	PI Nathan Furey	PI Nathan Furey	-	14,044	915	(13,129)	132,399	119,270
1DBNW0	PI Nancy Whitehouse	PI Nancy Whitehouse	-	8,892	22,970	14,078	91,972	106,050
1DBPE0	PI Peter Erickson	PI Peter Erickson	-	(805)		805	(985)	(180)
1DBPP0	PI Peter PEKINS	PI Peter PEKINS	-		852	852	1,475	2,327

UNIVERSITY SYSTEM OF NEW HAMPSHIRE
DETAILED STATEMENT OF CHANGES IN OTHER INTERNALLY DESIGNATED FUNDS
FOR THE PERIOD ENDED JUNE 30, 2022

Fund #		Fund Name	Fiscal Year 2022 Revenues	Expenditures	Transfers	Net Change	Beginning Fund Balance 6/30/2022	Ending Fund Balance 6/30/2021
1DBPT0	PI Paul TSANG	PI Paul TSANG	-	765		(765)	9,206	8,441
1DBRC0	PI Richard COTE	PI Richard COTE	-	(10,302)	11,032	21,334	26,012	47,346
1DBRC1	PI Russell CONGALTON	PI Russell CONGALTON	-	1,273	404	(869)	7,678	6,809
1DBRG0	PI Raymond Grizzle	PI Raymond Grizzle	-	1,429	5,929	4,500	2,667	7,167
1DBRM1	PI Remington Moll	PI Remington Moll	-	46,567	100,212	53,645	117,919	171,564
1DBRR0	PI Robert ROBERTSON	PI Robert ROBERTSON	-			-	456	456
1DBRR2	PI Rebecca Rowe	PI Rebecca Rowe	-	12,314	3,363	(8,951)	25,269	16,318
1DBRS1	PI Richard SMITH	PI Richard SMITH	-	1,077	3,293	2,216	1,796	4,012
1DBSA0	PI Shadi Atallah	PI Shadi Atallah	-	8,590	5,050	(3,540)	3,539	(1)
1DBSAO	Start Up Anna O'Brien	Start Up Anna O'Brien	-	6,111	50,000	43,889	-	43,889
1DBSB0	PI Sherman Bigornia	PI Sherman Bigornia	-	4,992	465	(4,527)	17,850	13,323
1DBSBJ	Start Up Brittany Jeliison	Start Up Brittany Jeliison	-	32,010	100,500	68,490	-	68,490
1DBSE0	PI Stephen Eisenhaure	PI Stephen Eisenhaure	-			-	906	906
1DBSE1	PI Sherine Elsawa	PI Sherine Elsawa	74,700	28,381	5,226	51,545	15,039	66,584
1DBSEA	Elsawa Core Funding	Elsawa Core Funding	-	20,335	30,000	9,665	-	9,665
1DBSEW	Start Up Easton White	Start Up Easton White	-	13,837	100,000	86,163	-	86,163
1DBSF0	PI Serita Frey	PI Serita Frey	-	34,045	4,940	(29,105)	35,435	6,330
1DBSFE	Start Up Fikirte Erda	Start Up Fikirte Erda	-	5,454	25,000	19,546	-	19,546
1DBSG0	PI Stuart GRANDY	PI Stuart GRANDY	-	105,730	1,775	(103,955)	232,651	128,696
1DBSGM	Start Up Gregg Moore	Start up Gregg Moore	-	8,404	25,000	16,596	-	16,596
1DBSJ0	PI Stephen JONES	PI Stephen JONES	-	949	12,532	11,583	10,894	22,477
1DBSKS	PI Konstantinos Sousounis	PI Konstantinos Sousounis	-	13,058		(13,058)	-	(13,058)
1DBSLK	Start Up Laura Kloepper	Start Up Laura Kloepper	-		22,000	22,000	-	22,000
1DBSM0	PI Subhash MINOCHA	PI Subhash MINOCHA	-	61		(61)	6,388	6,327
1DBSTC	Start Up Teresa Cohn	Start Up Teresa Cohn	-	16,775	107,000	90,225	-	90,225
1DBSW0	PI Sarah Walker	PI Sarah Walker	-	41,860	668	(41,192)	73,541	32,349
1DBSWL	Walker Core Funding	Walker Core Funding	-	19,552	30,000	10,448	-	10,448
1DBTD0	PI Thomas DAVIS	PI Thomas DAVIS	-	353		(353)	4,328	3,975
1DBTF0	PI Thomas FOXALL	PI Thomas FOXALL	-			-	1,445	1,445
1DBTH0	PI Theodore HOWARD	PI Theodore HOWARD	-			-	3,591	3,591
1DBVJ0	PI Victoria Jeffers	PI Victoria Jeffers	-	(2,649)	3,464	6,113	133,946	140,059
1DBVR0	PI Vernon Reinhold	PI Vernon Reinhold	-		(23,621)	(23,621)	23,621	-
1DBWM0	PI William MCDOWELL	PI William MCDOWELL	-	32,864	30,130	(2,734)	62,191	59,457
1DBWT0	PI W Kelly Thomas	PI W Kelly Thomas	-	(14,683)	(3,906)	10,777	11,305	22,082
1DBWW0	PI Winsor WATSON	PI Winsor WATSON	-	1,792	(614)	(2,406)	3,899	1,493
1DBWW1	PI Will WOLLHEIM	PI Will WOLLHEIM	-	8,820	2,921	(5,899)	23,490	17,591
1DBXC0	PI Xuanmao Chen	PI Xuanmao Chen	-	9,888	7,411	(2,477)	22,696	20,219
1DC070	Psychology Research Support Fund	Psychology Research Support Fund	-			-	951	951
1DC075	McConnell Fund	McConnell Fund	-			-	4,310	4,310
1DC083	Publicly Engaged Humanities Fellows	Publicly Engaged Humanities Fellows	-	72		(72)	8,286	8,214
1DC085	COLA Dean's Fund	COLA Dean's Fund	-			-	2,076	2,076
1DCAB1	PI Alexis Broderick	PI Alexis Broderick	-			-	4,000	4,000
1DCAC1	PI Andrew Christie	PI Andrew Christie	-			-	87	87
1DCAC2	PI Andrew Coppens	PI Andrew Coppens	900	1,611		(711)	4,015	3,304
1DCAL3	PI Alynna Lyon	PI Alynna Lyon	-	458		(458)	3,500	3,042
1DCAM2	PI Alecia Magnificio	PI Alecia Magnificio	-			-	720	720
1DCAS1	PI Andrew Smith	PI Andrew Smith	-		3,342	3,342	13,208	16,550
1DCAW1	PI Anna Wainwright	PI Anna Wainwright	-	172	1,479	1,307	4,601	5,908
1DCAZ1	PI Ann Zimo	PI Ann Zimo	-			-	3,467	3,467
1DCBG1	PI Brett Gibson	PI Brett Gibson	-	37		(37)	3,424	3,387
1DCBS1	PI Bethany Silva	PI Bethany Silva	-			-	545	545
1DCCF2	PI Cristina Faiver	PI Cristina Faiver	-	1,136	4,000	2,864	-	2,864
1DCCG2	PI Casey Golomski	PI Casey Golomski	-			-	273	273
1DCCM5	PI Caitlin Mills	PI Caitlin Mills	-	19,896	756	(19,140)	49,505	30,365
1DCCO1	PI Christina Ortmeier-Hooper	PI Christina Ortmeier-Hooper	-			-	648	648
1DCCOH	Ortmeier Core Funding	Ortmeier Core Funding	-	7,663	15,000	7,337	-	7,337
1DCCP1	PI Charles Putnam	PI Charles Putnam	-			-	2,295	2,295
1DCCR1	PI Cesar Rebellon	PI Cesar Rebellon	-			-	-	-
1DCCV1	PI Cynthia Van Zandt	PI Cynthia Van Zandt	-			-	131	131
1DCDB3	PI David Bachrach	PI David Bachrach	-		1,700	1,700	-	1,700
1DCDF1	PI David Finkelhor	PI David Finkelhor	-	5,946	3,125	(2,821)	140,270	137,449
1DCDK2	PI Delia Konzett	PI Delia Konzett	-			-	1,281	1,281
1DCDP1	PI David Pillemer	PI David Pillemer	-	2,200		(2,200)	24,919	22,719
1DCDP2	PI Donna Perkins	PI Donna Perkins	-			-	330	330
1DCDP3	PI Danielle Pillet-Shore	PI Danielle Pillet-Shore	-	199		(199)	6,937	6,738
1DCEC1	PI Ellen Cohn	PI Ellen Cohn	-	1,950	613	(1,337)	5,369	4,032
1DCEC2	PI Elizabeth Carter	PI Elizabeth Carter	-	512		(512)	495	(17)
1DCEC3	PI Emily Baer-Bositis	PI Emily Baer-Bositis	-			-	9,488	9,488
1DCED1	PI Eun Kyeong Cho	PI Eun Kyeong Cho	-		301	301	2,398	2,699
1DCEH3	PI Eleanor Harrison-Buck	PI Eleanor Harrison-Buck	-	120		(120)	1,905	1,785
1DCEH4	PI Elyse Hambacher	PI Elyse Hambacher	-	547		(547)	812	265
1DCER1	PI Emilie Reagan	PI Emilie Reagan	-			-	3,762	3,762
1DCEW1	PI Ethel Wolper	PI Ethel Wolper	-			-	17	17
1DCFA1	PI Funso Afolayan	PI Funso Afolayan	-			-	617	617
1DCFM1	PI Fredrik Meiton	PI Fredrik Meiton	-			-	2,614	2,614
1DCHF1	PI Harriet Fertik	PI Harriet Fertik	-			-	2,203	2,203
1DCHT1	PI Heather Turner	PI Heather Turner	-	2,283		(2,283)	36,208	33,925
1DCIC1	PI Ileana Chirila	PI Ileana Chirila	-			-	500	500
1DCJB3	PI Jennifer Borda	PI Jennifer Borda	-			-	3,935	3,935
1DCJB4	PI Jennifer Brewer	PI Jennifer Brewer	-	530		(530)	2,674	2,144
1DCJC2	PI Jade Caines	PI Jade Caines	-			-	42	42
1DCJC3	PI Jaed Coffin	PI Jaed Coffin	-			-	3,000	3,000
1DCJK3	PI Jonathan Koltai	PI Jonathan Koltai	-	34		(34)	965	931
1DCJM1	PI Jill A McGaughy	PI Jill A McGaughy	-			-	95	95
1DCJN1	PI Jane Nisbet	PI Jane Nisbet	-	766		(766)	8,709	7,943
1DCJP1	PI Janet Polasky	PI Janet Polasky	-			-	55	55
1DCJR3	PI Julia Rodriguez	PI Julia Rodriguez	-			-	98	98
1DCJS1	PI Judy Sharkey	PI Judy Sharkey	-	1,241		(1,241)	5,852	4,611
1DCJS5	PI Jennifer Spindel	PI Jennifer Spindel	-	2,012		(2,012)	12,126	10,114
1DCJW3	PI Jolie Wormwood	PI Jolie Wormwood	-	13,534	19,653	6,119	7,808	13,927

UNIVERSITY SYSTEM OF NEW HAMPSHIRE
DETAILED STATEMENT OF CHANGES IN OTHER INTERNALLY DESIGNATED FUNDS
FOR THE PERIOD ENDED JUNE 30, 2022

Fund #		Fund Name	Fiscal Year 2022 Revenues	Expenditures	Transfers	Net Change	Beginning Fund Balance 6/30/2022	Ending Fund Balance 6/30/2021
1DCKB2	PI Kabria Baumgartner	PI Kabria Baumgartner	-	78	443	365	(155)	210
1DCKD1	PI Kurk Dorsey	PI Kurk Dorsey	-			-	8	8
1DCKD2	PI Kristina Durocher	PI Kristina Durocher	-		27	27	416	443
1DCKH1	PI Kevin Healey	PI Kevin Healey	-			-	64	64
1DCKJ1	PI Kenneth Johnson	PI Kenneth Johnson	-			-	-	-
1DCKL1	PI Kimberly Lema	PI Kimberly Lema	-	2,466	13,571	11,105	30,021	41,126
1DCKV1	PI Karen Van Gundy	PI Karen Van Gundy	-			-	-	-
1DCKZ1	PI Kate Zambon	PI Kate Zambon	-			-	6,577	6,577
1DCLA1	PI Laura Allen	PI Laura Allen	-	16,965	5,054	(11,911)	115,242	103,331
1DCLC1	PI Leslie Couse	PI Leslie Couse	-	8	4,237	4,229	4,898	9,127
1DCLH1	PI Lawrence Hamilton	PI Lawrence Hamilton	-	517	3,468	2,951	1,442	4,393
1DCLJ1	PI Lisa Jones	PI Lisa Jones	-	7,760	9,834	2,074	34,444	36,518
1DCLL1	PI Lina Lee	PI Lina Lee	-			-	1,480	1,480
1DCLP1	PI Lawrence Prelli	PI Lawrence Prelli	-			-	567	567
1DCLPD	COLA Lecturer Pedagogical Dev Fund	COLA Lecturer Pedagogical Dev Fund	-	680	15,828	15,148	-	15,148
1DCLS1	PI Lucy Salyer	PI Lucy Salyer	-			-	30	30
1DCLZ1	PI Lin Zhang	PI Lin Zhang	-	1,070		(1,070)	1,069	(1)
1DCLZ2	PI Liese Zahabi	PI Liese Zahabi	-			-	1,041	1,041
1DCMA1	PI Michael Annicchiarico	PI Michael Annicchiarico	-			-	-	-
1DCMA2	PI Mike Alvarez	PI Mike Alvarez	-	1,654	4,000	2,346	2,617	4,963
1DCMB1	PI Marla Brettschneider	PI Marla Brettschneider	-	300		(300)	1,622	1,322
1DCMD3	PI Marion Girard Dorsey	PI Marion Girard Dorsey	-			-	200	200
1DCMD6	PI Madhavi Devasher	PI Madhavi Devasher	-			-	18,625	18,625
1DCMH1	PI Meghan Howey	PI Meghan Howey	-	42		(42)	10,368	10,326
1DCMK1	PI Mardi Kidwell	PI Mardi Kidwell	-			-	1,259	1,259
1DCML1	PI Michelle Leichtman	PI Michelle Leichtman	-			-	202	202
1DCML2	PI Mary Stampone	PI Mary Stampone	-			-	948	948
1DCML3	PI Michael Leese	PI Michael Leese	-			-	971	971
1DCMS2	PI Mary Schuh	PI Mary Schuh	-		642	642	5,739	6,381
1DCND1	PI Nora Addario Draper	PI Nora Addario Draper	-	220		(220)	4,481	4,261
1DCNS2	PI Nicholas Smith	PI Nicholas Smith	-			-	178	178
1DCPC1	PI Pablo Chavajay	PI Pablo Chavajay	-			-	525	525
1DCRB1	PI Rachel Burdin	PI Rachel Burdin	-	258		(258)	5,682	5,424
1DCRD2	PI Robert Drugan	PI Robert Drugan	-			-	692	692
1DCRG1	PI Rebecca Glauber	PI Rebecca Glauber	-		74	74	1,420	1,494
1DCRG2	PI Ryan Gibson	PI Ryan Gibson	-	6,674	4,000	(2,674)	4,250	1,576
1DCRM1	PI Robert Mair	PI Robert Mair	-	2,975	1,487	(1,488)	4,214	2,726
1DCRR1	PI Robert Ross	PI Robert Ross	-	210		(210)	26,493	26,283
1DCRS1	PI Robin Sheriff	PI Robin Sheriff	-			-	4,156	4,156
1DCSC1	PI Sergios Charntikov	PI Sergios Charntikov	-	13,385	3,983	(9,402)	84,167	74,765
1DCSG1	PI Suzanne Graham	PI Suzanne Graham	-			-	283	283
1DCSK1	PI Soo Hyon Kim	PI Soo Hyon Kim	-			-	96	96
1DCSL2	PI Smita Lahiri	PI Smita Lahiri	-			-	5,320	5,320
1DCSP2	PI Svetlana Peshkova	PI Svetlana Peshkova	-			-	73	73
1DCSS3	PI Siobhan Senier	PI Siobhan Senier	-			-	141	141
1DCSS4	PI Samantha Seal	PI Samantha Seal	-			-	176	176
1DCTA1	PI Tom Alsip	PI Tom Alsip	-	1,368		(1,368)	1,700	332
1DCTK1	PI Tracy Keirns	PI Tracy Keirns	-		15,650	15,650	11,501	27,151
1DCTS2	PI Thomas Safford	PI Thomas Safford	-	100		(100)	15,825	15,725
1DCTT1	PI Timm Triplett	PI Timm Triplett	-			-	723	723
1DCWD1	PI Willem deVries	PI Willem deVries	-	1,470		(1,470)	1,470	-
1DCWS3	PI William Smiley	PI William Smiley	-			-	6,236	6,236
1DCWW2	PI Wendy Walsh	PI Wendy Walsh	-	141	189	48	4,954	5,002
1DCZA1	PI Zachary Azem	PI Zachary Azem	-		578	578	-	578
1DD013	UNHSC Equip Maintenance Fund	UNHSC Equip Maintenance Fund	-	(14,423)		14,423	13,466	27,889
1DD314	PI Internal Research Support	PI Internal Research Support	-	11,085	(314,884)	(325,969)	631,606	305,637
1DDAC1	PI Aleksey Charapko	PI Aleksey Charapko	-	20,236		(20,236)	160,422	140,186
1DDAG0	PI Arthur Greenberg	PI Arthur Greenberg	-			-	29	29
1DDAK0	PI Andrew Kun	PI Andrew Kun	17,405	5,604	3,068	14,869	850	15,719
1DDAL0	PI Anyin Li	PI Anyin Li	-	46,998	64	(46,934)	126,925	79,991
1DDAL1	PI Anne Lightbody	PI Anne Lightbody	-	1,674		(1,674)	54,455	52,781
1DDAR1	PI Amin Rafiei	PI Amin Rafiei	-		4,000	4,000	532	4,532
1DDAW0	PI Alison Watts	PI Alison Watts	-	616	1,925	1,309	13,693	15,002
1DDBF0	PI Barry Fussell	PI Barry Fussell	-			-	2,258	2,258
1DDBK0	PI Brad Kinsey	PI Brad Kinsey	-	18,478	10,208	(8,270)	7,200	(1,070)
1DDBM1	PI Bingxian Mu	PI Bingxian Mu	-	42,973		(42,973)	318,099	275,126
1DDCA0	PI C. Amato-Wierda	PI C. Amato-Wierda	-	2,005	953	(1,052)	4,288	3,236
1DDCB0	PI Christopher Bauer	PI Christopher Bauer	-	10,666	3,111	(7,555)	8,277	722
1DDCC0	PI Christine A. Caputo	PI Christine A. Caputo	-	10,405	414	(9,991)	13,689	3,698
1DDCC1	PI Craig T. Chapman	PI Craig T. Chapman	-		2,237	2,237	115,312	117,549
1DDCEI	Civil Engr. Internally Designated	Civil Engr. Internally Designated	-			-	2,498	2,498
1DDCHI	Chemistry Internally Designated	Chemistry Internally Designated	353	1,420	2,500	1,433	8,899	10,332
1DDCSI	Comp Science Internally Designated	Comp Science Internally Designated	-			-	317	317
1DDCW0	PI Colin Ware	PI Colin Ware	-			-	305	305
1DDCW1	PI Christopher White	PI Christopher White	-		3,165	3,165	42,861	46,026
1DDCW2	PI Chanda Prescod-Weinstein	PI Chanda Prescod-Weinstein	-	137,921	33,941	(103,980)	277,689	173,709
1DDCZ0	PI Charles Zercher	PI Charles Zercher	-	15,939		(15,939)	58,501	42,562
1DDDB0	PI RD Bergeron	PI RD Bergeron	-			-	258	258
1DDDB1	PI Dale Barkey	PI Dale Barkey	-			-	68	68
1DDDC0	PI Dennis Chasteen	PI Dennis Chasteen	-			-	76	76
1DDDC1	PI Diliang Chen	PI Diliang Chen	-	78,471	91,537	13,066	119,243	132,309
1DDDF0	PI David Feldman	PI David Feldman	-			-	300	300
1DDDF2	PI Diane Foster	PI Diane Foster	-	521		(521)	-	(521)
1DDDH0	PI Donald Hadwin	PI Donald Hadwin	-			-	2,700	2,700
1DDDL0	PI David Lashmore	PI David Lashmore	-		(591)	(591)	591	-
1DDDM1	PI Dawn Meredith #2	PI Dawn Meredith #2	-	4,329	1,931	(2,398)	4,463	2,065
1DDDM3	PI David Mattingly	PI David Mattingly	-	620	591	(29)	427	398
1DDDN0	PI Dmitri Nikshych	PI Dmitri Nikshych	-	1,520	1,580	60	3,860	3,920
1DDDS0	PI Don Sundberg	PI Don Sundberg	-			-	837	837
1DDDX0	PI Dongpeng Xu	PI Dongpeng Xu	-	5,129	1,506	(3,623)	62,326	58,703

UNIVERSITY SYSTEM OF NEW HAMPSHIRE
DETAILED STATEMENT OF CHANGES IN OTHER INTERNALLY DESIGNATED FUNDS
FOR THE PERIOD ENDED JUNE 30, 2022

Fund #		Fund Name	Fiscal Year 2022 Revenues	Expenditures	Transfers	Net Change	Beginning Fund Balance 6/30/2022	Ending Fund Balance 6/30/2021
1DDEB0	PI Erin Santini Bell	PI Erin Santini Bell	-	6,608	14,153	7,545	12,821	20,366
1DDEB1	PI Erik Berda	PI Erik Berda	21,000	8,210	5,872	18,662	8,628	27,290
1DDED0	PI Eshan Dave	PI Eshan Dave	8,633	15,120	6,046	(441)	16,594	16,153
1DDEH0	PI Edward Hinson	PI Edward Hinson	-			-	464	464
1DDEL0	PI Ernst Linder	PI Ernst Linder	-			-	1,343	1,343
1DDEL1	PI Elena A. Long	PI Elena A. Long	-	1,980		(1,980)	133,444	131,464
1DDES0	PI Edward Song	PI Edward Song	-	15,708	3,367	(12,341)	29,955	17,614
1DDEV0	PI Elizabeth Varki	PI Elizabeth Varki	-	2,141		(2,141)	27,998	25,857
1DDFF0	PI Francois V.O. Foucart	PI Francois V.O. Foucart	-	90,939	5,991	(84,948)	203,740	118,792
1DDFH0	PI FW Hersman	PI FW Hersman	-			-	3,386	3,386
1DDGC0	PI Gregory Chini	PI Gregory Chini	-	2,286		(2,286)	38,858	36,572
1DDGL0	PI Gonghu Li	PI Gonghu Li	-	2,824	4,712	1,888	2,373	4,261
1DDGM0	PI Glenn Miller	PI Glenn Miller	-	906		(906)	41,463	40,557
1DDGS0	PI Glenn Shwaery	PI Glenn Shwaery	-			-	437	437
1DDGW0	PI Gary Weisman	PI Gary Weisman	-			-	3,453	3,453
1DDHM0	PI Howard Mayne	PI Howard Mayne	-			-	1,414	1,414
1DDHV0	PI Harish Vashisth	PI Harish Vashisth	-	8,236	7,614	(622)	38,113	37,491
1DDINT	CEPS Departmental Incentive	CEPS Departmental Incentive	-	75,199	264,857	189,658	2,295,663	2,485,321
1DDIT0	PI Igor Tsukrov	PI Igor Tsukrov	-		5,235	5,235	14,642	19,877
1DDJB0	PI Jean Benoit	PI Jean Benoit	-	32	2,081	2,049	1,426	3,475
1DDJB1	PI Julia Bryce	PI Julia Bryce	-			-	981	981
1DDJD0	PI John M Davis	PI John M Davis	-	1,691	1,456	(235)	2,728	2,493
1DDJD1	PI Jo Daniel	PI Jo Daniel	8,633	9,776	694	(449)	1,741	1,292
1DDJG3	PI John F. Gibson	PI John F. Gibson	-	4,689	3,368	(1,321)	10,800	9,479
1DDJH2	PI James Houle	PI James Houle	-	29,961	11,267	(18,694)	84,966	66,272
1DDJH3	PI Jeffery Halpern	PI Jeffery Halpern	342	14,502	2,841	(11,319)	59,602	48,283
1DDJH4	PI Jinjin Ha	PI Jinjin Ha	-	10,854	(164,093)	(174,947)	320,756	145,809
1DDJJ3	PI Joel E. Johnson	PI Joel E. Johnson	-			-	72	72
1DDJK0	PI James Krzanowski	PI James Krzanowski	700			700	4,104	4,804
1DDJK1	PI Jospeh Klewicki	PI Jospeh Klewicki	-		1,000	1,000	-	1,000
1DDJL0	PI John Lacourse	PI John Lacourse	-			-	43	43
1DDJL1	PI Jo Laird	PI Jo Laird	-			-	959	959
1DDJL2	PI Joseph M. Liccardi	PI Joseph M. Liccardi	-	992	2,280	1,288	(313)	975
1DDJL4	PI Jinqing Liu	PI Jinqing Liu	-		500	500	-	500
1DDJM2	PI James Malley	PI James Malley	-	3,267	872	(2,395)	30,460	28,065
1DDJP1	PI Joseph C. Poythress	PI Joseph C. Poythress	-	19,540	(124,518)	(144,058)	144,058	-
1DDJR0	PI John T. Roth	PI John T. Roth	-	6,372	(50,000)	(56,372)	173,256	116,884
1DDJS0	PI Junhao Shen	PI Junhao Shen	-			-	10,969	10,969
1DDJT1	PI John Tsavalas	PI John Tsavalas	-	287	6,219	5,932	11,420	17,352
1DDJW1	PI James Weiner	PI James Weiner	-			-	17	17
1DDJZ1	PI Jiadong Zang	PI Jiadong Zang	-	5,637	4,061	(1,576)	33,785	32,209
1DDKB1	PI Kathleen Bowe	PI Kathleen Bowe	-		4	4	-	4
1DDKC0	PI Kent Chamberlin	PI Kent Chamberlin	-	388	1,843	1,455	3,026	4,481
1DDKG0	PI Karen Graham	PI Karen Graham	-			-	501	501
1DDKG1	PI Kevin Gardner	PI Kevin Gardner	-			-	5,638	5,638
1DDKG2	PI Kai Germaschewski	PI Kai Germaschewski	-			-	6,592	6,592
1DDKJ0	PI Kyung Jae Jeong	PI Kyung Jae Jeong	-	6,769	3,077	(3,692)	40,517	36,825
1DDKK0	PI Kyle P. Kwiatkowski	PI Kyle P. Kwiatkowski	-	14,398		(14,398)	106,401	92,003
1DDKS0	PI Kevin Short	PI Kevin Short	-	16,028	17,057	1,029	-	1,029
1DDKS3	PI Karl Slifer	PI Karl Slifer	-	7,024	11,969	4,945	34,106	39,051
1DDKW0	PI Kang Wu	PI Kang Wu	-	8,538	4,020	(4,518)	4,511	(7)
1DDLD2	PI Laura M. Dietz	PI Laura M. Dietz	-	23,689	3,269	(20,420)	33,102	12,682
1DDLG0	PI Liming Ge	PI Liming Ge	-			-	233	233
1DDLL1	PI Linqing Li	PI Linqing Li	-	25,801	119,228	93,427	70,457	163,884
1DDMAI	Math Internally Designated	Math Internally Designated	-			-	10,908	10,908
1DDMB1	PI Margaret Boettcher	PI Margaret Boettcher	-		1,955	1,955	-	1,955
1DDMB2	PI Marc Boudreau	PI Marc Boudreau	-	19,554		(19,554)	32,073	12,519
1DDMB3	PI Momotaz Begum	PI Momotaz Begum	-	26	3,905	3,879	24,475	28,354
1DDMC1	PI Michael Carter	PI Michael Carter	-			-	82	82
1DDMC2	PI Michael R Collins	PI Michael R Collins	-	3,301	5,846	2,545	11,716	14,261
1DDMEI	Mech Engr Internally Designated	Mech Engr Internally Designated	-			-	1,331	1,331
1DDMG1	PI Margaret Greenslade	PI Margaret Greenslade	-			-	1,433	1,433
1DDMG2	PI Majid Ghayoomi	PI Majid Ghayoomi	17,957	8,351	2,247	11,853	36,423	48,276
1DDMH0	PI Maurik Holtrop	PI Maurik Holtrop	-	6,406	1,815	(4,591)	17,576	12,985
1DDMK0	PI Marko Knezevic	PI Marko Knezevic	-	7,598	9,755	2,157	8,129	10,286
1DDMK1	PI Mehmet Kayaalp	PI Mehmet Kayaalp	-			-	245,269	245,269
1DDML2	PI Mark Lyon	PI Mark Lyon	-			-	341	341
1DDMP0	PI Marek Petrik	PI Marek Petrik	-	6,810	6,008	(802)	61,722	60,920
1DDMS0	PI Marianna Shubov	PI Marianna Shubov	-	1,522	2,154	632	2,740	3,372
1DDMT0	PI May-Win Thein	PI May-Win Thein	-	5,591	6,428	837	197	1,034
1DDMW0	PI Martin Wosnik	PI Martin Wosnik	-	4,824	5,957	1,133	2,848	3,981
1DDMW1	PI Merav Weingarden	PI Merav Weingarden	-		500	500	-	500
1DDNA0	PI Nigar Altindis	PI Nigar Altindis	-		500	500	-	500
1DDNG0	PI NIVEDITA GUPTA	PI NIVEDITA GUPTA	-			-	1,439	1,439
1DDNK0	PI Nancy Kinner	PI Nancy Kinner	6,480	10,848	16,782	12,414	10,466	22,880
1DDNK1	PI Nicholas Kirsch	PI Nicholas Kirsch	-	3,668	14,770	11,102	3,242	14,344
1DDNL1	PI Nathan Laxague	PI Nathan Laxague	-	109,672	88,540	(21,132)	270,497	249,365
1DDNO1	PI Nathan J. Oldenhuis	PI Nathan J. Oldenhuis	-	85,372	162,250	76,878	79,084	155,962
1DDNP1	PI Nikhil Padhye	PI Nikhil Padhye	-	45,471		(45,471)	157,395	111,924
1DDNY0	PI Nan Yi	PI Nan Yi	-	3,964		(3,964)	56,269	52,305
1DDOB0	PI Orly Buchbinder	PI Orly Buchbinder	-	9,976	2,040	(7,936)	8,074	138
1DDOE0	PI Olof Echt	PI Olof Echt	-			-	3,834	3,834
1DDPB0	PI Per Berglund	PI Per Berglund	-			-	869	869
1DDPH0	PI Phillip Hatcher	PI Phillip Hatcher	-		(101)	(101)	101	-
1DDPHI	Physics Internally Designated	Physics Internally Designated	-	265		(265)	933	668
1DDPM0	PI Paula McWilliam	PI Paula McWilliam	-			-	279	279
1DDPM1	PI Paula J. Mouser	PI Paula J. Mouser	12,960	27,346	8,274	(6,112)	34,470	28,358
1DDPS0	PI Patricia Solvignon	PI Patricia Solvignon	-			-	48,219	48,219
1DDPV0	PI PT Vasudevan	PI PT Vasudevan	-	167		(167)	105,034	104,867
1DDPY0	PI Se Young (Pablo) Yoon	PI Se Young (Pablo) Yoon	-	12,906	2,879	(10,027)	20,537	10,510

UNIVERSITY SYSTEM OF NEW HAMPSHIRE
DETAILED STATEMENT OF CHANGES IN OTHER INTERNALLY DESIGNATED FUNDS
FOR THE PERIOD ENDED JUNE 30, 2022

Fund #		Fund Name	Fiscal Year 2022 Revenues	Expenditures	Transfers	Net Change	Beginning Fund Balance 6/30/2022	Ending Fund Balance 6/30/2021
1DDQY0	PI Qiaoyan Yu	PI Qiaoyan Yu	-	2,219	4,863	2,644	4,067	6,711
1DDQYU	Yu Core Funding	Yu Core Funding	-	7,772	15,000	7,228	-	7,228
1DDQZ1	PI Qi Zhang	PI Qi Zhang	-	33,605		(33,605)	121,804	88,199
1DDRB0	PI Radim Bartos	PI Radim Bartos	-	208		(208)	2,354	2,146
1DDRC0	PI Raymond Cook	PI Raymond Cook	-			-	379	379
1DDRC2	PI Russell Carr	PI Russell Carr	-			-	559	559
1DDRC3	PI Rosemary Came	PI Rosemary Came	-	244		(244)	67,844	67,600
1DDRH0	PI Robert Henry	PI Robert Henry	-			-	3,338	3,338
1DDRJ0	PI Richard Johnson	PI Richard Johnson	-	4,793	1,297	(3,496)	8,104	4,608
1DDRK0	PI Richard Kaufmann	PI Richard Kaufmann	-			-	3,153	3,153
1DDRM0	PI Richard Messner	PI Richard Messner	-			-	187	187
1DDRM1	PI Ricardo Medina	PI Ricardo Medina	-		909	909	398	1,307
1DDRP0	PI Roy Planalp	PI Roy Planalp	-	1,869		(1,869)	4,840	2,971
1DDRR1	PI Robert Russell #2	PI Robert Russell #2	-			-	5,819	5,819
1DDSA1	PI MR Swift	PI MR Swift	-	6,655	192	(6,463)	15,224	8,761
1DDSA2	PI Saeed Azam	PI Saeed Azam	-	18,437	174,362	155,925	175,789	331,714
1DDSDS	Start Up Dean Sullivan	Start Up Dean Sullivan	-	17,273	20,000	2,727	-	2,727
1DDSF1	PI Shawna Hollen Fischer	PI Shawna Hollen Fischer	-	6,875	4,316	(2,559)	4,043	1,484
1DDSFH	Start Up Fei Han	Start Up Fei Han	-	15,481	100,000	84,519	-	84,519
1DDSHL	Fischer Core Funding	Fischer Core Funding	-	3,174	30,000	26,826	-	26,826
1DDSM0	PI Sharon McCrone	PI Sharon McCrone	-	1,518	33	(1,485)	12,915	11,430
1DDSM2	PI Shaad Mahmud	PI Shaad Mahmud	-	15,039	562	(14,477)	67,961	53,484
1DDSPK	Start Up Philippe Kalmogo	Start Up Philippe Kalmogo	-	5,868	50,000	44,132	-	44,132
1DDSS1	PI Sheree T. Sharpe	PI Sheree T. Sharpe	-			-	1	1
1DDST0	PI Sterling Tomellini	PI Sterling Tomellini	-			-	176	176
1DDSV0	PI Scott Valcourt	PI Scott Valcourt	-			-	93	93
1DDTB0	PI Thomas Ballestero	PI Thomas Ballestero	-	115	4,524	4,409	4,774	9,183
1DDTG0	PI Todd Gross	PI Todd Gross	-			-	7,325	7,325
1DDTM0	PI Tracy L. Mandel	PI Tracy L. Mandel	-	92,842		(92,842)	258,123	165,281
1DDWC0	PI William Clyde	PI William Clyde	-		1,772	1,772	1,680	3,452
1DDWM2	PI Weiwei Mo	PI Weiwei Mo	-	7,533	4,121	(3,412)	34,297	30,885
1DDWR0	PI Wheeler Ruml	PI Wheeler Ruml	-	1	526	525	14,767	15,292
1DDWS0	PI William Seitz	PI William Seitz	-	344		(344)	1,129	785
1DDXT0	PI Xiaowei Teng	PI Xiaowei Teng	-	4,296	8,055	3,759	(650)	3,109
1DDYK0	PI Young Jo Kim	PI Young Jo Kim	-	16,788	875	(15,913)	46,349	30,436
1DDYL1	PI Yaning Li	PI Yaning Li	-			-	-	-
1DE600	Up 2 NIH - Reagan Bauhgman	Up 2 NIH - Reagan Bauhgman	-			-	2,860	2,860
1DEAE2	Andrew Earle - Internal Support	Andrew Earle - Internal Support	-			-	1,021	1,021
1DEAL1	PI Alex LaBrecque	PI Alex LaBrecque	-	8,130	8,130	-	-	-
1DEAP1	PI Tuck Pescosolido- Internal Suppo	PI Tuck Pescosolido- Internal Suppo	-			-	500	500
1DEAS1	Anupama Sukhu - Internal Support	Anupama Sukhu - Internal Support	-	893		(893)	5,000	4,107
1DEBA1	Billur Akdeniz - Internal Support	Billur Akdeniz - Internal Support	-			-	122	122
1DEBH1	Internal Support - Brad Herring	Internal Support - Brad Herring	-	12,341		(12,341)	12,341	-
1DEBP1	Bruce Pfeiffer - Internal Support	Bruce Pfeiffer - Internal Support	-	245		(245)	801	556
1DECB2	Clayton Barrows - Internal Support	Clayton Barrows - Internal Support	-			-	286	286
1DECS1	Christine Shea - Internal Support	Christine Shea - Internal Support	-	9,546	8,507	(1,039)	14,797	13,758
1DECS3	PI Cinthia Satornino	PI Cinthia Satornino	-	10,840	10,840	-	-	-
1DEDB1	Danielle Brick - Internal Support	Danielle Brick - Internal Support	-	7,357	(1,970)	(9,327)	9,327	-
1DEDD1	Devkamel Dutta - Internal Support	Devkamel Dutta - Internal Support	-			-	3,632	3,632
1DEDI1	Daniel Innis - Internal Support	Daniel Innis - Internal Support	-			-	31,999	31,999
1DEDO1	Deniz Ozabaci - Internal Support	Deniz Ozabaci - Internal Support	-			-	1,547	1,547
1DEDR3	PI Daniel Remar	PI Daniel Remar	-			-	1,500	1,500
1DEEG1	PI Liz Gray	PI Liz Gray	-	13,068	14,082	1,014	105,760	106,774
1DEES1	PI Eleanne Solorzano	PI Eleanne Solorzano	-			-	42	42
1DEEX1	Emily Xu - Internal Support	Emily Xu - Internal Support	-			-	4,533	4,533
1DEEZ1	Ermira Zifla - Internal Support	Ermira Zifla - Internal Support	-	9,256		(9,256)	11,966	2,710
1DEFW1	Fiona Wilson - Internal Support	Fiona Wilson - Internal Support	-	256		(256)	6,489	6,233
1DEGY1	Goksel Yalcinkaya- Internal Support	Goksel Yalcinkaya- Internal Support	-			-	10,336	10,336
1DEHA1	Hachemi Aliouche - Internal Support	Hachemi Aliouche - Internal Support	-			-	4,836	4,836
1DEHL2	Internal Support - Honggi Lee	Internal Support - Honggi Lee	-	12,341		(12,341)	12,341	-
1DEIK1	Inchan Kim - Internal Support	Inchan Kim - Internal Support	-	7,708		(7,708)	14,709	7,001
1DEJC1	Chen Jianhong - Internal Support	Chen Jianhong - Internal Support	-	1,456		(1,456)	1,126	(330)
1DEJG1	Jennifer Griffith- Internal Support	Jennifer Griffith- Internal Support	-			-	6,500	6,500
1DEJH1	PI Ju-Chin Huang	PI Ju-Chin Huang	-	1,557		(1,557)	3,594	2,037
1DEJH3	Ju-Chin Huang - Internal Support	Ju-Chin Huang - Internal Support	-			-	6,025	6,025
1DEJH4	John Hasseldine - Internal Support	John Hasseldine - Internal Support	-			-	1	1
1DEJH6	Jaroslav Horvath - Internal Support	Jaroslav Horvath - Internal Support	-	1,851		(1,851)	1,851	-
1DEJL1	Jun Li - Internal Support	Jun Li - Internal Support	-	1,506		(1,506)	7,467	5,961
1DEJL2	Jonathan Lee - Internal Support	Jonathan Lee - Internal Support	-	11,243	9,000	(2,243)	8,700	6,457
1DEJN2	Jonathan Nash - Internal Support	Jonathan Nash - Internal Support	-			-	-	-
1DEJP3	Internal Support - Justin Pomerance	Internal Support - Justin Pomerance	-	13,058		(13,058)	13,307	249
1DEJS1	PI Jeff Sohl	PI Jeff Sohl	-	43,360		(43,360)	42,518	(842)
1DEJW1	Jing Wang - Internal Support	Jing Wang - Internal Support	-			-	1,125	1,125
1DEKC1	PI Karen Smith Conway	PI Karen Smith Conway	-			-	1	1
1DEKC2	Karen Conway - Internal Support	Karen Conway - Internal Support	-			-	6,323	6,323
1DEKG1	Kholekile Gwebu - Internal Support	Kholekile Gwebu - Internal Support	-	6,901		(6,901)	13,691	6,790
1DELB1	Ludwig Bstieler - Internal Support	Ludwig Bstieler - Internal Support	-	7,334		(7,334)	9,256	1,922
1DELB2	PI Ludwig Bstieler	PI Ludwig Bstieler	-			-	2,377	2,377
1DELG1	Lin Guo - Internal Support	Lin Guo - Internal Support	-			-	3,253	3,253
1DELR2	Loris Rubini - Internal Support	Loris Rubini - Internal Support	-	1,851		(1,851)	1,925	74
1DEMG1	Michael Goldberg - Internal Support	Michael Goldberg - Internal Support	-	1,653		(1,653)	1,855	202
1DEMG2	PI Michael Goldberg	PI Michael Goldberg	-			-	406	406
1DEMH2	Safayat Hossain - Internal Support	Safayat Hossain - Internal Support	-	9,256		(9,256)	9,256	-
1DEMK1	Michael Kukenberger-Internal Suppor	Michael Kukenberger-Internal Suppor	-	5,622		(5,622)	12,045	6,423
1DEMM1	Michael Merenda - Internal Support	Michael Merenda - Internal Support	-			-	1,034	1,034
1DEMM3	Mihail Miletkov - Internal Support	Mihail Miletkov - Internal Support	-			-	6,000	6,000
1DEMM4	Melda Matoglu - Internal Support	Melda Matoglu - Internal Support	-	8,308		(8,308)	10,708	2,400
1DENN1	Neil Niman - Internal Support	Neil Niman - Internal Support	-	36,256		(36,256)	74,134	37,878
1DEPH1	N Paul Harvey - Internal Support	N Paul Harvey - Internal Support	-			-	445	445
1DEPL1	Peter Lane - Internal Support	Peter Lane - Internal Support	-		37	37	11,792	11,829

UNIVERSITY SYSTEM OF NEW HAMPSHIRE
DETAILED STATEMENT OF CHANGES IN OTHER INTERNALLY DESIGNATED FUNDS
FOR THE PERIOD ENDED JUNE 30, 2022

Fund #		Fund Name	Fiscal Year 2022 Revenues	Fiscal Year 2022 Expenditures	Fiscal Year 2022 Transfers	Fiscal Year 2022 Net Change	Beginning Fund Balance 6/30/2022	Ending Fund Balance 6/30/2021
1DERB1	PI Reagan Baughman	PI Reagan Baughman	-			-	284	284
1DERC1	Rachel Campagna - Internal Support	Rachel Campagna - Internal Support	-	1,496		(1,496)	6,141	4,645
1DERM2	Robert Mohr -Internal Support	Robert Mohr -Internal Support	-			-	3,614	3,614
1DERW2	PI - Robert Woodward	PI - Robert Woodward	-			-	78	78
1DESB1	Stephanie Brockman - Internal Supt	Stephanie Brockman - Internal Supt	-	9,256	500	(8,756)	9,256	500
1DESD1	Shuili Du - Internal Support	Shuili Du - Internal Support	-	3,081		(3,081)	5,905	2,824
1DESI1	PI Steven Irlbeck	PI Steven Irlbeck	-	4,628		(4,628)	4,628	-
1DESP1	Internal Support - Svetlana Petrova	Internal Support - Svetlana Petrova	-	9,256		(9,256)	9,256	-
1DESS2	PI Scarlett Song	PI Scarlett Song	-	6,170		(6,170)	6,170	-
1DETA1	Tevfik Aktekin - Internal Support	Tevfik Aktekin - Internal Support	-			-	16,114	16,114
1DETG1	Thomas Gruen - Internal Support	Thomas Gruen - Internal Support	-	154		(154)	6,503	6,349
1DEVD1	Vanessa Druskat - Internal Support	Vanessa Druskat - Internal Support	-			-	307	307
1DEVK1	Valentini Kalargyrou- Internal Supp	Valentini Kalargyrou- Internal Supp	-	27		(27)	1,074	1,047
1DEWX1	Wenjuan Xie - Internal Support	Wenjuan Xie - Internal Support	-			-	6,104	6,104
1DEXC1	Xiao Chen - Internal Support	Xiao Chen - Internal Support	-			-	2,710	2,710
1DEYC1	Yunshil Cha - Internal Support	Yunshil Cha - Internal Support	-	9,256		(9,256)	9,256	-
1DEYG1	Yin Germaschewski- Internal Support	Yin Germaschewski- Internal Support	-	1,851		(1,851)	2,418	567
1DEYL1	Yixin Liu - Internal Support	Yixin Liu - Internal Support	-			-	2,017	2,017
1DF038	Up 2 NIH - Semra Aytur	Up 2 NIH - Semra Aytur	-			-	2,328	2,328
1DF042	UP 2 NIH - Kerryellen & Sajay	UP 2 NIH - Kerryellen & Sajay	-	2,725		(2,725)	15,000	12,275
1DF043	Up 2 NIH - JoAnne Malloy	Up 2 NIH - JoAnne Malloy	-			-	326	326
1DFAB1	PI Anne Broussard	PI Anne Broussard	-			-	3,574	3,574
1DFAC1	PI Amy Costello	PI Amy Costello	-		1,004	1,004	658	1,662
1DFAH1	PI Andrew Houtenville	PI Andrew Houtenville	-	3,506	(38,895)	(42,401)	103,918	61,517
1DFAO1	PI Alyssa O'Brien	PI Alyssa O'Brien	-			-	18,589	18,589
1DFAR2	PI Amy Ramage	PI Amy Ramage	-	12,724	4,466	(8,258)	8,258	-
1DFAT1	PI Anita Tucker	PI Anita Tucker	-			-	4,020	4,020
1DFAT2	PI Alexa Trolley-Hanson	PI Alexa Trolley-Hanson	-			-	1,298	1,298
1DFAW1	PI Allison Wilder	PI Allison Wilder	-			-	5,831	5,831
1DFBB1	PI Brent Bell	PI Brent Bell	-	438		(438)	9,655	9,217
1DFBF2	PI Barbara Frankel	PI Barbara Frankel	5,000		32,191	37,191	1,041	38,232
1DFBH2	PI Beth Hallett	PI Beth Hallett	-			-	46	46
1DFBK1	PI BoRin Kim	PI BoRin Kim	-	6,309	1,087	(5,222)	21,314	16,092
1DFBW1	PI Barbara White	PI Barbara White	-	981		(981)	74	(907)
1DFCH2	PI Cindy Hartman	PI Cindy Hartman	-		500	500	2,793	3,293
1DFCJ2	PI Chung Jeong	PI Chung Jeong	-	4,745	4,000	(745)	4,484	3,739
1DFCKC	Startup Kay Chen	Startup Kay Chen	-	20,295	69,111	48,816	-	48,816
1DFDB1	PI Debra Brucker	PI Debra Brucker	-	535	13,116	12,581	28,679	41,260
1DFDF1	PI Deborah Feairheller	PI Deborah Feairheller	-		125	125	-	125
1DFDH2	PI Dan Habib	PI Dan Habib	-		186	186	992	1,178
1DFDL1	PI Dain LaRoche	PI Dain LaRoche	-			-	266	266
1DFDL2	PI David Laflamme	PI David Laflamme	-		4,981	4,981	17,575	22,556
1DFDR1	PI Donald Robin	PI Donald Robin	-	5,210		(5,210)	5,591	381
1DFDS2	PI Dan Sedory	PI Dan Sedory	-			-	(150)	(150)
1DFEH2	PI Elizabeth Humphreys	PI Elizabeth Humphreys	-	722	3,472	2,750	3,204	5,954
1DFES2	PI Erin Sharp	PI Erin Sharp	-			-	2,240	2,240
1DFGB1	PI Gretchen Bean	PI Gretchen Bean	-			-	1,318	1,318
1DFGH1	PI Gene Harkless	PI Gene Harkless	-		385	385	10,072	10,457
1DFGM1	PI Gibran Mancus	PI Gene Harkless	-		10,000	10,000	-	10,000
1DFHB1	PI Heather Barber	PI Heather Barber	-			-	2,155	2,155
1DFHD1	PI Holly DeBlois	PI Holly DeBlois	-			-	383	383
1DFHEB	Startup Esmaeil Bahalkeh	Startup Esmaeil Bahalkeh	-		26,444	26,444	-	26,444
1DFJB2	PI Joan Beasley	PI Joan Beasley	-	2,268	4,275	2,007	1,351	3,358
1DFJB3	PI Jessie Bennett	PI Jessie Bennett	-	388		(388)	6,897	6,509
1DFJC2	PI Joyce Cappiello	PI Joyce Cappiello	-			-	6,782	6,782
1DFJG1	PI Jill Gravink	PI Jill Gravink	-	4,177	785	(3,392)	4,151	759
1DFJM1	PI Joanne Malloy	PI Joanne Malloy	-	4,763	4,534	(229)	43,217	42,988
1DFJM2	PI Jerry Marx	PI Jerry Marx	-			-	6,767	6,767
1DFJO1	PI Jennifer O'Brien	PI Jennifer O'Brien	-	4,648	8,000	3,352	7,935	11,287
1DFJP3	PI Josephine Porter	PI Josephine Porter	-	15,694	20,413	4,719	13,410	18,129
1DFJR1	PI Jeanne Ryer	PI Jeanne Ryer	-	5,009	24,159	19,150	69,192	88,342
1DFJR2	PI Jennifer Rabalais	PI Jennifer Rabalais	-		3,157	3,157	6,037	9,194
1DFJS5	PI Jayson Seaman	PI Jayson Seaman	-			-	2,858	2,858
1DFJT1	PI Tyler Jamison	PI Tyler Jamison	-			-	167	167
1DFJT2	PI Jill Sherman	PI Jill Sherman	-			-	502	502
1DFJT3	PI Jill Thorson	PI Jill Thorson	-	1,393	10,000	8,607	23,099	31,706
1DFKA1	PI Karla Armenti	PI Karla Armenti	-	4,295	7,231	2,936	6,987	9,923
1DFKAB	Startup Alberto Batinti	Startup Alberto Batinti	-	10,880	19,778	8,898	-	8,898
1DFKB2	PI Kathryne Brewer	PI Kathryne Brewer	-	1,800		(1,800)	1,502	(298)
1DFKC2	PI Karen Collins	PI Karen Collins	-			-	12	12
1DFKG2	PI Kathryn Greenslade	PI Kathryn Greenslade	-	1,579		(1,579)	49,599	48,020
1DFKK1	PI Kerry Kazura	PI Kerry Kazura	-			-	683	683
1DFKMC	Startup Scott McNamara	Startup Scott McNamara	-	10,637	38,111	27,474	-	27,474
1DFKN1	PI Kimberly Nesbitt	PI Kimberly Nesbitt	-	3,416	104,458	101,042	40,173	141,215
1DFKN2	PI Kerry Nolte	PI Kerry Nolte	-		5,969	5,969	10,630	16,599
1DFKN3	PI Kelly Nye-Lengerman	PI Kelly Nye-Lengerman	-	75	2,237	2,162	-	2,162
1DFKP1	PI Kim Phillips	PI Kim Phillips	-		21,009	21,009	32,772	53,781
1DFKSM	Startup Sophia Min	Startup Sophia Min	-	132	18,889	18,757	-	18,757
1DFKV1	PI Kerryellen Vroman	PI Kerryellen Vroman	-			-	9,473	9,473
1DFLB1	PI Linda Bimbo	PI Linda Bimbo	-		13,789	13,789	20,281	34,070
1DFLD1	PI Laura Davie	PI Laura Davie	-	12,912	11,016	(1,896)	19,669	17,773
1DFLG1	PI Lou Anne Griswold	PI Lou Anne Griswold	-			-	4,735	4,735
1DFLH1	PI Lucy Hodder	PI Lucy Hodder	-	200	1,519	1,319	2,537	3,856
1DFMA2	PI Marcy Ainslie	PI Marcy Ainslie	-			-	8,460	8,460
1DFMB1	PI Mary Banach	PI Mary Banach	-			-	7,088	7,088
1DFMB2	PI Mark Bonica	PI Mark Bonica	-	155		(155)	1,607	1,452
1DFMB3	PI Michael Brian	PI Michael Brian	-	4,774		(4,774)	53,906	49,132
1DFMD1	PI Marcy Doyle	PI Marcy Doyle	-	96	4,258	4,162	474	4,636
1DFMF2	PI Michael Ferguson	PI Michael Ferguson	-	1,224	1,448	224	3,056	3,280
1DFMG1	PI Michael Gass	PI Michael Gass	-	2,858	1,759	(1,099)	3,592	2,493

UNIVERSITY SYSTEM OF NEW HAMPSHIRE
DETAILED STATEMENT OF CHANGES IN OTHER INTERNALLY DESIGNATED FUNDS
FOR THE PERIOD ENDED JUNE 30, 2022

Fund #		Fund Name	Fiscal Year 2022 Revenues	Expenditures	Transfers	Net Change	Beginning Fund Balance 6/30/2022	Ending Fund Balance 6/30/2021
1DFMG3	PI Marjorie Godfrey	PI Marjorie Godfrey	-	5,281	5,086	(195)	13,683	13,488
1DFMS6	PI Mary St. Jacques	PI Mary St. Jacques	-	6	412	406	690	1,096
1DFMW1	PI Melissa Wells	PI Melissa Wells	-		1,403	1,403	7,293	8,696
1DFNGM	Startup Gibran Mancus	Startup Gibran Mancus	-	10,598	39,777	29,179	-	29,179
1DFNKC	Startup Kristen Clark	Startup Kristen Clark	-	11,780	75,222	63,442	-	63,442
1DFNT2	PI Nikhil Tomar	PI Nikhil Tomar	-	5,998		(5,998)	12,495	6,497
1DFPC1	PI Patti Craig	PI Patti Craig	-			-	12,823	12,823
1DFPD1	PI Pam Dinapoli	PI Pam Dinapoli	-			-	528	528
1DFPK1	PI Patricia Kelshaw	PI Patricia Kelshaw	-	215		(215)	39,790	39,575
1DFPS1	PI Patrick Shannon	PI Patrick Shannon	-			-	25,133	25,133
1DFRB1	PI Robert Barcelona	PI Robert Barcelona	-	2,516		(2,516)	4,039	1,523
1DFRC1	PI Ronald Croce	PI Ronald Croce	-			-	11	11
1DFRC2	PI Rosemary Caron	PI Rosemary Caron	-	592		(592)	2,353	1,761
1DFRM1	PI Robert McGrath	PI Robert McGrath	-			-	437	437
1DFSA1	PI Sajay Arthanat	PI Sajay Arthanat	-	399		(399)	13,518	13,119
1DFSA2	PI Semra Aytur	PI Semra Aytur	-	347	2	(345)	1,229	884
1DFSC1	PI Summer Cook	PI Summer Cook	-	860		(860)	16,628	15,768
1DFSL1	PI Susan Lord	PI Susan Lord	-			-	1	1
1DFSM2	PI Shelley Mulligan	PI Shelley Mulligan	-			-	12	12
1DFSNE	Startup Ngozi Enelamah	Startup Ngozi Enelamah	-	634	28,889	28,255	-	28,255
1DFSS1	PI Sarah Smith	PI Sarah Smith	-	1,244		(1,244)	5,250	4,006
1DFSSS	Startup Sherri Simmons-Horton	Startup Sherri Simmons-Horton	-	10,012	28,889	18,877	-	18,877
1DFTN1	PI Tarkington Newman	PI Tarkington Newman	-	8,315		(8,315)	13,209	4,894
1DFTP1	PI Tobey Partch-Davies	PI Tobey Partch-Davies	-	28,518	7,962	(20,556)	20,556	-
1DFTW1	PI Therese Willkomm	PI Therese Willkomm	-	70	3,460	3,390	12,841	16,231
1DFVS1	PI Vidya Sundar	PI Vidya Sundar	-	2,461	6,872	4,411	34,931	39,342
1DFWL1	PI Will Lusenhop	PI Will Lusenhop	-		3,390	3,390	3,232	6,622
1DFZS1	PI Zachary Scola	PI Zachary Scola	-	1,416		(1,416)	11,830	10,414
1DGUPB	PI-Upward Bound Program	PI-Upward Bound Program	-	200	(3,895)	(4,095)	4,095	-
1DMDP1	PI Donald Plante	PI Donald Plante	-		60	60	-	60
1DMDS1	PI Daniel Seichepine	PI Daniel Seichepine	-		748	748	3,468	4,216
1DMJC1	PI John Cerullo	PI John Cerullo	-		(1)	(1)	1	-
1DMJJ0	PI Jeremiah Johnson	PI Jeremiah Johnson	-	7,858	27	(7,831)	7,860	29
1DMJK1	PI Jeffrey Klenotic	PI Jeffrey Klenotic	-		(401)	(401)	401	-
1DMJS1	PI John Sparrow	PI John Sparrow	-		(61)	(61)	61	-
1DMKJ1	PI Karen Jin	PI Karen Jin	-	99		(99)	7,740	7,641
1DMKJ2	PI Kristin Johnson	PI Kristin Johnson	-	1,045	3,273	2,228	2,993	5,221
1DMKK1	PI Fund Kelly Kilcrease	PI Fund Kelly Kilcrease	-		(4,000)	(4,000)	4,000	-
1DMKM1	PI Kyle Maclea	PI Kyle Maclea	-	11,376	4,968	(6,408)	21,070	14,662
1DMMDC	PI Fund - Michael Decelle	PI Fund - Michael Decelle	-		4,019	4,019	3,679	7,698
1DMMS1	PI Mihaela Sabin	PI Mihaela Sabin	-	367		(367)	6,123	5,756
1DMNM1	PI Nicholas Mian	PI Nicholas Mian	-			-	720	720
1DMRM1	PI Robert Macieski	PI Robert Macieski	-		1	1	(1)	-
1DMSPR	PI Sarah Prescott	PI Sarah Prescott	-	760		(760)	1,210	450
1DMWS0	Start Up Won Suh	PI Won Suh	-	18,863		(18,863)	25,000	6,137
1DQTRN	Transportation F&A Revenue	Transportation F&A Revenue	-		9	9	83,379	83,388
1DR002	Indirect Cost Reserve	Indirect Cost Reserve	-	26,041	100,000	73,959	238,438	312,397
1DR004	Inventor Royalty Share	Inventor Royalty Share	854,588	420,709	(188,605)	245,274	286,356	531,630
1DR100	CoRE: Scaffolding Resilience	CoRE: Scaffolding Resilience	-		29,974	29,974	-	29,974
1DREC1	ECenter Internally Designated Fund	E-Center Internally Designated Fund	-			-	4,994	4,994
1DREML	Moschella Core Funding	Moschella Core Funding	-	27,817	30,000	2,183	-	2,183
1DREPS	PI NH EPSCoR	PI NH EPSCoR	-	52,966	25,249	(27,717)	104,700	76,983
1DRIOL	PI InterOperability Laboratory	PI InterOperability Laboratory	-	312,921	157,009	(155,912)	1,863,824	1,707,912
1DRIRC	NHIRC Administrative Fees	NHIRC Administrative Fees	-	14,761	(8,647)	(23,408)	23,408	-
1DRMEB	PI Marc Eichenberger	PI Marc Eichenberger	-		1,387	1,387	-	1,387
1DRRPC	PI ORPC	PI ORPC	-			-	1,897	1,897
1DX2ME	Marine Education Programs	Marine Education Programs	20,701	14,676		6,025	6,405	12,430
1DXAF1	PI Andrew Fast	PI Andrew Fast	-	509	907	398	1,384	1,782
1DXAH1	PI Ann Hamilton	PI Ann Hamilton	-		592	592	1,168	1,760
1DXAL1	PI Alyson Eberhardt	PI Alyson Eberhardt	-	858	2,007	1,149	3,993	5,142
1DXAM1	PI Amy Hollar	PI Amy Hollar	-	26,393	20,751	(5,642)	70,324	64,682
1DXAP1	PI Amy Papineau	PI Amy Papineau	-	617	549	(68)	169	101
1DXAS1	PI Amanda Stone	PI Amanda Stone	-	400	1,869	1,469	16,322	17,791
1DXAW1	PI Anna Wallingford	PI Anna Wallingford	-	2,361	991	(1,370)	2,915	1,545
1DXBK1	PI Brian Krug	PI Brian Krug	-			-	254	254
1DXCC1	PI Charlotte Cross	PI Charlotte Cross	-	63		(63)	1,000	937
1DXCF1	PI Charles French	PI Charles French	-	520		(520)	9,377	8,857
1DXCM1	PI Carl Majewski	PI Carl Majewski	-			-	89	89
1DXCS1	PI Cheryl Smith	PI Cheryl Smith	-		120	120	2,028	2,148
1DXCV1	PI Catherine Violette	PI Catherine Violette	-			-	1,091	1,091
1DXDC1	PI Darrel Covell	PI Darrel Covell	-	720		(720)	3,914	3,194
1DXDM1	PI Deborah McCann	PI Deborah McCann	-	5,875	4,701	(1,174)	15,504	14,330
1DXEC1	PI Erik Chapman	PI Erik Chapman	-		609	609	8,334	8,943
1DXEE1	PI Elaina Enzien	PI Elaina Enzien	-		204	204	-	204
1DXEM1	PI Emma Tutein	PI Emma Carcagno	-		500	500	164	664
1DXFA1	PI Fredrick Alleva	PI Fredrick Alleva	-	189		(189)	1,500	1,311
1DXFMA	PI Matthew Tarr	PI Matthew Tarr	-	1,325	1,576	251	331	582
1DXGB1	PI Gabriela Bradt	PI Gabriela Bradt	-	140	2,189	2,049	542	2,591
1DXGH1	PI George Hamilton	PI George Hamilton	-		2,239	2,239	4,737	6,976
1DXHA1	PI Haley Andreozzi	PI Haley Andreozzi	-		2,530	2,530	1,832	4,362
1DXHB1	PI Heidi Barker	PI Heidi Barker	-	88	215	127	753	880
1DXHE1	PI Heather Bryant	PI Heather Bryant	-			-	623	623
1DXJG1	PI Joshua Gagnon	PI Joshua Gagnon	-	360	7,454	7,094	-	7,094
1DXJS1	PI Jeffrey Schloss	PI Jeffrey Schloss	-		1,619	1,619	4,592	6,211
1DXKE1	PI Kendra Lewis	PI Kendra Lewis	-	1,176	979	(197)	2,415	2,218
1DXKG1	PI Kate Guerdat	PI Kate Guerdat	-	2,817	(65)	(2,882)	3,989	1,107
1DXKM1	PI Kelly McAdam	PI Kelly McAdam	-		49	49	829	878
1DXKR1	PI Kenesha Reynolds	PI Kenesha Reynolds	-		580	580	500	1,080
1DXLG1	PI Lara Gengarelly	PI Lara Gengarelly	-		3,468	3,468	4,535	8,003
1DXMB1	PI Michelle Bersaw-Robblee	PI Michelle Bersaw-Robblee	-		500	500	-	500

UNIVERSITY SYSTEM OF NEW HAMPSHIRE
DETAILED STATEMENT OF CHANGES IN OTHER INTERNALLY DESIGNATED FUNDS
FOR THE PERIOD ENDED JUNE 30, 2022

Fund #		Fund Name	Fiscal Year 2022 Revenues	Expenditures	Transfers	Net Change	Beginning Fund Balance 6/30/2022	Ending Fund Balance 6/30/2021
1DXMC1	PI Malin Clyde	PI Malin Clyde	-	95	1,300	1,205	3,735	4,940
1DXMD1	PI Molly Donovan	PI Molly Donovan	-			-	63	63
1DXME1	PI Mary Tebo	PI Mary Tebo	-			-	81	81
1DXML1	PI Michal Lunak	PI Michal Lunak	-	140		(140)	4,870	4,730
1DXMS1	PI Micheal Sciabarrasi	PI Micheal Sciabarrasi	-			-	479	479
1DXMY1	PI Michael Young	PI Michael Young	-	640	253	(387)	871	484
1DXOS1	PI Olivia Saunders	PI Olivia Saunders	-		428	428	525	953
1DXPC1	PI Julia Peterson	PI Julia Peterson	-	8,614	3,270	(5,344)	16,220	10,876
1DXRG1	PI Rebecca Sideman	PI Rebecca Sideman	-	438	212	(226)	4,629	4,403
1DXRM1	PI Rachel Maccini	PI Rachel Maccini	-	547	1,116	569	1,589	2,158
1DXSB1	PI Shane Bradt	PI Shane Bradt	-		304	304	993	1,297
1DXSC1	PI Sharon Cowen	PI Sharon Cowen	-			-	317	317
1DXSG1	PI Sarah Grosvenor	PI Sarah Grosvenor	-		919	919	487	1,406
1DXSH1	PI Shannon Rogers	PI Shannon Rogers	-		177	177	618	795
1DXSR1	PI Steven Roberge	PI Steven Roberge	-	684	3,394	2,710	16,130	18,840
1DXSW1	PI Seth Wilner	PI Seth Wilner	-		2,962	2,962	13,155	16,117
1DZACB	PI Alexandra Contosta	PI Alexandra Contosta	-	9,941	1,732	(8,209)	12,243	4,034
1DZACC	Contosta CSAA Award	Contosta CSAA Award	-	10,330		(10,330)	12,034	1,704
1DZACR	CARE Reserve	CARE Reserve	-	35,843	288,178	252,335	187,334	439,669
1DZAGA	PI Antoinette Galvin	PI Antoinette Galvin	-	2	32,675	32,673	330,377	363,050
1DZAJA	PI ANDREW JORDAN	PI ANDREW JORDAN	-		3,108	3,108	-	3,108
1DZAKA	PI Amy Keesee	PI Amy Keesee	-	88,029	16,280	(71,749)	116,817	45,068
1DZAL0	PI Anthony Lyons	PI Anthony Lyons	-	3,881	11,963	8,082	17,184	25,266
1DZAMZ	PI Matthew Argall	PI Matthew Argall	-	1,322	36,681	35,359	572	35,931
1DZAPB	PI Alexander Prusevich	PI Alexander Prusevich	-	2,305		(2,305)	3,826	1,521
1DZBC1	PI Brian Calder	PI Brian Calder	-		1,094	1,094	42,866	43,960
1DZBCA	PI Ben Chandran	PI Ben Chandran	-	5,514	5,662	148	91,938	92,086
1DZBDA	PI DAVID BURDICK	PI DAVID BURDICK	1,230	11,550	3,926	(6,394)	10,056	3,662
1DZBFB	PI BANAFSHEH FERDOUSI	PI BANAFSHEH FERDOUSI	-	118	163	45	-	45
1DZBJA	PI Bror Jonsson	PI Bror Jonsson	-			-	1	1
1DZBMA	PI Robert McKibben	PI Robert McKibben	-			-	14,374	14,374
1DZBPA	PI BALA PUDUVAL	PI BALA PUDUVAL	-			-	-	-
1DZBRA	PI Barry Rock	PI Barry Rock	-			-	4	4
1DZBVA	PI Bernard Vasquez	PI Bernard Vasquez	-		5,649	5,649	11,363	17,012
1DZCFA	PI Charles Farrugia	PI Charles Farrugia	-	158	3,432	3,274	4,142	7,416
1DZCHA	PI Chia-Lin Huang	PI Chia-Lin Huang	-			-	6,342	6,342
1DZCHB	PI CHRISTOPHER HUNT	PI CHRISTOPHER HUNT	600	345	284	539	229	768
1DZCJB	PI James Clemmons	PI James Clemmons	-	122,164	40,028	(82,136)	145,733	63,597
1DZCLB	PI Clifford Lopate	PI Clifford Lopate	-	35,713	2,834	(32,879)	72,600	39,721
1DZCMA	PI Chris Mouikis	PI Chris Mouikis	-	4,006	2,717	(1,289)	703	(586)
1DZCS2	Dijkstra Advance Eavesdropping CC	Dijkstra Advance Eavesdropping CC	-	6,581	1,775	(4,806)	4,806	-
1DZCSA	PI Charles Smith, III	PI Charles Smith, III	-	12,086	17,752	5,666	43,256	48,922
1DZCW0	PI Colin Ware	PI Colin Ware	-	3,163	1,806	(1,357)	19,551	18,194
1DZCWA	PI Cameron Wake	PI Cameron Wake	-			-	635	635
1DZCWB	PI Cameron Wake	PI Cameron Wake	-		213	213	1,579	1,792
1DZCXA	GIS Lab	GIS Lab	6,425	10,322		(3,897)	22,471	18,574
1DZDC0	PI Dale Chayes	PI Dale Chayes	-		142	142	18,005	18,147
1DZDDA	PI David Divins	PI David Divins	-		1,746	1,746	7,146	8,892
1DZDFC	PI DIANE FOSTER	PI DIANE FOSTER	-	2,075	6,534	4,459	19,174	23,633
1DZDGA	PI David Justice	PI David Justice	5,600	14,152	6,994	(1,558)	44,274	42,716
1DZDJA	Pi Jia Deng	Pi Jia Deng	-		24	24	1	25
1DZDLA	PI Dacheng Lin	PI Dacheng Lin	-		3,423	3,423	-	3,423
1DZDVA	PI Doug Vandemark	PI Doug Vandemark	-	25,876	26,587	711	153,725	154,436
1DZDVB	PI Daniel Verscharen	PI Daniel Verscharen	-			-	1,101	1,101
1DZDWA	PI Joseph Dwyer	PI Joseph Dwyer	-	90,203	64,900	(25,303)	136,754	111,451
1DZECB	PI Erik Chapman	PI Erik Chapman	-	6,601	5,417	(1,184)	9,957	8,773
1DZECC	PI ELIZABETH CRAIG	PI ELIZABETH CRAIG	-		299	299	-	299
1DZEHA	PI Erick Hobbie	PI Erick Hobbie	-	216		(216)	928	712
1DZELA	PI Eric Lund	PI Eric Lund	-			-	1,515	1,515
1DZEMA	PI Eberhard Mobius	PI Eberhard Mobius	-	470	1,103	633	1,422	2,055
1DZEOR	Earth Ocean and Space Return	Earth Ocean and Space Return	-		(1,633,826)	(1,633,826)	2,700,719	1,066,893
1DZEOS	EOS Projects	EOS Projects	-			-	50,000	50,000
1DZESR	Earth Systems Research Ctr. Return	Earth Systems Research Ctr. Return	-	922	77,651	76,729	135,229	211,958
1DZFKA	PI Fabian Kislat	PI Fabian Kislat	-	20,033	2,001	(18,032)	54,071	36,039
1DZFRB	PI FETEMEH RAHMANIFARD	PI FETEMEH RAHMANIFARD	-		146	146	-	146
1DZGM0	PI Giuseppe Masetti	PI Giuseppe Masetti	-			-	887	887
1DZHFA	PI Hui Feng	PI Hui Feng	-	1,295	995	(300)	9,008	8,708
1DZHKA	PI Harold Kucharek	PI Harold Kucharek	-	275	13,083	12,808	16,554	29,362
1DZHMB	PI MEGHAN HOWEY	PI MEGHAN HOWEY	-	4,436	8,392	3,956	2,983	6,939
1DZHSA	PI Harlan Spence	PI Harlan Spence	-	12,022	54,065	42,043	79,089	121,132
1DZHSP	Spence Core Funding	Spence Core Funding	-	40,440	100,000	59,560	-	59,560
1DZJCB	PI James Connell	PI James Connell	-	731	4,353	3,622	51,594	55,216
1DZJD0	PI Jennifer Dijkstra	PI Jennifer Dijkstra	-		(1,316)	(1,316)	1,997	681
1DZJDC	PI Jack Dibb	PI Jack Dibb	-	20,589	7,097	(13,492)	33,630	20,138
1DZJHC	PI John Hughes Clark	PI John Hughes Clark	-	10,134	1,929	(8,205)	10,920	2,715
1DZJJA	PI Jennifer Jacobs	PI Jennifer Jacobs	-	7,553	14,290	6,737	161,799	168,536
1DZJMA	PI Jennifer Miksis Olds	PI Jennifer Miksis Olds	-	16,236	29,538	13,302	55,511	68,813
1DZJMB	Miksis-Olds CORE IWG	Miksis-Olds CORE IWG	-	55,124		(55,124)	61,146	6,022
1DZJNA	PI Jonathan Niehof	PI Jonathan Niehof	-			-	1,081	1,081
1DZJPA	PI James Pringle	PI James Pringle	-	984	3,711	2,727	5,637	8,364
1DZJPZ	PI Jean Perez	PI Jean Perez	-		39	39	309	348
1DZJRA	PI James Ryan	PI James Ryan	-	3,280	2,926	(354)	5,885	5,531
1DZJRR	PI Joachim Raeder	PI Joachim Raeder	-	6,773	21,859	15,086	1,694	16,780
1DZJSA	PI Joseph Salisbury	PI Joseph Salisbury	-	14,240	27,636	13,396	77,534	90,930
1DZJSB	PI Joseph Souney	PI Joseph Souney	-	2,953	69,808	66,855	495	67,350
1DZJXA	PI Jingfeng Xiao	PI Jingfeng Xiao	-	11,645	9,421	(2,224)	6,887	4,663
1DZJZA	PI Jichun Zhang	PI Jichun Zhang	-			-	1,879	1,879
1DZKDB	PI Katharine Duderstadt	PI Katharine Duderstadt	74	384	1,582	1,272	2,278	3,550
1DZKGA	PI Kai Germaschewski	PI Kai Germaschewski	-	2,291	6,666	4,375	38,740	43,115
1DZKJ1	PI Kevin Jerram	PI Kevin Jerram	-			-	431	431

UNIVERSITY SYSTEM OF NEW HAMPSHIRE
DETAILED STATEMENT OF CHANGES IN OTHER INTERNALLY DESIGNATED FUNDS
FOR THE PERIOD ENDED JUNE 30, 2022

Fund #		Fund Name	Fiscal Year 2022 Revenues	Expenditures	Transfers	Net Change	Beginning Fund Balance 6/30/2022	Ending Fund Balance 6/30/2021
1DZKJA	PI KATIE A. JENNINGS	PI KATIE A. JENNINGS	-		826	826	1,251	2,077
1DZKZA	PI KAI ZIERVOGEL	PI KAI ZIERVOGEL	-	23,905	8,945	(14,960)	15,376	416
1DZLBA	PI Elizabeth Burakowski	PI Elizabeth Burakowski	-	7,712	565	(7,147)	45,681	38,534
1DZLKA	PI Lynn Kistler	PI Lynn Kistler	-	2,986	11,910	8,924	98,011	106,935
1DZLKD	Kistler Clemmons Core Funding	Kistler Clemmons Core Funding	-	35,789		(35,789)	35,000	(789)
1DZLLA	PI LUCIE LEPINE	PI LUCIE LEPINE	-		132	132	-	132
1DZLM0	PI Larry Mayer	PI Larry Mayer	-	4,118	298,042	293,924	1,950,747	2,244,671
1DZLNA	PI Ningyu Liu	PI Ningyu Liu	-	3,286	5,907	2,621	27,982	30,603
1DZLW0	PI Larry Ward	PI Larry Ward	-	312	413	101	2,179	2,280
1DZMBA	PI Margaret Boettcher	PI Margaret Boettcher	-	42		(42)	2,730	2,688
1DZMCA	PI Michael Chambers	PI Michael Chambers	-	15,752	19,719	3,967	27,875	31,842
1DZMHB	PI Michele Halvorsen	PI Michele Halvorsen	-	20,681	19,810	(871)	-	(871)
1DZMLA	PI Marc Lessard	PI Mark Lessard	-	21,959	15,323	(6,636)	46,386	39,750
1DZMLB	PI Martin Lee	PI Martin Lee	-			-	3,170	3,170
1DZMMA	PI Mary Martin	PI Mary Martin	-		3,049	3,049	46,898	49,947
1DZMMB	PI Mark McConnell	PI Mark McConnell	-	14,974	55,919	40,945	4,069	45,014
1DZMMC	PI Mark McConnell	PI Mark McConnell	-			-	62	62
1DZMPB	PI Michael Palace	PI Michael Palace	-	17,738	4,537	(13,201)	41,257	28,056
1DZMPC	PI Mark Popecki	PI Mark Popecki	-			-	1,983	1,983
1DZMRA	PI Michael Routhier	PI Michael Routhier	-	179		(179)	25,507	25,328
1DZMSR	SMSOE Reserve	SMSOE Reserve	-	235,355	(25,951)	(261,306)	512,006	250,700
1DZMTB	Mark Twickler	Mark Twickler	-		(61,034)	(61,034)	61,034	-
1DZMVA	PI Matthew Vadeboncoeur	PI Matthew Vadeboncoeur	2,425	3,126	1,083	382	7,909	8,291
1DZMYA	PI MATTHEW YOUNG	PI MATTHEW YOUNG	-		153	153	-	153
1DZNAA	PI NADA AL-HADDAD	PI NADA AL-HADDAD	-	100	200	100	-	100
1DZNLA	PI Noe Lugaz	PI Noe Lugaz	-	8,402	59,300	50,898	52,440	103,338
1DZNSA	PI Nathan Schwadran	PI Nathan Schwadran	-	84,813	93,729	8,916	210,978	219,894
1DZOPR	OPAL Return	OPAL Return	-		149,538	149,538	176,604	326,142
1DZPCB	Paul Chair Account	Paul Chair Account	-			-	28,075	28,075
1DZPIA	PI Phil Isenberg	PI Phil Isenberg	-	75	5,379	5,304	10,999	16,303
1DZPJ0	PI Paul Johnson	PI Paul Johnson	-	2,912	1,952	(960)	8,528	7,568
1DZPQA	PI Pamela Puhl-Quinn	PI Pamela Puhl-Quinn	-			-	1	1
1DZPRE	PI Rachel Rouillard	PI Rachel Rouillard	-	13,307	8,594	(4,713)	18,285	13,572
1DZRA0	PI Roland Arsenault	PI Roland Arsenault	-			-	148	148
1DZRHO	Rhodes Academy	Rhodes Academy	43,033	121,265		(78,232)	243,077	164,845
1DZRLA	PI Richard Lammers	PI Richard Lammers	-	61,452	25,926	(35,526)	120,474	84,948
1DZRLC	PI Robert Letscher	PI Robert Letscher	-	12,225	4,350	(7,875)	137,738	129,863
1DZRTB	PI Roy Torbert	PI Roy Torbert	-	64,001	73,977	9,976	521,710	531,686
1DZRVB	PI Ruth Varner	PI Ruth Varner	-	7,252	7,663	411	(411)	-
1DZRVC	Varner CORE Strengthen	Varner CORE Strengthen	-			-	3,254	3,254
1DZRVD	Varner - CoRE Methane Measurement	Varner - CoRE Methane Measurement	-	12,250		(12,250)	17,449	5,199
1DZRW0	PI Rochelle Wigley	PI Rochelle Wigley	-	5,626	8,330	2,704	52,326	55,030
1DZRWB	PI Reka Winslow	PI Reka Winslow	-	(5,568)	1,011	6,579	-	6,579
1DZSFA	PI Steve Frolking	PI Steve Frolking	-	18,813	13,725	(5,088)	98,244	93,156
1DZSKA	PI Shiva Kavosi	PI Shiva Kavosi	-	1,857	4,955	3,098	3,576	6,674
1DZSMR	Shoals Marine Laboratory Reserve	Shoals Marine Laboratory Reserve	-			-	49,560	49,560
1DZSOA	PI Scott Olinger	PI Scott Olinger	-	3,883	22,261	18,378	386,460	404,838
1DZSPR	Space Science Center Return	Space Science Center Return	-		702,657	702,657	949,960	1,652,617
1DZSSA	PI A Shiklomanov	PI A Shiklomanov	-	735	7,052	6,317	2,142	8,459
1DZSZA	PI Shantar Zuidema	PI Shantar Zuidema	-			-	8,349	8,349
1DZTGA	PI Thomas Gregory	PI Thomas Gregory	-	3,619	5,324	1,705	12,043	13,748
1DZTL1	PI Thomas Lippmann	PI Thomas Lippmann	-	2,538	837	(1,701)	1,895	194
1DZTMB	PI Thomas Milliman	PI Thomas Milliman	-	512	1,308	796	4,296	5,092
1DZTVF	Thermal Vac Facility	Thermal Vac Facility	-			-	3,401	3,401
1DZTW0	PI Thomas Weber	PI Thomas Weber	-	2,289	2,215	(74)	75	1
1DZWCA	PI WILLIAM D CRAMER	PI WILLIAM D CRAMER	-	50	866	816	-	816
1DZWDA	PI Wouter de Wet	PI Wouter de Wet	-		3,331	3,331	2,936	6,267
1DZYR0	PI Yuri Rzhanov	PI Yuri Rzhanov	-	208		(208)	1,569	1,361
	TOTAL FACULTY SUPPORT (INCLUDING F&A RETURN)		1,113,375	6,265,417	8,122,330	2,970,288	31,515,494	34,485,782
	STRATEGIC INITIATIVES							
1DF034	HHS Strategic Initiatives	HHS Strategic Initiatives	-	85,053	37,950	(47,103)	235,177	188,074
1DG443	Advancement Equipment Replacement	Advancement Equipment Replacement	-	99,597	65,579	(34,018)	34,018	-
1DG444	Advancement CRM System Replacement	Advancement CRM System Replacement	-	569		(569)	113,408	112,839
1DG448	Advancement Strategic Initiatives	Advancement Strategic Initiatives	-	95		(95)	6,909	6,814
1DG449	VPFA Strategic Initiatives	VPFA Strategic Initiatives	-	18,516	91,000	72,484	135,722	208,206
1DRVPR	SVPR Strategic Initiatives	SVPR Strategic Initiatives	-			-	5,172	5,172
1DUPSS	President Strategic Spaulding	President Strategic Spaulding	-		500,000	500,000	1,000,000	1,500,000
1DUPSI	President's Strategic Initiatives	President's Strategic Initiatives	-		2,578,468	2,578,468	6,441,733	9,020,201
	TOTAL STRATEGIC INITIATIVES		-	203,830	3,272,997	3,069,167	7,972,139	11,041,306
	UNRESTRICTED GIFTS/BEQUESTS							
1DA008	Spaulding Faculty Fellowship	Spaulding Faculty Fellowship	-	94,721	71,000	(23,721)	102,707	78,986
1DA009	Hortense Sheppard Bequest	Hortense Sheppard Bequest	5,000			5,000	6,813	11,813
1DA021	Unrest Bequest - Carpenter	Unrest Bequest - Carpenter	11,160	20,074		(8,914)	37,748	28,834
1DA027	Spaulding/Sidore Lecture Series	Spaulding/Sidore Lecture Series	-	12,593	12,593	-	-	-
1DA035	Robert G Wakefield Quasi Endow	Robert G Wakefield Quasi Endow	1,451			1,451	6,164	7,615
1DA193	Centennial Fund Quasi Payout	Centennial Fund Quasi Payout	948			948	5,565	6,513
1DA484	Paul & Dorothy T. Hobbs Payout	Paul & Dorothy T. Hobbs Payout	23,447	10,704		12,743	42,333	55,076
1DB117	Parsons boutwell Fund Quasi Payout	Parsons boutwell Fund Quasi Payout	-	5,654		(5,654)	46,511	40,857
1DC028	Spaulding Fund Cultural Events	Spaulding Fund Cultural Events	1,823	13,346	91,310	79,787	80,971	160,758
1DE336	Rosenberg Faculty Chair	Rosenberg Faculty Chair	40,248		(40,248)	-	30,796	30,796
1DG008	Presidents Discretionary	Presidents Discretionary	287,706	227,262	(274,239)	(213,795)	217,535	3,740
1DG010	University's Greatest Need	University's Greatest Need	512,367	5,420	(487,948)	18,999	1,045,766	1,064,765
1DG3BW	Venture Capital Endowment	Venture Capital Endowment	11,014			11,014	17	11,031
1DG430	Thompson Trust Escrow	Thompson Trust Escrow	31,887			31,887	55,663	87,550
1DG436	Elizabeth Farmer McIninch Fund	Elizabeth Farmer McIninch Fund	1,460			1,460	21	1,481
1DG437	Edward & Diane Federman Endowment	Edward & Diane Federman Endowment	54,052		(54,052)	-	5,482	5,482
1DG438	Bequests-Unrestricted to UNH	Bequests-Unrestricted to UNH	46,578			46,578	78	46,656
1DG440	Yakovakis Family Fund	Yakovakis Family Fund	3,869		(3,877)	(8)	8	-

UNIVERSITY SYSTEM OF NEW HAMPSHIRE
DETAILED STATEMENT OF CHANGES IN OTHER INTERNALLY DESIGNATED FUNDS
FOR THE PERIOD ENDED JUNE 30, 2022

Fund #		Fund Name	Fiscal Year 2022 Revenues	Expenditures	Transfers	Net Change	Beginning Fund Balance 6/30/2022	Ending Fund Balance 6/30/2021
1DG445	Marketing - Student Recruitment	Marketing - Student Recruitment	-	1,447,417	1,725,000	277,583	106,633	384,216
1DG450	Robert Morin Unrest Bequest to UNH	Robert Morin Unrest Bequest to UNH	5,238			5,238	-	5,238
1DG455	John and Joan Garnsey Fund	John and Joan Garnsey Fund	-			-	6,537	6,537
1DG456	Federman Scholarship Fund	Federman Scholarship Fund	-	5,000	54,052	49,052	-	49,052
1DGQ07	John H. Parsons Fund Quasi Ctr	John H. Parsons Fund Quasi Ctr	5,338			5,338	26	5,364
1DGQ23	Helena M. Milne Endowed Fund	Helena M. Milne Endowed Fund	58,655		(58,655)	-	-	-
1DGQ24	Spaulding Memorial Fund	Spaulding Memorial Fund	85,421		(101,560)	(16,139)	16,139	-
1DL001	Helena M. Milne Endowed Fund	Helena M. Milne Endowed Fund	-	40,152	58,655	18,503	77,161	95,664
1DL002	Bookstore Inventory Fund	Bookstore Inventory Fund	29,539	4,295		25,244	5,531	30,775
1DMGPO	UNHM Quasi Endowment Payout Fund	UNHM Quasi Endowment Payout Fund	70,532	(2,310)		72,842	68,075	140,917
1DR034	IOL Scholarship Fund Unit Fund	IOL Scholarship Fund Unit Fund	11,951	18,000	5,973	(76)	77	1
1DU007	Endowment Management Fee	Endowment Management Fee	1,121,937		(1,121,937)	-	-	-
1DU231	Class of 1944 Endowed Quasi Payout	Class of 1944 Endowed Quasi Payout	1,802			1,802	7,595	9,397
	TOTAL UNRESTRICTED GIFTS/BEQUESTS		2,423,423	1,902,328	(123,933)	397,162	1,971,952	2,369,114
	NAVITAS & INTERNATIONALIZATION							
1DANAV	Navitas & Internationalization	Navitas & Internationalization	-	188,660	(43,060)	(231,720)	2,644,794	2,413,074
	TOTAL NAVITAS & INTERNATIONALIZATION		-	188,660	(43,060)	(231,720)	2,644,794	2,413,074
	UNH ENERGY & CAMPUS DEVELOPMENT							
1DT025	UNH R&R Emergency Repairs	UNH R&R Emergency Repairs	-		94,073	94,073	519,117	613,190
1DT069	UNH R&R Fire Station Repair&Upgr	UNH R&R Fire Station Repair&Upgr	-			-	82,342	82,342
1DT708	Campus Tribute Gift Projects	Campus Tribute Gift Projects	-	2,250	43	(2,207)	13,261	11,054
1DT785	SARRC-General Discretionary	SARRC-General Discretionary	-		5,400,648	5,400,648	6,469,193	11,869,841
1DT787	SARRC-VPAA Discretionary	SARRC-VPAA Discretionary	-			-	352,791	352,791
1DT788	SARRC-VPFA Discretionary	SARRC-VPFA Discretionary	-			-	136,171	136,171
1DT789	SARRC-VPR&PS Discretionary	SARRC-VPR&PS Discretionary	-			-	85,880	85,880
1DT791	SARRC-VP Advancement Discr	SARRC-VP Advancement Discr	-			-	110,436	110,436
1DTA25	Facilities Asset Management	Facilities Asset Management	-	33,079	190,836	157,757	24,438	182,195
1DTADA	SAARC-ADA Discretionary	SAARC-ADA Discretionary	-			-	425,642	425,642
1DTATH	SAARC-Athletics Discretionary	SAARC-Athletics Discretionary	-	3,340	902	(2,438)	47,533	45,095
1DTBLD	Non-Cap Building Repairs	Non-Cap Building Repairs	-	18,257	35,000	16,743	-	16,743
1DTBRD	Classroom White Board Replacements	Classroom White Board Replacements	-	11,074	11,074	-	-	-
1DTCAP	Major Capital Projects Reserve	Major Capital Projects Reserve	-		(263,751)	(263,751)	5,884,429	5,620,678
1DTDMA	UNH Deferred Maint Assessments	UNH Deferred Maint Assessments	-		3,625,276	3,625,276	6,034,880	9,660,156
1DTEAC	SAARC-EAC Discretionary	SAARC-EAC Discretionary	-			-	25,734	25,734
1DTECO	ECOLine Renewal & Replacement	ECOLine Renewal & Replacement	-		500,000	500,000	4,450,000	4,950,000
1DTEEP	Energy Efficient Projects	Energy Efficient Projects	30,993	110,786	215,380	135,587	2,332,743	2,468,330
1DTINF	Strategic Infrastructure	Strategic Infrastructure	-		(784,539)	(784,539)	6,590,149	5,805,610
1DTPLT	Energy Plant Upgrades	Energy Plant Upgrades	-		(730,115)	(730,115)	5,515,478	4,785,363
1DTPRS	SAARC-Presidents House Discr	SAARC-Presidents House Discr	-			-	25,079	25,079
1DTRDS	Non-Cap Road Repairs	Non-Cap Road Repairs	-	42,587	60,000	17,413	-	17,413
1DTROO	Non-Cap Roof Repairs	Non-Cap Roof Repairs	-		50,000	50,000	-	50,000
1DTUTI	Utility System Major Rep-Upgr	Utility System Major Rep-Upgr	-	208,527	406,752	198,225	819,148	1,017,373
1DTCIP	Durham Capital Improvement Projects	Durham Capital Improvement Projects	-	747,705	940,869	193,164	1,021,651	1,214,815
1DTCOP	Continuity of Operations	Continuity of Operations	-	108,576	108,576	-	-	-
1DTCOV	Facilities COVID Costs	Facilities COVID Costs	-	6,097		(6,097)	(1,312,693)	(1,318,790)
1DTSTR	Non-Cap Site Stair Repairs	Non-Cap Site Stair Repairs	-	60,100	60,100	-	-	-
1DTSWK	Non-Cap Sidewalk Repairs	Non-Cap Sidewalk Repairs	-	13,500	50,000	36,500	-	36,500
1DTECD	ECD Designated	ECD Designated	6,679	344,364	357,783	20,098	4,957,712	4,977,810
1DTFCM	Energy Forward Capacity Mkt	Energy Forward Capacity Mkt	616,844			616,844	2,787,606	3,404,450
	TOTAL UNH ENERGY & CAMPUS DEVELOPMENT		654,516	1,710,242	10,328,907	9,273,181	47,398,720	56,671,901
	IT INITIATIVES							
1DA055	FITSI Tech Enhancement Award	Academic Tech Initiative Projects	-	5,898	(700)	(6,598)	51,769	45,171
1DA057	Online Program Support	Online Program Support	-		(78,430)	(78,430)	78,430	-
1DK001	Information Technology Initiatives	Information Technology Initiatives	-	53,338	2,667	(50,671)	2,653,137	2,602,466
1DK002	Information Technology Equipment	Information Technology Equipment	-	240,241	1,699,488	1,459,247	13,168,889	14,628,136
1DK003	LRTP Projects	LRTP Projects	-	(371,661)	(340,322)	31,339	-	31,339
1DK005	UNH ET&S Campus Spec Equipment	UNH ET&S Campus Spec Equipment	-	229,153	667,930	438,777	1,200	439,977
1DK02A	Tech Fee Equip - UNH	Tech Fee Equip - UNH	-			-	1,402,128	1,402,128
1DK02B	Tech Fee Equip - PSU	Tech Fee Equip - PSU	-			-	9	9
1DKCEM	RCC - UNHCEMS	RCC - UNHCEMS	76,176	61,052		15,124	410,505	425,629
1DKCOV	ET&S COVID	ET&S COVID	-	5,144,397		(5,144,397)	(339,169)	(5,483,566)
1DKERP	ET&S ERP	ET&S ERP	-	340,322	340,322	-	-	-
1DKRCC	RCC - Service Center	RCC - Service Center	10,000	754		9,246	6,701	15,947
	TOTAL IT INITIATIVES		86,176	5,703,494	2,290,955	(3,326,363)	17,433,599	14,107,236
	STUDENT ACTIVITY FUNDS							
1DA153	SHARPP	SHARPP	-	1,945		(1,945)	12,025	10,080
1DAOCS	Community Standards	Community Standards	12,550	34,002		(21,452)	69,186	47,734
1DAT2T	Trash 2 Treasure	Trash 2 Treasure	12,910	8,725		4,185	22,519	26,704
1DB083	UNH Equestrian Teams	UNH Equestrian Teams	14,595	16,199		(1,604)	8,020	6,416
1DD039	Engineers without Borders - UNH	Engineers without Borders - UNH	450	(1,188)		1,638	3,566	5,204
1DH500	UNHL Operations Quasi Endow Payout	UNHL Operations Quasi Endow Payout	1,089,826		(1,089,826)	-	-	-
1DH832	UNHL SBA	UNHL SBA	67,642	49,992		17,650	41,233	58,883
1DJ059	SAF Equipment Replacement	SAF Equipment Replacement	-		1,160,096	1,160,096	-	1,160,096
1DJ104	Alabaster Blue	Alabaster Blue	2,208	(454)		2,662	3,197	5,859
1DJ114	NH Gentlemen	NH Gentlemen	692	2,264		(1,572)	2,200	628
1DJ115	NH Notables	NH Notables	1,443	61		1,382	1,087	2,469
1DJ116	UNH Mock Trial Club	UNH Mock Trial Club	-		(13)	(13)	13	-
1DJ117	Sigma Alpha Lambda	Sigma Alpha Lambda	-			-	944	944
1DJ118	Model United Nations	Model United Nations	-	2,476	1,200	(1,276)	2,495	1,219
1DJ119	Robotics Club	Robotics Club	-		(60)	(60)	60	-
1DJ120	SIGNAL	SIGNAL	-			-	3,094	3,094
1DJ121	NSSLHA	NSSLHA	847	844		3	885	888
1DJ122	Maiden Harmony	Maiden Harmony	1,199	2,348		(1,149)	3,083	1,934
1DJ124	Improv Anonymous	Improv Anonymous	-			-	35	35
1DJ126	UNH Italian Club	UNH Italian Club	93			93	670	763
1DJ128	Marketing & Advertising Club	Marketing & Advertising Club	2,751	7,030	4,000	(279)	3,236	2,957

UNIVERSITY SYSTEM OF NEW HAMPSHIRE
DETAILED STATEMENT OF CHANGES IN OTHER INTERNALLY DESIGNATED FUNDS
FOR THE PERIOD ENDED JUNE 30, 2022

Fund #		Fund Name	Fiscal Year 2022 Revenues	Expenditures	Transfers	Net Change	Beginning Fund Balance 6/30/2022	Ending Fund Balance 6/30/2021
1DJ130	Recreation & Policy Management	Recreation & Policy Management	-	147		(147)	511	364
1DJ131	ISPE	ISPE	-	40		(40)	43	3
1DJ132	UNH Students for Life	UNH Students for Life	-	49		(49)	402	353
1DJ134	Circle K Club	Circle K Club	-	245		(245)	1,159	914
1DJ135	Sisters in Step	Sisters in Step	2,453	2,475		(22)	1,311	1,289
1DJ136	Rotaract Club	Rotaract Club	-			-	1,529	1,529
1DJ138	Student Nutrition Association	Student Nutrition Association	166	391		(225)	455	230
1DJ139	UNH College Democrats	UNH College Democrats	-	63		(63)	140	77
1DJ140	UNH Order of Omega	UNH Order of Omega	2,730	2,539		191	10,787	10,978
1DJ141	UNH Cooking Club	UNH Cooking Club	-			-	145	145
1DJ142	Electronic Dance Music Community	Electronic Dance Music Community	-			-	11	11
1DJ143	Student Organization Social Workers	Student Organization Social Workers	120	155		(35)	255	220
1DJ144	UNH for One	UNH for One	-			-	247	247
1DJ145	UNH INterfraternity Council	UNH INterfraternity Council	16,845	21,143	416	(3,882)	17,670	13,788
1DJ146	Panhellenic Council	Panhellenic Council	50,846	38,226	899	13,519	45,741	59,260
1DJ147	French Club	French Club	685	1,383		(698)	1,240	542
1DJ148	Delta Xi Phi	Delta Xi Phi	5,854	6,936		(1,082)	12,094	11,012
1DJ149	UNH Wildlife Society	UNH Wildlife Society	-			-	2,145	2,145
1DJ150	Ecological Advocates	Ecological Advocates	-		(110)	(110)	110	-
1DJ151	Sigma Alpha Sorority	Sigma Alpha Sorority	-	440		(440)	4,435	3,995
1DJ152	Assoc of Exercise Science Students	Assoc of Exercise Science Students	895	1,651		(756)	4,295	3,539
1DJ155	STAND	STAND	-			-	205	205
1DJ156	Health Outreach Club	Health Outreach Club	-		(119)	(119)	119	-
1DJ157	Recreation Society	Recreation Society	-			-	440	440
1DJ159	Sigma Phi Epsilon	Sigma Phi Epsilon	-		(415)	(415)	415	-
1DJ161	Alternative Break Challenge	Alternative Break Challenge	-	417		(417)	1,390	973
1DJ162	Golden Key Int'l Honour Society	Golden Key Int'l Honour Society	-			-	1,586	1,586
1DJ164	Not Too Sharp	Not Too Sharp	5,330	243		5,087	707	5,794
1DJ166	Hepcats Swing Club	Hepcats Swing Club	-			-	509	509
1DJ168	Freshman Camp	Freshman Camp	-		(6,182)	(6,182)	6,182	-
1DJ169	Habitat for Humanity-UNH	Habitat for Humanity-UNH	338	44		294	-	294
1DJ170	Graduate Students of Social Work	Graduate Students of Social Work	-			-	20	20
1DJ172	Alpha Delta Phi Society	Alpha Delta Phi Society	-		(899)	(899)	899	-
1DJ175	Psychology Club	Psychology Club	-			-	89	89
1DJ177	Pre Vet Club	Pre Vet Club	730	550		180	397	577
1DJ178	Pre Dental Society	Pre Dental Society	100	612		(512)	1,306	794
1DJ179	Society of Women Engineers	Society of Women Engineers	1,141	930		211	868	1,079
1DJ181	Hospitality Sales and Marketing	Hospitality Sales and Marketing	-			-	516	516
1DJ182	Student Nursing Organization	Student Nursing Organization	19,305	20,422		(1,117)	14,502	13,385
1DJ183	Kappa Kappa Psi	Kappa Kappa Psi	-	12		(12)	2,086	2,074
1DJ184	Alpha Kappa Psi	Alpha Kappa Psi	905	1,564	900	241	2,102	2,343
1DJ185	Cru UNH	Cru UNH	-			-	2,987	2,987
1DJ186	Alpha Chi Sigma	Alpha Chi Sigma	-			-	518	518
1DJ188	Hillel	Hillel	-			-	2,870	2,870
1DJ189	Amer Society for Microbiology	Amer Society for Microbiology	-	40		(40)	2,089	2,049
1DJ191	CommUNHiversity	CommUNHiversity	-		(404)	(404)	404	-
1DJ193	Business Starters	Business Starters	-		(40)	(40)	40	-
1DJ195	Arnold Air Society	Arnold Air Society	800	244		556	275	831
1DJ197	Club Managers Assc of America	Club Managers Assc of America	250	747		(497)	768	271
1DJ198	American Sign Language Club	American Sign Language Club	897	681		216	408	624
1DJ199	Pi Kappa Phi	Pi Kappa Phi	-			-	63	63
1DJ200	UNH Slow Food	UNH Slow Food	-			-	130	130
1DJ201	Nat'l Society of Black Engineers	Nat'l Society of Black Engineers	-			-	372	372
1DJ202	Phi Alpha Honor Society	Phi Alpha Honor Society	6,435	630		5,805	3,045	8,850
1DJ203	Chess Club	Chess Club	-			-	192	192
1DJ206	Residence Hall Association	Residence Hall Association	86			86	-	86
1DJ208	Assoc of Students United by Music	Assoc of Students United by Music	-		(16)	(16)	16	-
1DJ211	Best Buddies UNH	Best Buddies UNH	410	45		365	130	495
1DJ212	Eta Sigma Delta	Eta Sigma Delta	-	324		(324)	2,757	2,433
1DJ213	Off the clef	Off the clef	1,534	1,188	50	396	1,637	2,033
1DJ214	Leadership Program	Leadership Program	-		(82)	(82)	82	-
1DJ215	Owr Wirdz	Owr Wirdz	-			-	74	74
1DJ216	Fia-Chait Irish Dance	Fia-Chait Irish Dance	175	38		137	450	587
1DJ217	Sigma Alpha epsilon	Sigma Alpha epsilon	-			-	3,559	3,559
1DJ218	Comm-entary	Comm-entary	-	(195)		195	185	380
1DJ219	Alpha Phi Omega	Alpha Phi Omega	8,882	13,612	874	(3,856)	24,477	20,621
1DJ220	Sigma Chi - Upsilon	Sigma Chi - Upsilon	-			-	1,475	1,475
1DJ221	Anime Club	Anime Club	-			-	15	15
1DJ222	Society of Physics Students	Society of Physics Students	-			-	1,154	1,154
1DJ223	Paranormal Club	Paranormal Club	-		(183)	(183)	183	-
1DJ224	Eta Sigma Phi	Eta Sigma Phi	-	31		(31)	1,092	1,061
1DJ225	Red Cross Club	Red Cross Club	200	93		107	787	894
1DJ227	Aspiring Hands	Aspiring Hands	-			-	111	111
1DJ228	Hospitality Financial and Tech Pros	Hospitality Financial and Tech Pros	-			-	1,091	1,091
1DJ229	American Society of Civil Engineers	American Society of Civil Engineers	1,163	751		412	1,070	1,482
1DJ230	Chinese Scholars & Students Assoc.	Chinese Scholars & Students Assoc.	-			-	2,224	2,224
1DJ233	Silver Wings-Cunningham Chapter	Silver Wings-Cunningham Chapter	-		(54)	(54)	54	-
1DJ236	UNH Net Impact	UNH Net Impact	-			-	548	548
1DJ239	UNH Yellow Ribbon Club	UNH Yellow Ribbon Club	-		(344)	(344)	344	-
1DJ241	Knitting Club	Knitting Club	-			-	119	119
1DJ242	UNH Hammock Club	UNH Hammock Club	-			-	39	39
1DJ245	Alpha Epsilon Delta	Alpha Epsilon Delta	-			-	67	67
1DJ246	Contra UNH	Contra UNH	-			-	757	757
1DJ247	UNH Birding Club	UNH Birding Club	-		(148)	(148)	148	-
1DJ248	UNH Relay for Life	UNH Relay for Life	60	85		(25)	39	14
1DJ249	UNH VOX (Voices Planned Parenthood)	UNH VOX (Voices Planned Parenthood)	-			-	425	425
1DJ250	National Assoc. for Music Education	National Assoc. for Music Education	441	187		254	1,636	1,890
1DJ251	AIChE	AIChE	-			-	10	10
1DJ252	Women in Business	Women in Business	2,669	860		1,809	13,173	14,982
1DJ253	Sigma Tau Delta	Sigma Tau Delta	-			-	457	457

UNIVERSITY SYSTEM OF NEW HAMPSHIRE
DETAILED STATEMENT OF CHANGES IN OTHER INTERNALLY DESIGNATED FUNDS
FOR THE PERIOD ENDED JUNE 30, 2022

Fund #		Fund Name	Fiscal Year 2022 Revenues	Expenditures	Transfers	Net Change	Beginning Fund Balance 6/30/2022	Ending Fund Balance 6/30/2021
1DJ254	Kappa Sigma	Kappa Sigma	(1,007)		(1)	(1,008)	1,008	-
1DJ255	Amnesty International UNH	Amnesty International UNH	-	200		(200)	1,176	976
1DJ256	Students for St. Jude	Students for St. Jude	-			-	3,156	3,156
1DJ258	Vietnamese Student Association	Vietnamese Student Association	-	593		(593)	1,509	916
1DJ259	UNH Cookie Jar	UNH Cookie Jar	-			-	12	12
1DJ260	German Club	German Club	93	2		91	27	118
1DJ261	Sandpaper	Sandpaper	-		(579)	(579)	579	-
1DJ262	Student Occ. Therapy Assoc.	Student Occ. Therapy Assoc.	870	738		132	3,525	3,657
1DJ264	Animal Welfare Alliance	Animal Welfare Alliance	-	33		(33)	532	499
1DJ266	Teachers of Tomorrow	Teachers of Tomorrow	-			-	10	10
1DJ267	Therapeutic Art Club	Therapeutic Art Club	-			-	240	240
1DJ268	Chinese Language Club	Chinese Language Club	-		(5)	(5)	5	-
1DJ269	Pi Mu Epsilon	Pi Mu Epsilon	414	123		291	2,145	2,436
1DJ270	Student Armed Forces Association	Student Armed Forces Association	-			-	2,166	2,166
1DJ271	Theta Chi Zeta Chapter	Theta Chi Zeta Chapter	224			224	34	258
1DJ272	Nat'l Slavic Honor Dobro Slovo	Nat'l Slavic Honor Dobro Slovo	-			-	164	164
1DJ273	UNH PCMA	UNH PCMA	-		(83)	(83)	83	-
1DJ274	'Cats Pack Captains	'Cats Pack Captains	-	269		(269)	269	-
1DJ278	WildACTs	WildACTs	1,500	1,113		387	4,563	4,950
1DJ279	Alpha Xi Delta	Alpha Xi Delta	3,120	1,751		1,369	3,006	4,375
1DJ282	Women in Science	Women in Science	-			-	226	226
1DJ284	Her Campus	Her Campus	1,426	591		835	2,658	3,493
1DJ285	Friends of Jaclyn	Friends of Jaclyn	145	1,580		(1,435)	5,942	4,507
1DJ286	Meeple and Cardboard Syndicate	Meeple and Cardboard Syndicate	-			-	200	200
1DJ287	Winter Guard	Winter Guard	-			-	3,071	3,071
1DJ288	Craft Crazy	Craft Crazy	-	(41)		41	58	99
1DJ289	Eyes Open	Eyes Open	-		(50)	(50)	50	-
1DJ290	Dance Marathon	Dance Marathon	-			-	528	528
1DJ298	Soc. of Asian Scientists& Eng. SASE	Soc. of Asian Scientists& Eng. SASE	-			-	6	6
1DJ299	Scriptor	Scriptor	10			10	2,500	2,510
1DJ302	Tau Beta Pi	Tau Beta Pi	-			-	45	45
1DJ303	Alpha Gamma Rho	Alpha Gamma Rho	-			-	875	875
1DJ304	Alpha Phi	Alpha Phi	1,068			1,068	4,341	5,409
1DJ305	Chi Omega	Chi Omega	1,803	1,677		126	5,721	5,847
1DJ306	Alpha Chi Omega	Alpha Chi Omega	1,376			1,376	3,074	4,450
1DJ307	Kappa Delta	Kappa Delta	678			678	-	678
1DJ308	Tau Kappa Epsilon	Tau Kappa Epsilon	-	60		(60)	324	264
1DJ311	Sigma Nu	Sigma Nu	217			217	250	467
1DJ315	Sustainable Fisheries &Aquaculture	Sustainable Fisheries &Aquaculture	-			-	594	594
1DJ316	Bring It!	Bring It!	-		(20)	(20)	20	-
1DJ317	Pi Theta Epsilon	Pi Theta Epsilon	-			-	754	754
1DJ318	International Student Organization	International Student Organization	-			-	2,591	2,591
1DJ319	Magic Wheelchair	Magic Wheelchair	147	224		(77)	2,250	2,173
1DJ320	Chinese Student Music Association	Chinese Student Music Association	-		(26)	(26)	26	-
1DJ321	Iranian Association of NH (IAN)	Iranian Association of NH (IAN)	-			-	938	938
1DJ322	Middle Eastern Cultural Association	Middle Eastern Cultural Association	78	153		(75)	1,388	1,313
1DJ323	Phi Sigma Sigma	Phi Sigma Sigma	211			211	509	720
1DJ324	Anthropology Club	Anthropology Club	-			-	15	15
1DJ325	Veterinary Technician Club	Veterinary Technician Club	-		(181)	(181)	181	-
1DJ326	The UNH WildTones	The UNH WildTones	309			309	201	510
1DJ327	Stop the Sigma	Stop the Sigma	-			-	6	6
1DJ329	League of Legends Club	League of Legends Club	-		(118)	(118)	118	-
1DJ330	igem: Int'l Genetically Eng. Mx Org	igem: Int'l Genetically Eng. Mx Org	-		(1,590)	(1,590)	1,590	-
1DJ331	The Granite Yearbook	The Granite Yearbook	-			-	31	31
1DJ333	Girl Up UNH	Girl Up UNH	1,436	416		1,020	317	1,337
1DJ334	Extra Terrestrial Navigation Swarm	Extra Terrestrial Navigation Swarm	-			-	225	225
1DJ335	Autism Speaks U at UNH	Autism Speaks U at UNH	-			-	10	10
1DJ336	Indonesian Students Association	Indonesian Students Association	-			-	148	148
1DJ337	College Diabetes Network at UNH	College Diabetes Network at UNH	-			-	278	278
1DJ339	Muslim Student's Association	Muslim Student's Association	-			-	5,399	5,399
1DJ342	UNH American Fisheries Student Sub	UNH American Fisheries Student Sub	-			-	104	104
1DJ345	UNH Students for Global Health	UNH Students for Global Health	-			-	102	102
1DJ347	American Society of Mechanical Eng	American Society of Mechanical Eng	-	103		(103)	139	36
1DJ348	SPOON UNH	SPOON UNH	-			-	5	5
1DJ349	Trans UNH	Trans UNH	-			-	368	368
1DJ350	Phi Sigma	Phi Sigma	1,469	1,389		80	1,464	1,544
1DJ351	the UNH HSMAI CLub	the UNH HSMAI CLub	-			-	27	27
1DJ354	Turning Point USA at UNH	Turning Point USA at UNH	-			-	3	3
1DJ355	Nu Rho Psi	Nu Rho Psi	543	1,330		(787)	812	25
1DJ356	The Socratic Society	The Socratic Society	-			-	9	9
1DJ358	UNH Gen UN	UNH Gen UN	-			-	62	62
1DJ359	Pre Physician Assistant Student	Pre Physician Assistant Student	223	247		(24)	42	18
1DJ360	UNH Russain Club	UNH Russain Club	-	46		(46)	73	27
1DJ362	Alpha Tau Omega Fraternity	Alpha Tau Omega Fraternity	-			-	539	539
1DJ363	Am Soc for Biochem & Molecular Bio	Am Soc for Biochem & Molecular Bio	-			-	11	11
1DJ364	Japanese Cultural Club	Japanese Cultural Club	-			-	144	144
1DJ366	Caribbean Cats	Caribbean Cats	-			-	15	15
1DJ367	Alter Ego Dance Crew	Alter Ego Dance Crew	30			30	264	294
1DJ368	Changing Lives for Lilli	Changing Lives for Lilli	-			-	-	-
1DJ370	Sport Careers Club	Sport Careers Club	-	125		(125)	1,522	1,397
1DJ372	UNH Photography Society	UNH Photography Society	-			-	5	5
1DJ373	The NH Youth Movement at UNH	The NH Youth Movement at UNH	-			-	761	761
1DJ374	UNH Film CLub	UNH Film CLub	-			-	104	104
1DJ379	Neuroscience & Behavior Club	Neuroscience & Behavior Club	765	14		751	118	869
1DJ380	UNH Marine Technology Society	UNH Marine Technology Society	-			-	173	173
1DJ381	UNH Forestry Club	UNH Forestry Club	-			-	56	56
1DJ382	UNH American Choral Directors	UNH American Choral Directors	-			-	41	41
1DJ383	Chabad Jewish Student Group	Chabad Jewish Student Group	-			-	490	490
1DJ385	Lab Science Society	Lab Science Society	-			-	40	40
1DJ388	SoFA - Society of Future Actuaries	SoFA - Society of Future Actuaries	-			-	10	10

UNIVERSITY SYSTEM OF NEW HAMPSHIRE
DETAILED STATEMENT OF CHANGES IN OTHER INTERNALLY DESIGNATED FUNDS
FOR THE PERIOD ENDED JUNE 30, 2022

Fund #		Fund Name	Fiscal Year 2022 Revenues	Expenditures	Transfers	Net Change	Beginning Fund Balance 6/30/2022	Ending Fund Balance 6/30/2021
1DJ390	NALA	NALA	-	128		(128)	170	42
1DJ392	Partners for World Health	Partners for World Health	(100)	46		(146)	549	403
1DJ393	CHAARG	CHAARG	3,121	2,836		285	591	876
1DJ394	UNH Symphony Orchestra	UNH Symphony Orchestra	-			-	74	74
1DJ395	Alpha Sigma Phi	Alpha Sigma Phi	119	124		(5)	6	1
1DJ396	Green Living Club	Green Living Club	-			-	58	58
1DJ398	Catholic Student Oganization	Catholic Student Oganization	322			322	-	322
1DJ399	Psi Chi	Psi Chi	49	49		-	-	-
1DJ400	UNH Fly Fishing Club	UNH Fly Fishing Club	210	(210)		420	-	420
1DJ401	National Alliance of Mental Illness	National Alliance of Mental Illness	390	309		81	73	154
1DJ402	UNH SEDS	UNH SEDS	3,071	3,071		-	-	-
1DJ403	Leading Women of Tomorrow	Leading Women of Tomorrow	-	1,381	1,500	119	-	119
1DJ404	Red Shoe Club	Red Shoe Club	-			-	1	1
1DJ407	UNH Esports	UNH Esports	-	73	118	45	-	45
1DJ408	UNH Biomedical Engineering Society	UNH Biomedical Engineering Society	-			-	-	-
1DJ409	Chemistry Graduate Student Assoc.	Chemistry Graduate Student Assoc.	703	301		402	-	402
1DJ412	Reading the Rainbow Bookclub	Reading the Rainbow Bookclub	117	117		-	-	-
1DJ413	Amer Fisheries Soc Student Subunit	Amer Fisheries Soc Student Subunit	79	79		-	-	-
1DJ415	HOSA - Future Health Professionals	HOSA - Future Health Professionals	90	90		-	-	-
1DJ416	Women In Action	Women In Action	-			-	-	-
1DJ417	UNH Inst of Elec and Electronic Eng	UNH Inst of Elec and Electronic Eng	78	(287)		365	-	365
1DJ420	Cybersecurity Club	Cybersecurity Club	-			-	-	-
1DJ421	UNH Chapter Global Medical Brigades	UNH Chapter Global Medical Brigades	-			-	-	-
1DJ422	Upsilon Pi Epsilon	Upsilon Pi Epsilon	123			123	-	123
1DJ423	Spanish Club	Spanish Club	93			93	-	93
1DJG01	Women's Lacrosse Club	Women's Lacrosse Club	12,311	18,224		(5,913)	12,827	6,914
1DJG02	Men's Golf Club	Men's Golf Club	18,098	19,575		(1,477)	1,880	403
1DJG03	Badminton Club	Badminton Club	-		(462)	(462)	462	-
1DJG04	Cycling Club	Cycling Club	1,360	3,683		(2,323)	16,776	14,453
1DJG05	Fencing Club	Fencing Club	2,843	3,909		(1,066)	3,859	2,793
1DJG06	Judo Club	Judo Club	7,090	9,019		(1,929)	5,795	3,866
1DJG07	Shotokan Karate Club	Shotokan Karate Club	-			-	-	-
1DJG08	Sailing Club	Sailing Club	9,462	4,107		5,355	7,726	13,081
1DJG09	Men's Volleyball Club	Men's Volleyball Club	6,527	7,031		(504)	5,457	4,953
1DJG10	Women's Volleyball Club	Women's Volleyball Club	4,415	876		3,539	2,822	6,361
1DJG11	Woodsmen's Club	Woodsmen's Club	5,734	9,622		(3,888)	23,454	19,566
1DJG12	Tae Kwan Do Club	Tae Kwan Do Club	-			-	3,086	3,086
1DJG13	Men's Crew Club	Men's Crew Club	5,975	1,244		4,731	8,518	13,249
1DJG14	Men's Rugby Club	Men's Rugby Club	3,362	3,596		(234)	8,145	7,911
1DJG17	Figure Skating Club	Figure Skating Club	10,992	1,745		9,247	3,809	13,056
1DJG18	Women's Rugby Club	Women's Rugby Club	90	120		(30)	5,258	5,228
1DJG19	Dance Team Club	Dance Team Club	22,185	26,107		(3,922)	3,146	(776)
1DJG20	Men's Lacrosse Club	Men's Lacrosse Club	79,050	52,111		26,939	3,096	30,035
1DJG22	Ski and Snowboarding Club	Ski and Snowboarding Club	13,010	11,495		1,515	22,391	23,906
1DJG23	Archery Club	Archery Club	905	150		755	2,862	3,617
1DJG24	Wrestling Club	Wrestling Club	14,522	19,257		(4,735)	7,700	2,965
1DJG25	Baseball Club	Baseball Club	8,225	4,812		3,413	12,410	15,823
1DJG26	Women's Softball Club	Women's Softball Club	675			675	9,549	10,224
1DJG27	Rifle Club	Rifle Club	5,394	5,965		(571)	10,482	9,911
1DJG28	Men's Ice Hockey Club	Men's Ice Hockey Club	57,889	64,728		(6,839)	12,174	5,335
1DJG29	Women's Crew Club	Women's Crew Club	4,875	2,108		2,767	15,775	18,542
1DJG30	Tennis Club	Tennis Club	4,550	7,153		(2,603)	6,995	4,392
1DJG31	Nordic Ski Club	Nordic Ski Club	-		(1,197)	(1,197)	1,197	-
1DJG32	Climbing Club	Climbing Club	7,831	5,639		2,192	6,363	8,555
1DJG33	Men's Ultimate Frisbee Club	Men's Ultimate Frisbee Club	3,070	5,585		(2,515)	2,520	5
1DJG34	Women's Ultimate Frisbee Club	Women's Ultimate Frisbee Club	1,685	2,652		(967)	1,000	33
1DJG35	Rowing Spring Break Trip	Rowing Spring Break Trip	11,110	20,808		(9,698)	20,484	10,786
1DJG36	Women's Hockey Club	Women's Hockey Club	22,479	8,269		14,210	25,781	39,991
1DJG38	PAWS Program	PAWS Program	-			-	12,732	12,732
1DJGSC	Campus Rec - Sport Clubs	Campus Rec - Sport Clubs	-	832	1,674	842	645	1,487
1DJRSP	Recreation Special Events	Recreation Special Events	-		(14)	(14)	14	-
1DJNCA	SAFO non-capital Activity	SAFO non-capital Activity	-			-	50,000	50,000
1DJSAF	UNH Student Activity Fee	UNH Student Activity Fee	1,166,466	1,010,236	(150,000)	6,230	819,155	825,385
1DM3EE	UNHM Student Activities	UNHM Student Activities	92,772	95,770	1,090	(1,908)	66,633	64,725
1DMINT	Sign Lang Club	Sign Lang Club	-		(1,090)	(1,090)	1,090	-
	TOTAL STUDENT ACTIVITY FUNDS		2,970,216	1,691,553	(81,494)	1,197,169	1,695,917	2,893,086
	CENTER FOR COASTAL & OCEAN MAPPING							
1DZOM0	Center for Coastal & Ocean Mapping	Center for Coastal & Ocean Mapping	-	301,339	(40,454)	(341,793)	4,569,704	4,227,911
	TOTAL CENTER FOR COASTAL & OCEAN MAPPING		-	301,339	(40,454)	(341,793)	4,569,704	4,227,911
	INVESTMENTS IN INVENTORIES							
1DUINV	Inventories- UNH	Inventories- UNH	-		88,765	88,765	1,084,412	1,173,177
	TOTAL INVESTMENTS IN INVENTORIES		-	-	88,765	88,765	1,084,412	1,173,177
	ELLIOT TRUST							
1DA422	Elliot - AA Strategic Initiatives	Elliot - AA Strategic Initiatives	-	626,851	800,608	173,757	1,385,921	1,559,678
1DA463	Teaching Excellence Award	Teaching Excellence Award	-			-	14,205	14,205
1DC201	Alberta Johnson '32 Dance Quasi PO	Alberta Johnson '32 Dance Quasi PO	3,682	6,946		(3,264)	18,317	15,053
1DG420	John S. Elliott Trust Escrow	John S. Elliott Trust Escrow	863,865		(300,000)	563,865	823,292	1,387,157
1DGA25	Elliot Diversity Initiatives	Elliot Diversity Initiatives	2,800	386		2,414	9,682	12,096
1DGA30	McNair Scholars Program	McNair Scholars Program	-			-	-	-
	TOTAL ELLIOT TRUST		870,347	634,183	500,608	736,772	2,251,417	2,988,189
	FUNDRAISING INITIATIVES							
1DG404	University Advancement	University Advancement	211,381	(759,987)	78,315	1,049,683	4,031,919	5,081,602
1DG406	Chief Diversity Officer Discretion	Chief Diversity Officer Discretion	-	3,850	10,000	6,150	-	6,150
1DG441	Phonathon Program Automation	Phonathon Program Automation	-			-	10,129	10,129
	TOTAL FUNDRAISING INITIATIVES		211,381	(756,137)	88,315	1,055,833	4,042,048	5,097,881

UNIVERSITY SYSTEM OF NEW HAMPSHIRE
DETAILED STATEMENT OF CHANGES IN OTHER INTERNALLY DESIGNATED FUNDS
FOR THE PERIOD ENDED JUNE 30, 2022

Fund #		Fund Name	Fiscal Year 2022 Revenues	Expenditures	Transfers	Net Change	Beginning Fund Balance 6/30/2022	Ending Fund Balance 6/30/2021
	CONTINGENCY FUNDS							
1DB068	Woodlands Contingency Fund	Woodlands Contingency Fund	39,554	29,345		10,209	59,240	69,449
	TOTAL CONTINGENCY FUNDS		39,554	29,345	-	10,209	59,240	69,449
	PRIVATE GIFTS - OTHERS							
1DA490	Aulbani J. Beauregard Memorial Fund	Aulbani J. Beauregard Memorial Fund	567		4,936	5,503	-	5,503
	TOTAL IN SUPPORT OF USNH OPERATIONS		567	-	4,936	5,503	-	5,503
	IOD - RESERVES							
1DF056	IOD - reserves	IOD - reserves	3,638	508,850	429,246	(75,966)	616,789	540,823
	TOTAL IOD - RESERVES		3,638	508,850	429,246	(75,966)	616,789	540,823
	SVPR ROYALTIES							
1DRROY	SVPR Royalties	SVPR Royalties	468,748			468,748	1,421,373	1,890,121
	TOTAL SVPR ROYALTIES		468,748	-	-	468,748	1,421,373	1,890,121
	OTHER INTERNALLY DESIGNATED (<$500K)							
1D0ADJ	UNH Int Desig Adjustments	UNH Int Desig Adjustments	-	5,048,276	(811,466)	(5,859,742)	-	(5,859,742)
1DAMRG	UNH-GSC Merger Project	UNH-GSC Merger Project	-	213,202	127,755	(85,447)	-	(85,447)
1DAONL	UNH Online Strategic Investment	UNH Online Strategic Investment	-	157,113		(157,113)	-	(157,113)
1DQCOV	OBA: COVID-19 Activity Tracking	OBA: COVID-19 Activity Tracking	-	165,894		(165,894)	(2,428,622)	(2,594,516)
1DA001	Grad Contract Courses	AA Special Programs	11,225	8,548		2,677	247,812	250,489
1DA005	NEBHE Dissertation Scholar	NEBHE Dissertation Scholar	-	307		(307)	60,007	59,700
1DA006	NSF Cost of Educ Distribution	NSF Cost of Educ Distribution	-	14,533	15,040	507	69,214	69,721
1DA013	VPAA Discretionary	VPAA Discretionary	-	184,050	186,115	2,065	65,377	67,442
1DA016	Exchange Programs	Exchange Programs	2,200	3,920	4,896	3,176	13,846	17,022
1DA017	Washington Internship	Washington Internship	-	8,486		(8,486)	8,486	-
1DA019	Foreign Study	Foreign Study	-		(4,896)	(4,896)	4,896	-
1DA033	Evaluation Expertise	Evaluation Expertise	-		(430)	(430)	430	-
1DA039	International Student Programming	International Student Programming	220			220	6,466	6,686
1DA040	OISS Photo Services	OISS Photo Services	100			100	4,758	4,858
1DA041	Dean of Students Discretionary	Dean of Students Discretionary	-			-	6,575	6,575
1DA066	Carsey Center Operations	Carsey Center Operations	354,182	233,975	559	120,766	212,776	333,542
1DA074	NH Listens Facilitator Training	NH Listens Facilitator Training	-	(1,200)		1,200	3,681	4,881
1DA076	Cert in Community Dev Fin	Cert in Community Dev Fin	-			-	285	285
1DA194	Parent's Association Support	Parent's Association Support	13,850	30,612	21,000	4,238	42,531	46,769
1DA196	Phi Beta Kappa Support	Phi Beta Kappa Support	-	2,584	2,000	(584)	975	391
1DA401	Program Reviews	Program Reviews	-	54,473	82,286	27,813	269,503	297,316
1DA460	VP Instructional	VP Instructional	-		(88,519)	(88,519)	88,519	-
1DA480	Honors Discovery Program	Honors Discovery Program	-			-	25	25
1DA487	McNair Scholars Program - CS	McNair Scholars Program - CS	-	105,456	166,000	60,544	39,028	99,572
1DA488	Vet. Affairs Reporting Fee-Durham	Veterans Affairs Reporting Fee	7,632	4,065		3,567	17,126	20,693
1DA489	MOSDEF: Men of Strength Div Edu Fam	MOSDEF: Men of Strength Div Edu Fam	-			-	109	109
1DAADV	UNH Pre-ADVANCE	UNH Pre-ADVANCE	-			-	12,757	12,757
1DAASP	Advancing Science Program	Advancing Science Program	-	64	1,500	1,436	-	1,436
1DACON	Connect Book Fund	Connect Book Fund	-		(23)	(23)	23	-
1DACTE	Counseling Center Case Mngmt.	Counseling Center Case Mngmt.	-			-	180,000	180,000
1DADIS	Disability Serv Student Interpreter	Disability Serv Student Interpreter	-			-	267,317	267,317
1DAECI	AA Electronic Campus Initiatives	AA Electronic Campus Initiatives	-	17,350	158,787	141,437	171,123	312,560
1DAGNR	NRESS Grad Educ Award	NRESS Grad Educ Award	-			-	1	1
1DAINX	Inclusive Excellence and Advance IT	Inclusive Excellence and Advance IT	-	70,091	27,366	(42,725)	113,216	70,491
1DALCT	Leitzel Center	Leitzel Center	-	48,409	109,927	61,518	148,927	210,445
1DALDR	Leadership Training	Leadership Training	-		(54,861)	(54,861)	54,861	-
1DALRV	Leitzel Ctr - Varner CoRE	Leitzel Ctr - Varner CoRE	-			-	2	2
1DAMHH	Holt-Shannon Core Funding	1DAMHH	-	29,555	30,000	445	-	445
1DAMPA	MPA Prof Assoc Conferences	MPA Prof Assoc Conferences	-			-	1,133	1,133
1DANPR	VPAA Provost Transtion Fund	VPAA Provost Transtion Fund	-		(4,470)	(4,470)	4,470	-
1DAOSP	Outreach Scholars Program	Outreach Scholars Program	-	12,947		(12,947)	16,850	3,903
1DAOTP	Outreach Institutional Partnerships	Outreach Institutional Partnerships	-	3,963		(3,963)	43,678	39,715
1DAPOW	Powwow Fund	Powwow Fund	-			-	36	36
1DARVA	PI Ruth Varner	PI Ruth Varner	-	5,383	1,921	(3,462)	3,365	(97)
1DASJW	Climate Change and Food System Nexs	J. Wilhelm - Core Award	-	6,067		(6,067)	10,814	4,747
1DASPE	Sustainability-SIMAP Program Expens	Sustainability-SIMAP Program Expens	86,605	78,071		8,534	39,442	47,976
1DASPP	Sustainability Gold to Platinum	Sustainability Gold to Platinum	-	122,589	122,589	-	-	-
1DASUS	Sustainability Conferences	Sustainability Conferences	40,455	84,259		(43,804)	44,913	1,109
1DAURC	Undergrad Research Conference	Undergrad Research Conference	-			-	1,634	1,634
1DB007	Farm Residences	Farm Residences	72,380	53,296		19,084	97,047	116,131
1DB021	Nr Woodlands Program	Nr Woodlands Program	-	120,017	113,052	(6,965)	16,079	9,114
1DB027	Diagnostic Services-insects	Diagnostic Services-insects	95	1,054	1,025	66	(65)	1
1DB033	Ts Equine Events	Ts Equine Events	-	508		(508)	1,924	1,416
1DB037	Project Smart	Project Smart	6,500	1,821		4,679	2,475	7,154
1DB039	Career Mobility - med Tech	Career Mobility - med Tech	-			-	1,708	1,708
1DB043	Water Quality Analysis Lab	Water Quality Analysis Lab	33,281	50,983		(17,702)	57,656	39,954
1DB045	Therapeutic Riding Program	Therapeutic Riding Program	10,900	11,936		(1,036)	3,637	2,601
1DB048	NH Veterinary Diagnostic Laboratory	NH Veterinary Diagnostic Laboratory	1,233,044	1,185,952		47,092	245,850	292,942
1DB050	Jones Sample Analysis	Jones Sample Analysis	31,290	23,389		7,901	30,301	38,202
1DB051	Cream Progam	Cream Progam	84	5,175		(5,091)	5,248	157
1DB058	Hubbard Genomics Center	Hubbard Genomics Center	-			-	63,956	63,956
1DB059	NREN Organizations & Events	NREN Organizations & Events	-			-	1,366	1,366
1DB062	Genomics Service Center	Genomics Service Center	201,176	154,509	(82,489)	(35,822)	43,729	7,907
1DB065	Center for Freshwater Biology	Center for Freshwater Biology	-			-	2,736	2,736
1DB071	Farm Vehicle&Equipment Replacement	Farm Vehicle&Equipment Replacement	-		(716)	(716)	716	-
1DB079	ANFS Equipment Replacement	ANFS Equipment Replacement	-	1,507		(1,507)	16,999	15,492
1DB080	Nutrition Lab Equip Replacement	Nutrition Lab Equip Replacement	-			-	1,700	1,700
1DB086	Biological Sciences Equipment Fund	Biological Sciences Equipment Fund	-	2,040		(2,040)	98,843	96,803
1DB087	MCBS Equipment Fund	MCBS Equipment Fund	-			-	91,540	91,540
1DB088	Nat Resource & Env Equip Fund	Nat Resource & Env Equip Fund	-			-	141,570	141,570
1DB100	Dean's Discretionary Fund - COLSA	Dean's Discretionary Fund - COLSA	-	18,583		(18,583)	539,017	520,434
1DB102	Women & STEM	Women & STEM	-			-	211	211

UNIVERSITY SYSTEM OF NEW HAMPSHIRE
DETAILED STATEMENT OF CHANGES IN OTHER INTERNALLY DESIGNATED FUNDS
FOR THE PERIOD ENDED JUNE 30, 2022

Fund #		Fund Name	Fiscal Year 2022 Revenues	Fiscal Year 2022 Expenditures	Fiscal Year 2022 Transfers	Fiscal Year 2022 Net Change	Beginning Fund Balance 6/30/2022	Ending Fund Balance 6/30/2021
1DB103	CoRE: Memory Formation	CoRE: Memory Formation	-		30,000	30,000	-	30,000
1DB104	CoRE:assessment of invasive species	CoRE:assessment of invasive species	-		29,826	29,826	-	29,826
1DB105	CoRE:Agroforestry in Northeast U.S.	CoRE:Agroforestry in Northeast U.S.	-	2,309	99,970	97,661	-	97,661
1DB106	CoRE:beta-platform affi-BAMS system	CoRE:beta-platform affi-BAMS system	-		30,000	30,000	-	30,000
1DB404	BINAX/REM PROJECTS	BINAX/REM PROJECTS	-			-	422	422
1DB421	NHDVL Equipment Fund	NHDVL Equipment Fund	-	404	141,892	141,488	543	142,031
1DB422	Poultry Exp Education Program	Small Livestock Account	443	175		268	1,110	1,378
1DB425	North American Moose	North American Moose	-			-	1,087	1,087
1DB429	River Herring - Berlinsky	River Herring - Berlinsky	-			-	4,496	4,496
1DB438	Chu Instrumentation Center	Chu Instrumentation Center	1,300	(1,546)	(236)	2,610	6,601	9,211
1DB440	CoRE PRP 2017-2018 Andrade	CoRE PRP 2017-2018 Andrade	-	52		(52)	52	-
1DB441	CoRE PRP 2017-2018 Asbjornsen	CoRE PRP 2017-2018 Asbjornsen	-			-	357	357
1DB444	Brewery Program Services	Brewery Program Services	2,890	2,742		148	2,176	2,324
1DB445	Brown Molecular Analytics	Brown Molecular Analytics	8,545	1,201		7,344	1,416	8,760
1DB448	CoRE 2019-20 Poleatewich	CoRE 2019-20 Poleatewich	-	1,853		(1,853)	6,096	4,243
1DB449	CoRE 2019-20 Plachetzki	CoRE 2019-20 Plachetzki	-			-	15,000	15,000
1DB450	Smith Vehicle Fund	Smith Vehicle Fund	-	250		(250)	(60)	(310)
1DB451	CoRE 2020-21 Elsawa	CoRE 2020-21 Elsawa	-	5,127		(5,127)	5,127	-
1DB452	Rowe Vehicle Fund	Rowe Vehicle Fund	-	(642)		642	(105)	537
1DB453	CoRE IWG FY21 Hale	CoRE IWG FY21 Hale	-	1,195		(1,195)	4,382	3,187
1DB454	CoRE PRP FY21 Asbjornsen	CoRE PRP FY21 Asbjornsen	-	7,568		(7,568)	10,318	2,750
1DB455	CoRE PRP FY21 Ernakovich	CoRE PRP FY21 Ernakovich	-	16,460		(16,460)	16,515	55
1DB456	CoRE PRP FY21 Whistler	CoRE PRP FY21 Whistler	-	424		(424)	-	(424)
1DB457	CoRE PRP FY21 Chen	CoRE PRP FY21 Chen	-	15,247		(15,247)	15,285	38
1DB600	STEM Initiatives	Stem Initiatives	-			-	26,743	26,743
1DB700	COLSA Equip Replacement & R&R	COLSA Equip Replacement & R&R	-	2,813	1,934,641	1,931,828	201,115	2,132,943
1DC007	Project Search	Project Search	28,312	15,805	15,372	27,879	-	27,879
1DC020	Replication Study On Violence	Replication Study On Violence	-			-	754	754
1DC021	UNH Survey Center	UNH Survey Center	5,511	(64,428)	93,361	163,300	(21)	163,279
1DC035	Literacy Lab	Literacy Lab	-			-	22,380	22,380
1DC044	Summer Youth Music School	Summer Youth Music School	-	1,463		(1,463)	3,873	2,410
1DC045	Clark Terry/UNH Festival	Clark Terry/UNH Festival	15,947	2,441		13,506	2,789	16,295
1DC046	Theater Resources for Youth	Theater Resources for Youth	11,586	16,085	4,120	(379)	380	1
1DC054	Piano Extension Program	Piano Extension Program	10,767	13,115		(2,348)	20,806	18,458
1DC058	Family Research Lab	Family Research Lab	-	118,308	133,602	15,294	36,503	51,797
1DC063	COLA Non-Cap Small Projects	COLA Non-Cap Small Projects	-	4,445		(4,445)	32,099	27,654
1DC064	Composition Pgm Royalties Fund	Composition Pgm Royalties Fund	11,850	10,058		1,792	22,342	24,134
1DC068	The Confucius Institute	The Confucius Institute	-	1,856		(1,856)	3,106	1,250
1DC073	Int'l Conference on Social Stress	Int'l Conference on Social Stress	13,075	5,152		7,923	9,985	17,908
1DC078	Future Leaders Institute Camp	Future Leaders Institute Camp	-			-	3,985	3,985
1DC079	Power Play Interactive Theatre	Power Play Interactive Theatre	194,339	232,576		(38,237)	69,397	31,160
1DC081	Marching Band Student Programs	Marching Band Student Programs	-	44,974	44,000	(974)	1,866	892
1DC086	Art Camp	Art Camp	-	2,228		(2,228)	30,432	28,204
1DC087	Writer's Academy	Writer's Academy	-	4,661		(4,661)	7,309	2,648
1DC088	Theatre Camp	Theatre Camp	-	179		(179)	19,545	19,366
1DC089	Music Community Outreach	Music Community Outreach	8,610	1,961	(9,635)	(2,986)	4,015	1,029
1DC091	Education Initiatives	Education Initiatives	-	7,362		(7,362)	14,341	6,979
1DC094	Literacy Center Programs	Literacy Center Programs	4,735	1,088		3,647	19,509	23,156
1DC095	NE Council Latin American Studies	NE Council Latin American Studies	(2,900)	204		(3,104)	2,950	(154)
1DC098	uSafeUS	uSafeUS	-			-	-	-
1DC099	CoRE 2020-2021 Silva	CoRE 2020-2021 Silva	-	180		(180)	1,060	880
1DC100	CoRE Youth Retention Initiative	CoRE Youth Retention Initiative	-	877		(877)	5,858	4,981
1DC101	CoRE CiRCUiTs	CoRE CiRCUiTs	-	591		(591)	11,775	11,184
1DC102	Prism	Prism	8,555	2,732		5,823	-	5,823
1DC103	Signal Panel	Signal Panel	8,075	31,239	30,000	6,836	-	6,836
1DC105	Youth Band	Youth Band	5,125	2,209	2,635	5,551	-	5,551
1DC106	Youth Symphony	Youth Symphony	5,375	5,194	7,000	7,181	-	7,181
1DC107	Develop & Sustain Literacy Edu-NH	Develop & Sustain Literacy Edu-NH	-		15,000	15,000	-	15,000
1DC184	Alfred&Sallie Lamberton Quasi Payou	Alfred&Sallie Lamberton Quasi Payou	9,206	1,729		7,477	25,787	33,264
1DC232	Italian Studies Quasi Payout	Italian Studies Quasi Payout	4,612	5,238		(626)	14,274	13,648
1DCECS	Eighteenth Century Studies Journal	Eighteenth Century Studies Journal	-			-	-	-
1DCFDR	COLA Faculty Desktop	COLA Faculty Desktop	-	65,806	21,788	(44,018)	53,973	9,955
1DCFVT	Fox Valley Technical College	Fox Valley Technical College	77,850	78,675		(825)	825	-
1DCITL	COLA IT Lab Fund	COLA IT Lab Fund	-			-	352	352
1DCMER	Music Equip Maintain/Replace	Music Equip Maintain/Replace	-	34,390		(34,390)	93,847	59,457
1DCMTR	Mock Trial Justice Studies Experien	Mock Trial Justice Studies Experien	1,005	2,827		(1,822)	3,299	1,477
1DCPUN	Project United Nations	Project United Nations	-	8,543	4,500	(4,043)	5,888	1,845
1DCTIX	Performing Arts Box Office	Performing Arts Box Office	1,078	(3,005)	(720)	3,363	6,156	9,519
1DCTPD	Theatre Productions	Theatre Productions	-	(15,000)	18,850	33,850	-	33,850
1DD020	NUMIFORM 2019 Conference	Sculp Surf Machining Conference	-			-	2,024	2,024
1DD032	Earth Science Van	Earth Science Van	-		56,656	56,656	-	56,656
1DD033	Earth Science Club	Earth Science Club	-			-	304	304
1DD036	Ctr for Spills in the Environment	Ctr for Spills in the Environment	-			-	4,631	4,631
1DD038	CEPS Career Counseling & Outreach	CEPS Career Counseling & Outreach	3,000	2,680		320	772	1,092
1DD041	Paleomagnetism Analysis (W.Clyde)	Paleomagnetism Analysis (W.Clyde)	-			-	11,372	11,372
1DD043	Organic Syntheses	Organic Syntheses	15,000	8,567		6,433	8,330	14,763
1DD046	Stormwater Demonstrations	Stormwater Demonstrations	6,500	1,394		5,106	11,070	16,176
1DD047	ICP Instrument	ICP Instrument	-			-	23,189	23,189
1DD048	Computational Mechanics Lab	Computational Mechanics Lab	-	1,353		(1,353)	2,299	946
1DD058	AttoM Lab	AttoM Lab	-	586		(586)	2,252	1,666
1DD061	Sedimentology Lab	Sedimentology Lab	-	(123)		123	-	123
1DD062	Cosmogenic Isotope Lab	Cosmogenic Isotope Lab	22,784	11,743		11,041	10,736	21,777
1DD063	UNH Civil Engineer Alumni	UNH Civil Engineer Alumni	15,870	17,943		(2,073)	53,318	51,245
1DD066	Tech Camp	Tech Camp	-	(947)		947	(1,091)	(144)
1DD068	CEPS Alumni Society	CEPS Alumni Society	-			-	10,557	10,557
1DD072	A-Lot Monitoring - Stormwater	A-Lot Monitoring - Stormwater	-			-	12	12
1DD073	Nanostructured Polymers Res Ctr	Nanostructured Polymers Res Ctr	-			-	3,771	3,771
1DD074	Usage Fees - FPF	Usage Fees - FPF	-			-	(303)	(303)
1DD075	UCIRC	UCIRC	-	1,000		(1,000)	9,421	8,421
1DD076	CAMMI	CAMMI	-	286		(286)	6,432	6,146

UNIVERSITY SYSTEM OF NEW HAMPSHIRE
DETAILED STATEMENT OF CHANGES IN OTHER INTERNALLY DESIGNATED FUNDS
FOR THE PERIOD ENDED JUNE 30, 2022

Fund #		Fund Name	Fiscal Year 2022 Revenues	Expenditures	Transfers	Net Change	Beginning Fund Balance 6/30/2022	Ending Fund Balance 6/30/2021
1DD078	JOAMC Services	JOAMC Services	85,786	116,982		(31,196)	88,575	57,379
1DD079	CoRE IWG 2017-18	CoRE IWG 2017-18	-		(1,189)	(1,189)	1,189	-
1DD080	CoRE IWG 2017-18 - Bauer	CoRE IWG 2017-18 - Bauer	-	1,107		(1,107)	2,783	1,676
1DD081	CoRE IWG 2017-2018	CoRE IWG 2017-2018	-	402		(402)	5,171	4,769
1DD083	CoRE PRP 2017-2018 - Kinsey	CoRE PRP 2017-2018 - Kinsey	-			-	-	-
1DD087	CoRE PRP 2019-2020 - Halpern	CoRE PRP 2019-2020 - Halpern	-			-	-	-
1DD088	CoRE PRP 2019-2020 - Begum	CoRE PRP 2019-2020 - Begum	-			-	6,485	6,485
1DD091	Geology Journal	Geology Journal	9,000	1,771		7,229	14,950	22,179
1DD094	CoRE: Inhibit enzyme - COVID-19	CoRE: Inhibit enzyme - COVID-19	-	1,019		(1,019)	1,125	106
1DD095	CoRE: PRP 2020-2021 - Teng	CoRE: PRP 2020-2021 - Teng	-	18,385		(18,385)	18,385	-
1DD096	CoRE: PRP CoRE - Ghayoomi	CoRE: PRP CoRE - Ghayoomi	-	14,388		(14,388)	21,597	7,209
1DD100	CoRE: 10 Big Ideas at NSF	CoRE: 10 Big Ideas at NSF	-		30,000	30,000	-	30,000
1DD101	CoRE: Active ankle-foot prostheses	CoRE: Active ankle-foot prostheses	-		30,000	30,000	-	30,000
1DD102	CoRE: high-density microelectrode	CoRE: high-density microelectrode	-		30,000	30,000	-	30,000
1DD103	CoRE: Promote Tissue Vascularizatio	CoRE: Promote Tissue Vascularizatio	-		30,000	30,000	-	30,000
1DD104	CoRE: Conversion of Carbon Dioxide	CoRE: Conversion of Carbon Dioxide	-		30,000	30,000	-	30,000
1DD172	Harold Warren Quasi (Chemistry) PO	Harold Warren Quasi (Chemistry) PO	7,656			7,656	39,971	47,627
1DD316	Chemistry Stockroom	Chemistry Stockroom	25,835	32,663		(6,828)	21,445	14,617
1DD406	EPIC Summer Camp	EPIC Summer Camp	-	481		(481)	508	27
1DD407	MDPI Travel Fund	MDPI Travel Fund	-			-	1,444	1,444
1DD408	OE Wave Tank	OE Wave Tank	60,452	46,780		13,672	34,395	48,067
1DD500	CEPS Faculty StartUp Fund	CEPS Faculty StartUp Fund	-	13,307	148,710	135,403	-	135,403
1DDDCH	Chen CORE Funding	Chen CORE Funding	-	21,796	30,000	8,204	-	8,204
1DDENV	CEPS Environmental Engineering	CEPS Environmental Engineering	-	5,470	56,420	50,950	55,914	106,864
1DDKEI	Chemical Engr Internally Designated	Chemical Engr Internally Designated	720	829	(4,020)	(4,129)	22,336	18,207
1DE002	Marketing Projects	Marketing Projects	15,250	12,884		2,366	18,939	21,305
1DE004	Decision Science Entrepreneur Intrn	Decision Science Entrepreneur Intrn	10,950	11,948		(998)	3,541	2,543
1DE005	Post Tenure Fac Development	Post Tenure Fac Development	-	2,874		(2,874)	33,227	30,353
1DE337	Rosenberg Franchise Center	Rosenberg Franchise Center	-	31,422	40,248	8,826	8,965	17,791
1DE357	Gourmet Dinner	Gourmet Dinner	8,040	6,368		1,672	1	1,673
1DE3FP	Executive Programs Liquor	Executive Programs Liquor	-			-	100	100
1DE500	Inquiry Course Program	Inquiry Course Program	-			-	58,143	58,143
1DE501	PAUL Start Up Funding	PAUL Start Up Funding	-		1,970	1,970	-	1,970
1DE550	Social Venture Innovation Challenge	Social Venture Innovation Challenge	-			-	812	812
1DE700	Venkatachalam Undergrad Resrch Fund	Venkatachalam Undergrad Resrch Fund	-	2,446	(3,500)	(5,946)	62,419	56,473
1DE800	PAUL Discretionary Fund	PAUL Discretionary Fund	-	554		(554)	7,713	7,159
1DE900	Associate Dean Support Fund	Associate Dean Support Fund	-			-	4,146	4,146
1DEACF	ACFI Conference	ACFI Conference	-		10,000	10,000	-	10,000
1DECAP	Paul College Technology Cap Reserve	Paul College Technology Cap Reserve	-		784,076	784,076	-	784,076
1DEHSP	Hospitality Sponsorship Fund	Hospitality Sponsorship Fund	3,716	706		3,010	11,972	14,982
1DEVCZ	Voice Z - Student Mktg Projects	Voice Z - Student Mktg Projects	3,500	(760)		4,260	6,666	10,926
1DF001	Cardiac Rehab	Cardiac Rehab	16,147	8,496		7,651	9,250	16,901
1DF002	Outdoor Pursuits	Outdoor Pursuits	-			-	4,185	4,185
1DF009	Community Testing	Community Testing	2,150			2,150	12,369	14,519
1DF011	Fireside Program	Fireside Program	-			-	634	634
1DF012	Sports Studies	Sports Studies	-			-	204	204
1DF016	Kinesiology Workshop/Conf	Kinesiology Workshop/Conf	1,050	13,017		(11,967)	91,309	79,342
1DF017	Social Work Workshop/Conf	Social Work Workshop/Conf	-	4,634		(4,634)	41,659	37,025
1DF018	Occupational Therapy Workshop	Occupational Therapy Workshop	400	2,829		(2,429)	82,822	80,393
1DF019	RMP Workshop/Conference	RMP Workshop/Conference	5,000	17,090		(12,090)	116,441	104,351
1DF020	CD Workshop/Conference	CD Workshop/Conference	-	2,710		(2,710)	73,188	70,478
1DF021	Nursing Workshop/Conference	Nursing Workshop/Conference	-	5,000		(5,000)	90,235	85,235
1DF022	Family Studies Conference/Workshop	Family Studies Conference/Workshop	-	8,825		(8,825)	47,894	39,069
1DF023	HMP Workshop/Conferences	HMP Workshop/Conferences	-			-	57,404	57,404
1DF025	Fac/Staff fitness	Fac/Staff fitness	-	6,064	20,000	13,936	39,794	53,730
1DF027	IOD Training Workshops	IOD Training Workshops	134,300	12,701	1,631	123,230	8,311	131,541
1DF029	Northeast Passage Fee Income	Northeast Passage Fee Income	367,490	584,456	273,000	56,034	54,610	110,644
1DF031	IHPP	IHPP	18,100	293,851	373,199	97,448	367,252	464,700
1DF032	Healthy UNH	Healthy UNH	-	123,860	123,828	(32)	-	(32)
1DF033	Medicaid Claiming	Medicaid Claiming	41,122	11,217		29,905	62,105	92,010
1DF035	START	START	4,348,007	2,864,253		1,483,754	1,208,513	2,692,267
1DF036	Center on Aging & Community Living	Center on Aging & Community Living	5,945	4,854		1,091	6,118	7,209
1DF037	Center for Inclusive Education	Center for Inclusive Education	-			-	12,454	12,454
1DF039	RENEW	RENEW	711,355	562,598		148,757	384,200	532,957
1DF040	CSDC Conferences and Workshops	CSDC Conferences and Workshops	-	(2,375)	33,739	36,114	13,898	50,012
1DF044	Assistive Technology	Assistive Technology	-	370		(370)	53,304	52,934
1DF046	CACL Center Evaluation	CACL Center Evaluation	-		(41)	(41)	41	-
1DF050	Seacoast Clinic	Seacoast Clinic	-	(205)		205	3,066	3,271
1DF058	CoRE Risk & Resiliance	CoRE Risk & Resiliance	-			-	6,647	6,647
1DF059	IWG on New Frontiers of Work	IWG on New Frontiers of Work	-	1,111		(1,111)	11,636	10,525
1DF060	Effectiveness of Telehealthy FFP	Effectiveness of Telehealthy FFP	-	4,998		(4,998)	9,834	4,836
1DF100	CoRE: UNH Early Childhood Institute	CoRE: UNH Early Childhood Institute	-		15,000	15,000	-	15,000
1DF500	HHS Start Up Funding	HHS Start Up Funding	-	5,776	5,776	-	-	-
1DFCAP	CHHS Capital Reserve	CHHS Capital Reserve	-		6,620,498	6,620,498	-	6,620,498
1DFHSS	IEHSS Indirect Cost Return	IEHSS Indirect Cost Return	-	17,121	35,171	18,050	-	18,050
1DG018	Council of Presidents	Council of Presidents	-	4,697		(4,697)	101,090	96,393
1DG024	Business Services Equip Replacement	Business Services Equip Replacement	-	13,795	(22,684)	(36,479)	36,478	(1)
1DG025	Comm Equty Diversity Equip Replmnt	Comm Equty Diversity Equip Replmnt	-	3,729		(3,729)	18,011	14,282
1DG026	UNH Campus Climate Survey	UNH Campus Climate Survey	-	22,272	22,272	-	-	-
1DG027	Human Resources Equipmnt Replacmn	Human Resources Equipmnt Replacmn	-	13,577	(2,631)	(16,208)	16,207	(1)
1DG028	Finance Equipment Replacement	Central Admin BSC Equipmnt Replacmn	-	9,713	2,162	(7,551)	29,788	22,237
1DG201	VPAD Discretionary Fund	VPAD Discretionary Fund	-	255	255	-	-	-
1DG403	CFO Discretionary Fund	VPFA Discretionary Fund	-		1,745	1,745	1,815	3,560
1DG446	Photo and Video Services Equip Repl	Photo and Video Services Equip Repl	-	28,883		(28,883)	28,890	7
1DG454	NAGPRA	NAGPRA	-			-	45,447	45,447
1DGA38	NH Statewide Summit	NH Statewide Summit	-			-	119	119
1DGAFD	Affirmative Action Diversity Fund	Affirmative Action Diversity Fund	-			-	203	203
1DGBSC	121 Tech Dr, Suite 111 - Operating	121 Tech Dr, Suite 111 - Operating	-		(2,162)	(2,162)	2,162	-
1DGPD2	Dive and Deliver (CED initiative)	Dive and Deliver (CED initiative)	-	1,085		(1,085)	14,712	13,627
1DH101	UNHL Clinic Improvements	UNHL Clinic Improvements	-	1,899		(1,899)	1,904	5

UNIVERSITY SYSTEM OF NEW HAMPSHIRE
DETAILED STATEMENT OF CHANGES IN OTHER INTERNALLY DESIGNATED FUNDS
FOR THE PERIOD ENDED JUNE 30, 2022

Fund #		Fund Name	Fiscal Year 2022 Revenues	Expenditures	Transfers	Net Change	Beginning Fund Balance 6/30/2022	Ending Fund Balance 6/30/2021
1DH103	UNHL DWS Programing	UNHL DWS Programing	-		650	650	1,300	1,950
1DH310	UNHL Dean's Discretionary Fund	UNHL Dean's Discretionary Fund	-	11,975	9,300	(2,675)	2,674	(1)
1DH311	Law Library Improvements	Law Library Improvements	-		150,000	150,000	310,000	460,000
1DH410	Student Accommodation	Student Accommodation	-			-	5,000	5,000
1DH430	UNHL - Craig Fellowships	UNHL - Craig Fellowships	-			-	2,583	2,583
1DH450	International Recruitment-Law	International Recruitment-Law	-	4,708		(4,708)	11,338	6,630
1DH530	UNHL Merch	UNHL Merch	11,568	7,338		4,230	130	4,360
1DH53A	Law IT Equipment Replacement	Law IT Equipment Replacement	-	62,803	111,000	48,197	540,330	588,527
1DH53B	Law Audio-Video Equip Replacement	Law Audio-Video Equip Replacement	-	52,644	64,000	11,356	163,935	175,291
1DH53C	Law Furniture and Fixtures	Law Furniture and Fixtures	-	63,910	50,000	(13,910)	260,732	246,822
1DH53D	UNHL R&R Reserves	UNHL R&R Reserves	-	32,999	531,195	498,196	-	498,196
1DHADJ	UNH Law IDES Adjustments	UNH Law IDES Adjustments	-	2,476	2,476	-	-	-
1DHPEI	President's Employee Morale Initiat	President's Employee Morale Initiat	-		25,000	25,000	-	25,000
1DHWIP	WIPO-Franklin Pierce IP Summer Inst	WIPO-Franklin Pierce IP Summer Inst	-		(49,383)	(49,383)	49,383	-
1DJ163	Dairy Club	Dairy Club	1,691	1,489		202	2,884	3,086
1DJ174	Oxfam UNH	Oxfam UNH	-			-	173	173
1DJ209	Active Minds UNH	Active Minds UNH	-		(2,142)	(2,142)	2,142	-
1DJ291	Lambda Chi Alpha	Lambda Chi Alpha	-			-	45	45
1DJ292	Xi Sigma Pi	Xi Sigma Pi	589	170		419	1,497	1,916
1DJ293	Geocaching Club	Geocaching Club	-		(69)	(69)	69	-
1DJG37	Outdoor Equipment	Outdoor Equipment	735			735	6,081	6,816
1DKADJ	UNH ET&S Int Desig Adjustments	UNH ET&S Int Desig Adjustments	-	(635,162)	(635,162)	-	-	-
1DL003	Small Workshops	Small Workshops	500	2,128		(1,628)	17,579	15,951
1DL004	Bookstore	Bookstore	-			-	-	-
1DLG01	URI Library School Account	URI Library School Account	-			-	12,621	12,621
1DLMUS	Museum Surplus Fund	Museum Surplus Fund	-			-	112	112
1DLPGE	Ralph Page Dance Event	Ralph Page Dance Event	-			-	230	230
1DLSPC	Special Collections	Special Collections	5,912	16,227		(10,315)	35,809	25,494
1DLSTE	Library Strategic Investment	STEM Backfile	-			-	1,127,558	1,127,558
1DLVAN	Library Vehicle Replacement	Library Vehicle Replacement	-			-	59,355	59,355
1DM008	UNHM Equipment Replacement	UNHM Equipment Replacement	-		74,896	74,896	-	74,896
1DM3FX	Alumni	Alumni	-		(291)	(291)	291	-
1DM3MD	Dean's Discretionary Fund	Dean's Discretionary Fund	-	30		(30)	697	667
1DM400	CoRE IWG FY21 Sabin	CoRE IWG FY21 Sabin	-	10,191		(10,191)	12,138	1,947
1DMADJ	UNHM Int Desig Adjustments	UNHM Int Desig Adjustments	-	(16,975)	(16,975)	-	-	-
1DMBET	Engineering Technology Program	Engineering Technology Program	-	29,897		(29,897)	59,155	29,258
1DMBIC	BIC Incubator	BIC Incubator	274,327	104,294		170,033	45,006	215,039
1DMDEV	Developmental Education Fund	Developmental Education Fund	-			-	1,500	1,500
1DMESP	Engagement STEM Partnerships	Engagement STEM Partnerships	-			-	1,409	1,409
1DMFAC	Faculty Professional Development	Faculty Professional Development	-	10,840	20,000	9,160	-	9,160
1DMITR	IT Reserve	IT Reserve	-			-	1,364	1,364
1DMOUT	Outreach Scholarship Grants	Outreach Scholarship Grants	-			-	683	683
1DMSTE	STEM Evaluation	STEM Evaluation	-			-	7,077	7,077
1DMSTP	UNHM Strategic Planning (Huron)	UNHM Strategic Planning (Huron)	-			-	3,125	3,125
1DMVET	Veterans Reporting Fees	Veterans Reporting Fees	1,934	(210)		2,144	3,044	5,188
1DP001	UNH Police Drug Forfeiture	UNH Police Drug Forfeiture	159	1,150		(991)	31,304	30,313
1DP002	Federal Drug Forfeiture-DOJ	Federal Drug Forfeiture-DOJ	-	298		(298)	4,530	4,232
1DP003	UNH Police Dispatch Equipment Repl	UNH Police Dispatch Equipment Repl	-	211,705	208,000	(3,705)	87,692	83,987
1DP004	Alternate Care Site	HRC Surge Facility	6,522	(574)		7,096	3,883	10,979
1DP005	UNH Police Emergency Preparedness	UNH Police Emergency Preparedness	-	40,840		(40,840)	337,729	296,889
1DP006	UNH Police Vehicle Replacement	UNH Police Vehicle Replacement	12,393	36,461	165	(23,903)	112,887	88,984
1DP007	UPD Radio Infrastructure Upgrade	UPD Radio Infrastructure Upgrade	-	1,211		(1,211)	61,160	59,949
1DP019	COVID-19 CLIA Testing Lab	UNH COVID-19 Fund	-	(3,432,386)		3,432,386	(10,308,195)	(6,875,809)
1DP020	UNH (USNH) PPE Fund	UNH (USNH) PPE Fund	519	60,144		(59,625)	(1,102,103)	(1,161,728)
1DP021	COVID-19 Fund	COVID-19 Fund	-	789,683	(40,497)	(830,180)	(1,230,959)	(2,061,139)
1DP022	Wastewater Based Surveillance	Wastewater Based Surveillance	-	311,716		(311,716)	(428,930)	(740,646)
1DP023	COVID Campus Vaccinations	=B1506	-	6,337		(6,337)	-	(6,337)
1DPEQP	Police Equip & Supply Replacement	Police Equip & Supply Replacement	-	39,990		(39,990)	96,682	56,692
1DR001	VP Research Discretionary	VP Research Discretionary	-	1,317	1,000	(317)	1,739	1,422
1DR005	Patent Support Costs	Patent Support Costs	172,107	17,380	4,280	159,007	348,523	507,530
1DR007	Royalties Receipts	Royalties Receipts	-		(4,280)	(4,280)	4,280	-
1DR098	uSafeUS	uSafeUS	29,000			29,000	7,731	36,731
1DRCOR	CoRE Awards	CoRE Awards	-			-	336	336
1DRCOV	COVID related Expenses	COVID related Expenses	-	1,970,681		(1,970,681)	(1,821,079)	(3,791,760)
1DREDG	The Edge @ UNH	The Edge @ UNH	-			-	786	786
1DREHL	OEHS Legacy HazMat - Spaulding	OEHS Legacy HazMat - Spaulding	-			-	32,760	32,760
1DREHM	EH&S Emergency Mitigation Fund	EH&S Emergency Mitigation Fund	-	56,830	2,512	(54,318)	107,369	53,051
1DREHS	Environmental Legal Settlements	Environmental Legal Settlements	-			-	-	-
1DRNSF	Making Your NSF-Forts Count	Making Your NSF-Forts Count	-			-	1,270	1,270
1DRPRC	Prevention Innovation Research Ctr	Prevention Innovation Research Ctr	-	84,323	61,952	(22,371)	199,095	176,724
1DRRCI	RCI Equipment Replacement	RCI Equipment Replacement	-		253,120	253,120	-	253,120
1DRSCH	Scholars at UNH	Scholars at UNH	-			-	2,027	2,027
1DRSPA	SPA Equipment Replacement	SPA Equipment Replacement	-	7,469	29,535	22,066	-	22,066
1DRUSI	UIC Stable Isotope	UIC Stable Isotope	-		994	994	(994)	-
1DS023	Friends of Skiing	Friends of Skiing	-			-	30,319	30,319
1DS051	Friends of Field Hockey	Friends of Field Hockey	-			-	26,656	26,656
1DS057	Friends of Women's Volleyball	Friends of Women's Volleyball	-	1,521		(1,521)	55,260	53,739
1DSDIS	Athletic Dir Discretionary Fnd	Athletic Dir Discretionary Fnd	-	11,683	5,206	(6,477)	8,125	1,648
1DSHOC	Hockey Discretionary Fund	Hockey Discretionary Fund	-			-	15,665	15,665
1DSSF1	Production Control Room Expansion	Production Control Room Expansion	122,249	96,599		25,650	102	25,752
1DU005	Executive Search Funds	Executive Search Funds	-	180,684	108,528	(72,156)	72,156	-
1DU321	William Wade Perkins Quasi Payout	William Wade Perkins Quasi Payout	5,984			5,984	27,479	33,463
1DU322	Genevieve Clark-Internat'l Studies	Genevieve Clark-Internat'l Studies	26,453	25,000		1,453	108,672	110,125
1DUIFB	UNH IFB Balances	UNH IFB Balances	-		9,539,861	9,539,861	(63,610,525)	(54,070,664)
1DWEMD	Enrollment Mgt Discretionary	Enrollment Mgt Discretionary	-	389	1,000	611	614	1,225
1DWFAO	Business Services Equip Replacement	Financial Aid Projects	-		20,548	20,548	-	20,548
1DWINT	International Initiatives	International Initiatives	-	58,992	61,992	3,000	5,693	8,693
1DX2AD	Coop Ex Administration	Coop Ex Administration	-	8,841	(975)	(9,816)	45,464	35,648
1DX2AQ	Extnesion Fisheries Training	Extnesion Fisheries Training	-	2,348		(2,348)	11,631	9,283
1DX2AT	Agriculture Training	Agriculture Training	19,748	11,330	(1,000)	7,418	10,142	17,560

UNIVERSITY SYSTEM OF NEW HAMPSHIRE
DETAILED STATEMENT OF CHANGES IN OTHER INTERNALLY DESIGNATED FUNDS
FOR THE PERIOD ENDED JUNE 30, 2022

Fund #		Fund Name	Fiscal Year 2022 Revenues	Expenditures	Transfers	Net Change	Beginning Fund Balance 6/30/2022	Ending Fund Balance 6/30/2021
1DX2BI	Natural Resources Business Institut	Natural Resources Business Institut	3,325	1,806		1,519	16,051	17,570
1DX2CC	Community Conservation Prgm	Community Conservation Prgm	-	200		(200)	6,569	6,369
1DX2DG	Extension Diagnostic Services	Extension Diagnostic Services	-	47,457		(47,457)	50,240	2,783
1DX2EG	Greenhouse and Floriculture	Greenhouse and Floriculture	-	1,095		(1,095)	1,095	-
1DX2FD	NH 4-H Foundation	NH 4-H Foundation	13,190	7,208		5,982	4,099	10,081
1DX2FS	Food Safety Program	Food Safety Program	14,900	3,803		11,097	3,429	14,526
1DX2FT	Forest Industry and Training	Forestry Training	8,380	8,654		(274)	2,966	2,692
1DX2GB	Coastal Research Volunteer Program	Coastal Research Volunteer Program	-	(375)		375	(410)	(35)
1DX2HM	Holistic Management Program	Holistic Management Program	3,500	1,297	1,000	3,203	10,812	14,015
1DX2IP	IPM News	IPM News	-	511		(511)	4,807	4,296
1DX2LL	Lakes Lay Monitoring Prog	Lakes Lay Monitoring Prog	42,073	44,924		(2,851)	68,034	65,183
1DX2NT	Coop Ext-Nutrition Training	Coop Ext-Nutrition Training	-	10		(10)	10	-
1DX2PB	CE Publication Center	CE Publication Center	2,182	7,349	4,787	(380)	20,753	20,373
1DX2PC	Peterson Cruise	Peterson Cruise	1,630	310		1,320	1,807	3,127
1DX2SA	Soil Analysis Information System	Soil Analysis Information System	68,741	52,325		16,416	51,101	67,517
1DX2SP	Youth and Family	Youth and Family	-			-	299	299
1DX2TA	Military Youth & Family Program	Military Youth & Family Program	-			-	265	265
1DX2XQ	Water Quality Training	Water Quality Training	-	(13,535)		13,535	11,310	24,845
1DXBLK	Belknap County	Belknap County	336	740		(404)	44,095	43,691
1DXCAN	Agriculture & Natural Res Business	Agriculture & Natural Res Business	-	3,136		(3,136)	13,778	10,642
1DXCED	Community Development	Community Development	7,145	2,125		5,020	4,032	9,052
1DXCEG	Ocean Engineering	Ocean Engineering	-			-	302	302
1DXCET	Economic Development	Economic Development	60	3,163		(3,103)	4,861	1,758
1DXCNS	Citizen Science	Citizen Science	-	45		(45)	970	925
1DXCRL	Carroll County	Carroll County	-	40		(40)	658	618
1DXCSR	Cheshire County	Cheshire County	-			-	1,696	1,696
1DXCTR	NH Statewide Rail Trail Plan	NH Statewide Rail Trail Plan	10,219	8,793		1,426	(486)	940
1DXCYF	Youth Families & Communities	Youth Families & Communities	-			-	1	1
1DXDFB	Double Up Food Bucks	Double Up Food Bucks	5,000	4,528		472	2,518	2,990
1DXDVC	AV Farm to School	Double Value Coupon Program	-	285		(285)	285	-
1DXEDC	Education Center and Info Line	Education Center and Info Line	3,039	1,298		1,741	10,453	12,194
1DXFAH	Dairy, Livestock and Forage Crops	Dairy, Livestock and Forage Crops	4,214	801		3,413	6,140	9,553
1DXFAS	4-H Animal Science Programs	4-H Animal Science Programs	5,018	4,543		475	6,757	7,232
1DXFDP	Food and Ag Programs	Food and Ag Programs	16,596	6,176		10,420	18,060	28,480
1DXFFS	Food Safety	Food Safety	-			-	471	471
1DXFFV	Fruit & Vegetable Crop Production	Fruit & Vegetable Crop Production	20	1,538		(1,518)	17,986	16,468
1DXFJE	NRS & MG Joint Cont Ed Committee	NRS & MG Joint Cont Ed Committee	-			-	166	166
1DXFLG	Landscape & Greenhouse Horticulture	Landscape & Greenhouse Horticulture	2,976	4,416		(1,440)	20,028	18,588
1DXFMG	NH Master Gardener Alumni Assoc.	NH Master Gardener Association	5,186	2,948		2,238	17,782	20,020
1DXFSS	NH 4-H Shooting Sports	NH 4-H Shooting Sports	-	3,049		(3,049)	8,451	5,402
1DXFTL	4-H Teen Leadership Programs	4-H Teen Leadership Programs	25,412	14,802	975	11,585	2,067	13,652
1DXGFT	Grafton County	Grafton County	-	591		(591)	3,123	2,532
1DXHLB	Hillsborough County	Hillsborough County	(83)	626		(709)	3,849	3,140
1DXMRK	Merrimack County	Merrimack County	-	549		(549)	1,687	1,138
1DXMTA	Multi-trophic Aquaculture	Multi-trophic Aquaculture	-			-	1,456	1,456
1DXNCN	Communities & Natural Resources	Communities & Natural Resources	767	846		(79)	158	79
1DXNFR	Forest Resources	Forest Resources	6,935	7,093		(158)	18,165	18,007
1DXNGM	Nature Groupie Merchandise	Nature Groupie Merchandise	-			-	5	5
1DXNRS	Natural Resources Stewards	Natural Resources Stewards	10,350	4,201		6,149	13,603	19,752
1DXNWF	Fisheries and Aquaculture	Fisheries and Aquaculture	370	276		94	1,861	1,955
1DXPST	Pesticide Applicator Training	Pesticide Applicator Training	51,141	44,286		6,855	127,263	134,118
1DXRCK	Rockingham County	Rockingham County	-	1,768		(1,768)	5,596	3,828
1DXSDL	Stem Discovery Lab	Stem Discovery Lab	870	881		(11)	-	(11)
1DXSLV	Sullivan County	Sullivan County	-	884		(884)	843	(41)
1DXSRO	Rogers Core Funding	Rogers Core Funding	-	13,675	14,869	1,194	-	1,194
1DXSSP	Saving Special Places	Saving Special Places	12,940	2,459		10,481	13,286	23,767
1DXSTF	Strafford County	Strafford County	-			-	27	27
1DXSWC	Stormwater Center	Stormwater Center	-			-	8,595	8,595
1DXSYP	Summer Youth Program Fee	Summer Youth Program Fee	10	5,171	17,565	12,404	-	12,404
1DXWWE	Walk with Ease Programming	Walk with Ease Programming	6,493	7,762		(1,269)	3,978	2,709
1DXYFH	4-H Youth Development	4-H Youth Development	15	4,201		(4,186)	10,108	5,922
1DXYFV	4-H Volunteer Programs	4-H Volunteer Programs	4,495	1,026		3,469	-	3,469
1DXYHL	Healthy Living & Nutrition Ed	Healthy Living & Nutrition Ed	500	6,258	3,200	(2,558)	2,381	(177)
1DXYIP	Young Inventors Program	Young Inventors Program	3,525	670		2,855	1,674	4,529
1DXYPL	Child, Youth & Family Resiliency	Child, Youth & Family Resiliency	-	1,085		(1,085)	3,256	2,171
1DXYSL	Science Literacy	Science Literacy	5,223	1,390		3,833	10,192	14,025
1DXYTP	Afterschool Programs	Afterschool Programs	390	4,101		(3,711)	5,490	1,779
1DZ037	Shallow Water Survey Conference	Shallow Water Survey Conference	-			-	15,620	15,620
1DZ360	Marine Program Pier	Marine Program Pier	21,875	4,156		17,719	123,956	141,675
1DZ500	EOS Start Up Funding	EOS Start Up Funding	-		155	155	-	155
1DZAMB	Coastal & Ocean Technology Programs	Coastal & Ocean Technology Programs	-	5,312		(5,312)	7,356	2,044
1DZAMC	AMAC Service Center	AMAC Service Center	43,200	101,374		(58,174)	173,592	115,418
1DZARC	Geographic Information Systems(GIS)	Geographic Information Systems(GIS)	-	3,033		(3,033)	8,895	5,862
1DZASB	IPY Outreach	IPY Outreach	-		(155)	(155)	155	-
1DZCB0	CBASS Recharge	CBASS Recharge	-	1,170		(1,170)	1,169	(1)
1DZDIS	EOS Discretionary	EOS Discretionary	-	71		(71)	-	(71)
1DZEHB	Mass Spec Sample Analysis	Mass Spec Sample Analysis	4,498	4,755		(257)	-	(257)
1DZFRM	EOS Freezer Repair and Maintenance	EOS Freezer Repair and Maintenance	-			-	430	430
1DZGSR	Gulf Surveyor Rates	Gulf Surveyor Rates	3,399	2,873		526	(1)	525
1DZKZR	Ziervogel - CORE funding	Ziervogel - CORE funding	-	22,048	30,000	7,952	-	7,952
1DZMAC	SSC Machine Shop	SSC Machine Shop	-	71,404	71,486	82	(82)	-
1DZMCB	SUGAR KELP - MICHAEL CHAMBERS	SUGAR KELP - MICHAEL CHAMBERS	-			-	1,287	1,287
1DZMSA	Marine School Administration	MARINE SCHOOL ADMINISTRATION	-	1,227		(1,227)	5,555	4,328
1DZMSB	Small Boat Repair and Replacement	Small Boat Repair and Replacement	5,033	(3,198)		8,231	30,951	39,182
1DZMSC	Coastal Marine Laboratory	Coastal Marine Laboratory	-	93		(93)	9,309	9,216
1DZMSD	SMSOE Diving Program	SMSOE Diving Program	9,600	10,650		(1,050)	2,928	1,878
1DZMSE	CARE Education	Marine School Education	132,675	64,176		68,499	34,737	103,236
1DZMSG	Gulf Challenger Operations	Gulf Challenger Operations	70,559	160,856	43,000	(47,297)	47,192	(105)
1DZMSL	Shoals Marine Lab Director	Shoals Marine Lab Director	-	41	1,202	1,161	46,915	48,076
1DZMSM	SHOALS MARINE LAB ACTIVITIES	SHOALS MARINE LAB ACTIVITIES	33,700	10,090	1,017	24,627	1,454	26,081

UNIVERSITY SYSTEM OF NEW HAMPSHIRE
DETAILED STATEMENT OF CHANGES IN OTHER INTERNALLY DESIGNATED FUNDS
FOR THE PERIOD ENDED JUNE 30, 2022

Fund #		Fund Name	Fiscal Year 2022 Revenues	Expenditures	Transfers	Net Change	Beginning Fund Balance 6/30/2022	Ending Fund Balance 6/30/2021
1DZMSV	SMSOE Vehicles	SMSOE Vehicles	-	691		(691)	1,967	1,276
1DZS44	MH Lab 144 Renov	MH Lab 144 Renov	-	397,429	500,000	102,571	-	102,571
1DZSMS	Shoals Marine Laboratory Store	Shoals Marine Laboratory Store	17,775	4,624		13,151	7,199	20,350
1DZSPC	Paul Chair Salary Offset	Paul Chair Salary Offset	-	115,561	112,736	(2,825)	2,825	-
1DZSTM	STEM Initiative	STEM Initiative	-			-	49,303	49,303
1DZWKS	CCOM JHS Workshops	CCOM JHS Workshops	-			-	1,193	1,193
	Subtotal without Affiliated Entities		9,868,022	15,760,096	22,928,308	17,036,234	(66,588,227)	(49,551,993)
4DG070	UNH Foundation/Fundraising	UNH Foundation/Fundraising	2,359,813	3,456,906	1,240,067	142,974	1,689,921	1,832,895
4DG170	UNHF Internally Designated	UNHF Internally Designated	52,466	71,754	11,019	(8,269)	54,755	46,486
	TOTAL OTHER INTERNALLY DESIGNATED (<$500K)		12,280,301	19,288,756	24,179,394	17,170,939	(64,843,551)	(47,672,612)
TOTAL UNIVERSITY OF NEW HAMPSHIRE			21,122,242	37,671,860	49,017,512	32,467,894	59,834,047	92,301,941
PLYMOUTH STATE UNIVERSITY								
	FACULTY SUPPORT (INCLUDING F&A RETURN)							
	TOTAL FACULTY SUPPORT (INCLUDING F&A RETURN)		-	-	-	-	-	-
	STRATEGIC INITIATIVES							
6DFMP1	Special Projects	Special Projects	236,218	49,077	1,256,770	1,443,911	-	1,443,911
6DGONE	One-time Expenses	One-time Expenses	-		112	112	(112)	-
6DGSTR	University Strategic Initiatives	University Strategic Initiatives	38,220	407,360	384,963	15,823	686,628	702,451
6DPRIF	President's Innovation Fund	President's Innovation Fund	-	1,328	6,000	4,672	97	4,769
	TOTAL STRATEGIC INITIATIVES		274,438	457,765	1,647,845	1,464,518	686,613	2,151,131
	UNRESTRICTED GIFTS/BEQUESTS							
6D0ADJ	PSU Int Desig Adjustments	PSU Int Desig Adjustments	-	2,467,334	(258,491)	(2,725,825)	-	(2,725,825)
6DCAFG	Annual Fund Grad Scholarships	Annual Fund Grad Scholarships	-			-	2,155	2,155
6DCAFU	Annual Fund Unrestricted	Annual Fund Unrestricted	92,957		(90,000)	2,957	-	2,957
6DCE07	AllWell Ice Arena Endow Payout Fund	AllWell Ice Arena Endow Payout Fund	199,323		(199,323)	-	10	10
6DCIMS	Imagine A Way Designated for Schol	Imagine A Way Designated for Schol	-			-	1,492	1,492
	TOTAL UNRESTRICTED GIFTS/BEQUESTS		292,280	2,467,334	(547,813)	(2,722,867)	3,657	(2,719,210)
	IT INITIATIVES							
6DFITP	ITS Equipment	ITS Equipment	17,770	117,803	535,490	435,457	122,066	557,523
6DFREC	ITS Technology	ITS Technology	-			-	196,907	196,907
	TOTAL IT INITIATIVES		17,770	117,803	535,490	435,457	318,973	754,430
	STUDENT ACTIVITY FUNDS							
6DCCLS	2011 Campus Community Leader Schl	2011 Campus Community Leader Schl	5,459	5,450		9	11,393	11,402
6DSSCH	Student Senate Scholarship	Student Senate Scholarship	23,040			23,040	-	23,040
6DT120	PSU Student Activites Accounting	PSU Student Activites Accounting	674,731	464,453	1,000	211,278	1,430,267	1,641,545
6DTADP	Kappa Delta Pi Honor Society	Kappa Delta Pi	-			-	1,064	1,064
6DTAPS	Alpha Phi Sigma Honor Society	Alpha Phi Sigma	402			402	1,324	1,726
6DTGAZ	EtaSigmaGamma/Eating Disorder H.S.	EtaSigmaGamma/Eating Disorder Conf	-	6,116		(6,116)	38,592	32,476
6DTIFS	International Film Series	International Film Series	-			-	291	291
6DTPCH	Psi Chi Honor Society	Psi Chi	-			-	715	715
6DTPEK	Phi Epsilon Kappa Honor Society	Phi Epsilon Kappa Honor Society	-			-	484	484
6DTPKP	Phi Kappa Phi Honor Society	Phi Kappa Phi	110			110	2,071	2,181
	TOTAL STUDENT ACTIVITY FUNDS		703,742	476,019	1,000	228,723	1,486,201	1,714,924
	INVESTMENTS IN INVENTORIES							
6DGINV	PSU Inventories	PSU Inventories	-		13,416	13,416	213,225	226,641
	TOTAL INVESTMENTS IN INVENTORIES		-	-	13,416	13,416	213,225	226,641
	FUNDRAISING INITIATIVES							
6DCAIN	Advancement Initiatives & Disc	Advancement Initiatives & Disc	44,289	62,236	22,200	4,253	98,611	102,864
	TOTAL FUNDRAISING INITIATIVES		44,289	62,236	22,200	4,253	98,611	102,864
	PSU ATHLETICS							
6DH140	Athletics	Athletics	-	1,899		(1,899)	9,338	7,439
6DH145	Athletics Post Season	Athletics Post Season	1,952	78,579	40,000	(36,627)	39,910	3,283
	TOTAL PSU ATHLETICS		1,952	80,478	40,000	(38,526)	49,248	10,722
	OTHER INTERNALLY DESIGNATED (<$500K)							
6DACHI	Chi Sigma Iota-NHS for Counselors	Chi Sigma Iota-NHS for Counselors	760	51		709	1,764	2,473
6D0SUS	Designated Funds Financial Suspense	Designated Funds Financial Suspense	50,500			50,500	-	50,500
6DAHGA	HHE Athletic Training Grad Asst	HHE Athletic Training Grad Asst	25,000	41,105		(16,105)	107,222	91,117
6DAINT	Academic Initiatives	Academic Initiatives	-	159,164	130,659	(28,505)	89,756	61,251
6DAMPS	Morgridge Fam Opp Schol Supprt	Morgridge Fam Opp Schol Supprt	-			-	809	809
6DANWP	National Writing Project in NH	National Writing Project in NH	7,047	4,421		2,626	-	2,626
6DATRA	The Human Trafficking Study In NH	The Human Trafficking Study In NH	-	22,864	10,439	(12,425)	28,624	16,199
6DAYSP	Youth Success Project	Youth Success Project	-	(305)		305	-	305
6DBNHA	NH Interscholastic Athl Assoc	NH Interscholastic Athl Assoc	-			-	2,136	2,136
6DCE59	William C & Helen C Gray Fund	William C & Helen C Gray Fund	1,906			1,906	8,346	10,252
6DF19A	FEMA-DOS COVID Alt. Care Site (ACS)	FEMA-DOS COVID Alt. Care Site (ACS)	251,709			251,709	-	251,709
6DF19N	FEMA-DOS COVID Non-Con. Shelt (NCS)	FEMA-DOS COVID Non-Con. Shelt (NCS)	-	829,871		(829,871)	-	(829,871)
6DF19T	FEMA-DOS COVID Safe Open&Op. (Test)	FEMA-DOS COVID Safe Open&Op. (Test)	-	6,466,679		(6,466,679)	-	(6,466,679)
6DFINT	Finance & Admin Initiatives	Finance & Admin Initiatives	2,098	195,646	381,893	188,345	133,379	321,724
6DFLIT	Tuition Partnership Littleton SAU84	Tuition Partnership Littleton SAU84	30,000			30,000	-	30,000
6DFSTM	Statement Printing	Statement Printing	-	997	2,000	1,003	-	1,003
6DG19A	Covid-19 Financial Aid Awards	Covid-19 Financial Aid Awards	-	(112,239)	(112,239)	-	-	-
6DG19C	Covid-19 - Cleaning	Covid-19 - Cleaning	-	(265,837)	(253,192)	12,645	(12,645)	-
6DG19F	Covid-19 - Facilities Modifications	Covid-19 - Facilities Modifications	-	(131,557)	(131,557)	-	-	-
6DG19H	Covid-19 - Hand Sanitizer	Covid-19 - Hand Sanitizer	-	(6,496)	(6,349)	147	-	147
6DG19I	Covid-19 - Isolation & Quarantine	Covid-19 - Isolation & Quarantine	(530)	(943,843)	(937,913)	5,400	(5,400)	-
6DG19O	Covid-19 - Other Program Support	Covid-19 - Other Program Support	(162,546)	(139,839)	(139,839)	(162,546)	162,546	-

UNIVERSITY SYSTEM OF NEW HAMPSHIRE
DETAILED STATEMENT OF CHANGES IN OTHER INTERNALLY DESIGNATED FUNDS
FOR THE PERIOD ENDED JUNE 30, 2022

Fund #		Fund Name	Fiscal Year 2022 Revenues	Expenditures	Transfers	Net Change	Beginning Fund Balance 6/30/2022	Ending Fund Balance 6/30/2021
6DG19P	Covid-19 - PPE	Covid-19 - PPE	-	(15,873)	(15,873)	-	-	-
6DG19Q	Covid-19 - Self-Screening	Covid-19 - Self-Screening	-	(209,411)	(209,411)	-	-	-
6DG19R	Covid-19 - Tracing	Covid-19 - Tracing	-	(72,903)	(72,903)	-	-	-
6DG19S	Covid-19 - Signage & Safety Instr	Covid-19 - Signage & Safety Instr	-	(16,272)	(16,272)	-	-	-
6DG19T	Covid-19 - 3rd Party Screenings	Covid-19 - 3rd Party Screenings	-	(3,812,588)	(37,605)	3,774,983	(3,774,983)	-
6DG19U	Covid-19 - Internal Rapid Testing	Covid-19 - Internal Rapid Testing	-	(19,662)	(19,662)	-	-	-
6DGHIG	Highland Hall - Rental Space	Highland Hall - Rental Space	32,948	18,461		14,487	-	14,487
6DGIFB	PSU IFB Balances	PSU IFB Balances	-		1,020,222	1,020,222	(12,049,219)	(11,028,997)
6DHABB	M Baseball Supplemental D Fund	Baseball Sport Camps	-	927		(927)	4,225	3,298
6DHAFB	M Football Supplemental D Fund	M Football Supplemental D Fund	1,350			1,350	-	1,350
6DHAMB	M Basketball Supplemental D Fund	Men's Basketball-Sports Camps	1,070	147		923	1,809	2,732
6DHAML	M Lacrosse Supplemental D Fund	Men's Lacrosse Camps & Clinics	1,685	1,987		(302)	1,892	1,590
6DHAMS	M Soccer Supplemental D Fund	M Soccer Supplemental D Fund	1,450			1,450	-	1,450
6DHASC	W Softball Supplemental D Fund	Softball Sports Camps	-	6,850		(6,850)	6,850	-
6DHAVB	W Volleyball Supplemental D Fund	Volleyball-Sports Camps	11,750	10,760	(500)	490	19,129	19,619
6DHAWB	W Basketball Supplemental D Fund	Women's Basketball-Sports Camps	1,070	2,995		(1,925)	3,827	1,902
6DHAWL	W Lacrosse Supplemental D Fund	Womens Lacrosse-Sports Camp	-	570		(570)	8,463	7,893
6DHAWR	M Wrestling Supplemental D Fund	Wrestling Sports Camps	-			-	1,141	1,141
6DHAWS	W Soccer Supplemental D Fund	W Soccer Supplemental D Fund	1,450			1,450	-	1,450
6DSCON	Events Discretionary Fund	Events Discretionary Fund	-	163	1,502	1,339	1,621	2,960
6DTGTU	Gamma Theta Upsilon Honor Society	Gamma Theta Upsilon Honor Society	-			-	141	141
6DTWPC	WPCR - NHPR	WPCR - NHPR	2,337			2,337	19,963	22,300
6DFSAW	Study Away Programs	Study Away Programs	-			-	6,933	6,933
6DTICS	Internationl Trip-Community Service	Internationl Trip-Community Service	(1,100)			(1,100)	5,876	4,776
	TOTAL OTHER INTERNALLY DESIGNATED (<$500K)		259,954	2,016,833	(406,600)	(2,163,479)	(15,225,795)	(17,389,274)
TOTAL PLYMOUTH STATE UNIVERSITY			1,594,425	5,678,468	1,305,538	(2,778,505)	(12,369,267)	(15,147,772)
KEENE STATE COLLEGE								
	FACULTY SUPPORT (INCLUDING F&A RETURN)							
5DA101	VPAA Indirect	VPAA Indirect	-	84,152	53,189	(30,963)	788,741	757,778
5DA104	Faculty Development	Faculty Development	-	44,231	55,000	10,769	144,142	154,911
5DA118	Enhancing Research	Grants Office Indirect Recoveries	-		19,946	19,946	184,805	204,751
5DF101	Faculty Enrichment	Faculty Enrichment	-			-	14,183	14,183
5DH101	Arts & Humanities Indirect Cost	Arts & Humanities Indirect Cost	-	1,000	1,104	104	13,019	13,123
5DH107	Jonathan Daniels	Jonathan Daniels	-			-	1,096	1,096
5DL100	Library Ind. Cost Distrib Int. Desi	Library Ind. Cost Distrib Int. Desi	-			-	2,500	2,500
5DP101	Professional Studies Indirect Cost	Professional Studies Indirect Cost	-		(33,000)	(33,000)	171,513	138,513
5DP116	Safety Indirect Recoveries	Safety Indirect Recoveries	-			-	2,645	2,645
5DP124	Education Indirect Cost	Education Indirect Cost	-		414	414	4,343	4,757
5DP125	Public Health Indirect Cost	Public Health Indirect Cost	-			-	815	815
5DP126	Architecture & SPDI Indirect Cost	Sustainable Product Design & Innov	-		1,963	1,963	1,775	3,738
5DR429	Counseling Center Indirect Cost	Counseling Center Indirect Cost	-		671	671	504	1,175
5DS101	Sciences Indirect Cost	Sciences Indirect Cost	-		(14,326)	(14,326)	443,246	428,920
5DS117	Psychology Indirect Cost	Psychology Indirect Cost	-			-	8,028	8,028
5DS118	Biology Indirect Cost	Biology Indirect Cost	-	3,751	4,991	1,240	22,224	23,464
5DS119	Chemistry Indirect Cost	Chemistry Indirect Cost	-	13,524	2,524	(11,000)	13,764	2,764
5DS120	Environmental Studies Indirect Cost	Environmental Studies Indirect Cost	-		312	312	4,583	4,895
5DS122	Computer Science Indirects	Computer Science Indirects	-			-	946	946
	TOTAL FACULTY SUPPORT (INCLUDING F&A RETURN)		-	146,658	92,788	(53,870)	1,822,872	1,769,002
	STRATEGIC INITIATIVES							
5DG100	General Institutional-Int Designate	General Institutional-Int Designate	84,593	(7,081)	(700,000)	(608,326)	1,045,696	437,370
	TOTAL STRATEGIC INITIATIVES		84,593	(7,081)	(700,000)	(608,326)	1,045,696	437,370
	UNRESTRICTED GIFTS/BEQUESTS							
5DD001	Goodell Schl for Ed. & Student Trav	Goodell Schl for Ed. & Student Trav	15,932	17,516		(1,584)	1,586	2
5DE103	Hazel S. Hamilton Endow Payout	Hazel S. Hamilton Endow Payout	5,417	5,383		34	29,807	29,841
5DE201	Advancement Unrestricted Gifts	Advancement Unrestricted Gifts	111,511	5,620	(93,141)	12,750	197,757	210,507
5DE208	Esther A Moreau '32 Memorial Alum	Esther A Moreau '32 Memorial Alum	-	22,000		(22,000)	22,239	239
5DE210	Morin, Ellen Strategic Gift Fund	Morin, Ellen Strategic Gift Fund	-	56,250		(56,250)	181,366	125,116
	TOTAL UNRESTRICTED GIFTS/BEQUESTS		132,860	106,769	(93,141)	(67,050)	432,755	365,705
	STUDENT ACTIVITY FUNDS							
5DF104	Student Union Accounting	Student Union Accounting	-			-	538	538
5DR302	KSC Student Activity Fee	KSC Student Activity Fee	703,224	463,955	(72,679)	166,590	1,410,616	1,577,206
5DR303	KSC Class Dues	KSC Class Dues CUFS 1513	29,508	37,657	(3,265)	(11,414)	35,933	24,519
5DR304	Student Activities-Equinox	Student Activities-Equinox	143	61,907	72,679	10,915	33,535	44,450
5DR401	Delta Mu Delta	Delta Mu Delta	1,335	1,310		25	2,409	2,434
5DR403	Gamma Theta Upsilon	Gamma Theta Upsilon	-			-	643	643
5DR404	Kappa Delta Pi	Kappa Delta Pi	354	149		205	716	921
5DR405	Kappa Mu Epsilon	Kappa Mu Epsilon	-	225		(225)	1,044	819
5DR406	Omicron Delta Epsilon	Omicron Delta Epsilon	-			-	208	208
5DR407	Phi Alpha Theta	Phi Alpha Theta	300	305		(5)	84	79
5DR409	Phi Delta Phi	Phi Delta Phi	-			-	192	192
5DR411	Phi Sigma Iota	Phi Sigma Iota	-			-	132	132
5DR412	Psi Chi	Psi Chi	92			92	1,355	1,447
5DR413	Rho Sigma Kappa	Rho Sigma Kappa	-			-	686	686
5DR415	Sigma Tau Delta	Sigma Tau Delta	-			-	689	689
5DR416	Inter-Fraternity Council	Inter-Fraternity Council	2,350	4,417		(2,067)	3,911	1,844
5DR417	Panhellenic	Panhellenic	11,684	16,938		(5,254)	10,166	4,912
5DR418	Comm Service Int'l Service Programs	Comm Service Int'l Service Programs	-			-	113	113
5DR421	Lambda Pi Eta	Lambda Pi Eta	-			-	227	227
5DR422	Upsilon Pi Epsilon	Upsilon Pi Epsilon	-			-	18	18
5DR423	Alpha Kappa Delta	Alpha Kappa Delta	-			-	61	61
5DR425	Order of Omega	Order of Omega	570	491		79	308	387
5DR426	Pi Sigma Alpha - Poli Sci Honor Soc	Pi Sigma Alpha - Poli Sci Honor Soc	-			-	275	275
5DR427	Zeta Chi Rho	Zeta Chi Rho	280			280	1,431	1,711

UNIVERSITY SYSTEM OF NEW HAMPSHIRE
DETAILED STATEMENT OF CHANGES IN OTHER INTERNALLY DESIGNATED FUNDS
FOR THE PERIOD ENDED JUNE 30, 2022

Fund #		Fund Name	Fiscal Year 2022 Revenues	Expenditures	Transfers	Net Change	Beginning Fund Balance 6/30/2022	Ending Fund Balance 6/30/2021
5DR428	Alpha Psi Omega	Alpha Psi Omega	289			289	1,725	2,014
	TOTAL STUDENT ACTIVITY FUNDS		750,129	587,354	(3,265)	159,510	1,507,015	1,666,525
	INVESTMENTS IN INVENTORIES							
5DGINV	KSC Inventories Designated	KSC Inventories Designated	-		(55,036)	(55,036)	60,243	5,207
	TOTAL INVESTMENTS IN INVENTORIES		-	-	(55,036)	(55,036)	60,243	5,207
	FUNDRAISING INITIATIVES							
5DE200	Advancement - Internally Designated	Advancement - Internally Designated	151,899	134,311		17,588	197,710	215,298
5DE207	Development-Secure Financial Future	Development-Secure Financial Future	-	183,216	73,675	(109,541)	118,633	9,092
	TOTAL FUNDRAISING INITIATIVES		151,899	317,527	73,675	(91,953)	316,343	224,390
	CONTINGENCY FUNDS							
5DF108	Utility Contingency	Utility Contingency	-		(200,000)	(200,000)	200,000	-
5DGCNT	KSC Contingency Reserve	KSC Contingency Reserve	-		(997,085)	(997,085)	997,085	-
	TOTAL CONTINGENCY FUNDS		-	-	(1,197,085)	(1,197,085)	1,197,085	-
	KSC ATHLETICS							
5DJ101	NCAA Athletics/Recreation	NCAA Athletics/Recreation	1,402,435	1,635,295	295,479	62,619	(21,568)	41,051
5DJ104	Athletics Fundraising Generic	Athletics Fundraising Generic	17,068	15,529		1,539	49	1,588
5DJ105	Fundraising-swim team	Fundraising-swim team	-			-	37,980	37,980
5DJ106	Fundraising-mens basketball	Fundraising-mens basketball	485	524		(39)	39	-
5DJ107	Fundraising-mens baseball	Fundraising-mens baseball	21,145	39,029		(17,884)	41,150	23,266
5DJ108	Fundraising-mens soccer	Fundraising-mens soccer	7,250	4,615		2,635	931	3,566
5DJ109	Fundraising-womens basketball	Fundraising-womens basketball	6,017	4,234	1,575	3,358	-	3,358
5DJ110	Fundraising-field hockey	Fundraising-field hockey	1,095			1,095	1,045	2,140
5DJ111	Fundraising-womens soccer	Fundraising-womens soccer	1,200	5,454	8,000	3,746	10,547	14,293
5DJ112	Fundraising-womens softball	Fundraising-womens softball	17,128	14,442		2,686	22,669	25,355
5DJ113	Fundraising mens cross country	Fundraising mens cross country	655	1,260		(605)	2,571	1,966
5DJ116	Fundraising-men's lacrosse	Fundraising-men's lacrosse	43,639	28,752	(14,768)	119	-	119
5DJ117	Fundraising-women's volleyball	Fundraising-women's volleyball	235	50		185	88	273
5DJ118	Fundraising-women's lacrosse	Fundraising-women's lacrosse	11,254	5,562	(5,727)	(35)	99	64
5DJ124	Athletics Post Season	Athletics Post Season	15,350	42,013		(26,663)	76,194	49,531
5DJ125	Fundraising-cheerleading	Fundraising-cheerleading	21,076	20,462		614	-	614
	TOTAL KSC ATHLETICS		1,566,032	1,817,221	284,559	33,370	171,794	205,164
	KSC SAVINGS INCENTIVES							
5DG101	KSC Savings Incentives	KSC Savings Incentives	-		(500,000)	(500,000)	500,000	-
	TOTAL KSC SAVINGS INCENTIVES		-	-	(500,000)	(500,000)	500,000	
	OTHER INTERNALLY DESIGNATED (<$500K)							-
5D0ADJ	KSC Int Desig Adjustments	KSC Int Desig Adjustments	-	1,903,065	(41,435)	(1,944,500)	-	(1,944,500)
5D00NC	KSC E&G non-capital R&R	KSC E&G non-capital R&R	-	490,044	490,044	-	-	-
5DA103	Academic Affairs Symposia Fund	Academic Affairs Symposia Fund	-	5,060	5,000	(60)	28,556	28,496
5DA105	Student Development	Student Development	-		(29,716)	(29,716)	29,716	-
5DA107	Writing Task Force	Writing Task Force	-			-	3,412	3,412
5DA108	Academic Enrichment Program	Academic Enrichment Program	-	21,781		(21,781)	134,503	112,722
5DA110	Global Education Office (GEO)	Global Education Office (GEO)	140,708	243,217		(102,509)	332,687	230,178
5DA111	Ecuadorian	Ecuadorian	-			-	841	841
5DA112	Wolverhaven Exchange Program	Wolverhaven Exchange Program	-			-	255	255
5DA113	Extended Ed Designated	Continuing Ed Designated	192,264	162,013		30,251	213,833	244,084
5DA114	National Science Foundation Cost	National Science Foundation Cost	-			-	8,480	8,480
5DA115	Resource25 Event	Resource25 Event	-			-	3,780	3,780
5DA116	Honor's Program Trip - A	Honor's Program Trip - A	-			-	18,242	18,242
5DA117	Honor's Program Trip - B	Honor's Program Trip - B	63,405	68,238		(4,833)	7,615	2,782
5DA119	NH DOE Statewide Educators Conf	NH DOE Statewide Educators Conf	-			-	1,218	1,218
5DA122	Young Entrepreneur's Academy	Young Entrepreneur's Academy	-			-	3,492	3,492
5DA123	Center for Creative Inquiry	Center for Creative Inquiry	-			-	3,290	3,290
5DA124	Continuing Ed-OSHA	Continuing Ed-OSHA	-	86	86	-	-	-
5DE101	President Support	President Support	-	477		(477)	1,313	836
5DE102	Commission on Status of Women	Commission on Status of Women	-	2,046		(2,046)	16,430	14,384
5DE202	Alumni Designated Fund	Alumni Designated Fund	24,085	11,825		12,260	96,267	108,527
5DE203	Alumni Center Facility	Alumni Center Facility	-			-	9,540	9,540
5DE205	Centennial Campus Community	Centennial Campus Community	-			-	23	23
5DE206	Family/Parent Relations	Family/Parent Relations	-		(16,185)	(16,185)	16,185	-
5DE209	KSC Parent & Family Services	KSC Parent & Family Services	-	2,548		(2,548)	5,135	2,587
5DF102	NE Association of A.P.P.A.	NE Association of A.P.P.A.	-			-	198	198
5DF111	IT Replacement Equipment	IT Replacement Equipment	-	68,108		(68,108)	89,887	21,779
5DF112	Print and Mail Services	Print and Mail Services	-		719	719	(719)	-
5DF113	One Card Project	One Card Project	-		(60)	(60)	60	-
5DF114	Institutional Research	Institutional Research	-			-	3,396	3,396
5DF115	Canvas Migration	Canvas Migration	-		(116,487)	(116,487)	116,487	-
5DF116	Behavioral Health Improvement Inst	Behavioral Health Improvement Inst	-	262,075	272,835	10,760	154,203	164,963
5DG21A	Covid 19 - Cleaning	Covid 19 - Cleaning	-			-	(160,108)	(160,108)
5DG21B	Covid 19 - Facility Modifications	Covid 19 - Facility Modifications	-	41,223		(41,223)	(92,201)	(133,424)
5DG21C	Covid 19 - Hand Sanitizer	Covid 19 - Hand Sanitizer	-			-	(751)	(751)
5DG21D	Covid 19 - Other Program Support	Covid 19 - Other Program Support	-	117,159		(117,159)	(242,753)	(359,912)
5DG21F	Covid 19 - PPE	Covid 19 - PPE	-	5,036		(5,036)	(77,139)	(82,175)
5DG21H	Covid 19 - Tracing & Testing	Covid 19 - Tracing & Testing	-	2,456,553		(2,456,553)	(7,570,849)	(10,027,402)
5DG21I	Covid 19 - Signage and Safety	Covid 19 - Signage and Safety	-	1,461		(1,461)	(11,596)	(13,057)
5DG21J	Covid 19 - Waste Water Testing	Covid 19 - Waste Water Testing	-	46,141		(46,141)	(100,928)	(147,069)
5DG21K	Covid 19 - URI Trailer	Covid 19 - URI Trailer	-	20,189		(20,189)	(250,200)	(270,389)
5DGEMC	Enrollment Management	Enrollment Management	-		(263,847)	(263,847)	263,847	-
5DGIFB	KSC IFB Balances	KSC IFB Balances	-		1,142,207	1,142,207	(1,730,644)	(588,437)
5DH100	Theatre & Dance Designated Fund	Theatre & Dance Designated Fund	10,381	30,170	12,650	(7,139)	20,822	13,683
5DH102	Music Performance	Music Performance	11,945	5,931		6,014	6,028	12,042
5DH104	Arts Center Presenting Series	Arts Center Presenting Series	2,052	36,578	33,150	(1,376)	1,978	602
5DH105	CALL	Elderhostel	111,330	50,177		61,153	446,543	507,696
5DH108	KSC Film	KSC Film	-			-	9	9
5DH109	Thorne Art Gallery Designated	Thorne Art Gallery Designated	-			-	5,818	5,818

UNIVERSITY SYSTEM OF NEW HAMPSHIRE
DETAILED STATEMENT OF CHANGES IN OTHER INTERNALLY DESIGNATED FUNDS
FOR THE PERIOD ENDED JUNE 30, 2022

Fund #		Fund Name	Fiscal Year 2022 Revenues	Expenditures	Transfers	Net Change	Beginning Fund Balance 6/30/2022	Ending Fund Balance 6/30/2021
5DH111	Summer Reading Program	Summer Reading Program	-		(12,981)	(12,981)	12,981	-
5DH112	Holocaust Studies Field Trips	Holocaust Studies Field Trips	-			-	3,340	3,340
5DH113	New England ACDFA Regional Conf	New England ACDFA Regional Conf	-			-	4,901	4,901
5DH115	Professional Enhance Carry Fwd-A&H	Professional Enhance Carry Fwd-A&H	-	15,824		(15,824)	239,783	223,959
5DH116	Film Studies Production Class 1	Film Studies Production Class 1	1,100	1,108		(8)	8	-
5DH117	Film Studies Production Class 2	Film Studies Production Class 2	-			-	1	1
5DH118	Film Studies Production Class 3	Film Studies Production Class 3	-			-	17	17
5DH119	Musical Instrument Replacement Fund	Musical Instrument Replacement Fund	-	17,053	17,000	(53)	13,805	13,752
5DH120	Film Studies Production Class 4	Film Studies Production Class 4	-			-	77	77
5DH121	Film Studies Production Class 5	Film Studies Production Class 5	-			-	-	-
5DH122	Film Studies Production Class 6	Film Studies Production Class 6	-			-	-	-
5DH124	Medieval & Renaissance Forum	Medieval & Renaissance Forum	3,367	2,491		876	2,086	2,962
5DJ120	Athletics Sports Camps	Athletics Sports Camps	40,914	34,169	(8,000)	(1,255)	9,662	8,407
5DJ121	Camp-Basketball	Camp-Basketball	38,000	39,246		(1,246)	2,530	1,284
5DJ122	Sports Camp-Cross Country	Sports Camp-Cross Country	-	324		(324)	1,489	1,165
5DJ123	Women's Basketball Camp	Women's Basketball Camp	14,050	12,437	(1,575)	38	14,502	14,540
5DL115	Professional Enhance Carry Fwd-Lib	Professional Enhance Carry Fwd-Lib	-			-	16,179	16,179
5DP100	Professional Studies-Int Designated	Professional Studies-Int Designated	-			-	1,109	1,109
5DP102	Manufacturing Enterprise Class	Manufacturing Enterprise Class	-			-	250	250
5DP104	Diet Internship	Diet Internship	-		(175,000)	(175,000)	175,000	-
5DP105	OSHA Allocation Safety Program	OSHA Allocation Safety Program	-		(23)	(23)	23	-
5DP109	Children's Literature Festival	Children's Literature Festival	-			-	33,137	33,137
5DP110	Story Telling Conference	Story Telling Conference	-			-	976	976
5DP111	Summer Institutes	Summer Institutes (CUFS 1573)	-			-	1,565	1,565
5DP113	Diverse Voices	Diverse Voices	-			-	10,462	10,462
5DP114	Biodiesel Study Project	Biodiesel Study Project	-			-	5,435	5,435
5DP117	Biodiesel Operations	Biodiesel Operations	-			-	100,540	100,540
5DP118	SouthWest Center at KSC	SouthWest Center at KSC	61,625	36,698		24,927	110,606	135,533
5DP119	KSC Nursing Program	KSC Nursing Program	-			-	23,538	23,538
5DP122	Early Sprouts Garden Nutrition Prog	Early Sprouts Garden Nutrition Prog	240			240	40,337	40,577
5DP123	NH Workwise OSHA NON-21(d)	NH Workwise OSHA NON-21(d)	-			-	4,436	4,436
5DR100	Student Affairs-Int Designated	Student Affairs-Int Designated	1,922		1,789	3,711	107,782	111,493
5DR101	Pepsi Partnership	Pepsi Partnership	75,949	55,131		20,818	404,624	425,442
5DR103	Enrollment Planning	Enrollment Planning	-			-	4,644	4,644
5DR201	HMS & Judicial System Project	HMS & Judicial System Project	-			-	28,223	28,223
5DR301	Student Center	Student Center	-			-	180	180
5DR419	KSC Operating Staff Council	KSC Operating Staff Council	-		(250)	(250)	250	-
5DR420	Nat'l Society of Collegiate Scholar	Nat'l Society of Collegiate Scholar	-			-	515	515
5DRLNC	Community Living - Non Capital Proj	Community Living - Non Capital Proj	-	435,415	500,000	64,585	-	64,585
5DS100	Sciences-Int Designated	Sciences-Int Designated	-			-	34,319	34,319
5DS102	Geography Field Trips	Geography Field Trips	-			-	19	19
5DS103	Cartography	Cartography	-			-	6,147	6,147
5DS105	Small Business Institute	Small Business Institute CUFS 1577	-			-	4,093	4,093
5DS108	Geographic Alliance	Geographic Alliance	-			-	56,848	56,848
5DS110	Stable Isotope and Spectromety	Stable Isotope and Spectromety	-			-	14,532	14,532
5DS111	Rwanda Trip	Rwanda Trip	-			-	1,741	1,741
5DS114	Biology Field Trips	Biology Field Trips	-			-	191	191
5DS115	Professional Enhance Carry Fwd-Sci	Professional Enhance Carry Fwd-Sci	-	179		(179)	393,475	393,296
5DS116	NE Intercollegiate Geological Conf	NE Intercollegiate Geological Conf	-			-	3,670	3,670
5DS123	CTE Programming	CTE Programming	4,250			4,250	-	4,250
5DS124	Safety Career Fair	Safety Career Fair	19,350	7,569		11,781	-	11,781
5DT100	Central Stores-Designated	Central Stores-Designated	-	51,161	51,669	508	6,995	7,503
5DT102	KSC ROCKS Fund	KSC ROCKS Fund	-			-	9,330	9,330
	Subtotal without Affiliated Entities		816,937	6,760,006	1,861,590	(4,081,479)	(6,287,446)	(10,368,925)
5DEZ40	Keene Endow Assoc Gen Fund Income	Keene Endow Assoc Gen Fund Income	(2,291)	198		(2,489)	30,531	28,042
	TOTAL OTHER INTERNALLY DESIGNATED (<$500K)		814,646	6,760,204	1,861,590	(4,083,968)	(6,256,915)	(10,340,883)
TOTAL KEENE STATE COLLEGE			3,500,159	9,728,652	(235,915)	(6,464,408)	796,888	(5,667,520)
GRANITE STATE COLLEGE								
	STRATEGIC INITIATIVES							
7D1735	GSC Strategic Initiatives	GSC Strategic Initiatives	-		(2,502,046)	(2,502,046)	2,502,046	-
	TOTAL STRATEGIC INITIATIVES		-	-	(2,502,046)	(2,502,046)	2,502,046	
	UNRESTRICTED GIFTS/BEQUESTS							
7D1729	GSC Unrestricted Gifts	GSC Unrestricted Gifts	-			-	4,125	4,125
	TOTAL UNRESTRICTED GIFTS/BEQUESTS		-	-	-	-	4,125	4,125
	FUNDRAISING INITIATIVES							
7D1731	GSC Advancement	GSC Advancement	-			-	265,053	265,053
	TOTAL FUNDRAISING INITIATIVES		-	-	-	-	265,053	265,053
	CONTINGENCY FUNDS							
7D1CNT	GSC Contingency Funds	GSC Contingency Funds	-		(25,992)	(25,992)	25,992	-
	TOTAL CONTINGENCY FUNDS		-	-	(25,992)	(25,992)	25,992	
	OTHER INTERNALLY DESIGNATED (<$500K)							
7D1720	GSC Statewide Alumni Assn Fund	GSC Statewide Alumni Assn Fund	1,252	11,866		(10,614)	50,890	40,276
7D1725	GSC Accreditation Compliance	GSC Accreditation Compliance	-	7,500	(245,852)	(253,352)	253,354	2
7D1727	Bookstore Commissions	Bookstore Commissions	13,451	840		12,611	59,352	71,963
7D1728	GSC Merchandise	GSC Merchandise	682			682	3,033	3,715
7D1733	GSC President Search	GSC President Search	-		(69,464)	(69,464)	69,464	-
7D1739	DVA Annual Reporting Fees	DVA Annual Reporting Fees	2,560	(1)		2,561	10,508	13,069
	TOTAL OTHER INTERNALLY DESIGNATED (<$500K)		17,944	20,205	(315,316)	(317,577)	446,601	129,024
TOTAL GRANITE STATE COLLEGE			17,944	20,205	(2,843,354)	(2,845,615)	3,243,817	398,202

UNIVERSITY SYSTEM OF NEW HAMPSHIRE
DETAILED STATEMENT OF CHANGES IN OTHER INTERNALLY DESIGNATED FUNDS
FOR THE PERIOD ENDED JUNE 30, 2022

Fund #	Fund Name		Fiscal Year 2022 Revenues	Expenditures	Transfers	Net Change	Beginning Fund Balance 6/30/2022	Ending Fund Balance 6/30/2021
TRUSTEES/CHANCELLOR'S OFFICE								
	STRATEGIC INITIATIVES							
9D0042	Chancellor's Strategic Initiatives	Chancellor's Strategic Initiatives	-	153,522	74,544	(78,978)	78,978	-
9D0046	Info Tech Strategic Funds	Info Tech Strategic Funds	-		(93,449)	(93,449)	93,449	-
	TOTAL STRATEGIC INITIATIVES		-	153,522	(18,905)	(172,427)	172,427	-
	LRTP FUNDS							
	OTHER INTERNALLY DESIGNATED (<$500K)							
9D0ADJ	SYS Int Desig Adjustments	SYS Int Desig Adjustments	-	-	1,258,730	1,258,730	-	1,258,730
9D0045	Chancellor EPSCOR Funding	Chancellor EPSCOR Funding	-			-	-	-
9D0048	USNH Compliance Project	USNH Compliance Project	-			-	76,034	76,034
9D0049	Vehicle Replacement	Vehicle Replacement	24,000			24,000	20,795	44,795
9D00D2	Board of Trustee DiscretionaryAcct	Board of Trustee DiscretionaryAcct	85	932		(847)	9,769	8,922
9D0INS	USNH Insurance Allocation	USNH Insurance Allocation	-	698,672		(698,672)	784,928	86,256
	TOTAL OTHER INTERNALLY DESIGNATED (<$500K)		24,085	699,604	1,258,730	583,211	891,526	1,474,737
TOTAL TRUSTEES/CHANCELLOR'S OFFICE			24,085	853,126	1,239,825	410,784	1,063,953	1,474,737
TOTAL UNIVERSITY SYSTEM OF NEW HAMPSHIRE			26,258,855	53,952,311	48,483,606	20,790,150	52,569,438	73,359,588

UNIVERSITY SYSTEM OF NEW HAMPSHIRE
SUMMARY OF ACTIVITY IN SHORT-TERM INVESTMENT FUND
FOR THE YEARS ENDED JUNE 30, 2022 AND 2021

	2022	2021	$ Variance	% Variance
Net interest income (loss) from investments	$ (9,996,096)	1,065,938	(11,062,034)	(1037.8%)
Quasi-endowment payout	9,545,281	9,337,855	207,426	2.2%
Net short-term investment income earned	(450,815)	10,403,793	(10,854,608)	(104.3%)
Budgeted transfers to campuses:				
UNH	(5,500,385)	(7,040,577)	1,540,192	(21.9%)
PSU	(751,597)	(1,059,139)	307,542	(29.0%)
KSC	(928,435)	(1,311,374)	382,939	(29.2%)
GSC	(385,147)	(459,222)	74,075	(16.1%)
	(7,565,564)	(9,870,312)	2,304,748	(23.4%)
Special Board of Trustees approved transfers:				
Long Range Technology Plan (LRTP)	(4,750,259)	(3,570,849)	(1,179,410)	33.0%
UNH Capital Projects (Biosciences & Pandora)	(328,135)	(8,947,388)	8,619,253	(96.3%)
Non Mandatory Transfers Net	49,176,058	(177,143)	49,353,201	100.0%
	44,097,664	(12,695,380)	56,793,044	(447.4%)
Total income distributed	36,532,100	(22,565,692)	59,097,792	(261.9%)
Net increase (decrease) in short-term investment reserve	36,081,285	(12,161,899)	48,243,184	(396.7%)
Beginning balance	9,346,521	21,508,420	(12,161,899)	(56.5%)
Ending balance	$ 45,427,806	$ 9,346,521	36,081,285	386.0%

UNIVERSITY SYSTEM OF NEW HAMPSHIRE
SUMMARY OF FRINGE BENEFIT POOL ACTIVITY
FOR THE YEARS ENDED JUNE 30, 2022 AND 2021

	2022	2021	$ Variance	% Variance
Funding				
Recoveries from campuses at internal rates	$121,267,270	$134,249,674	(12,982,404)	(9.7%)
Prescription Rebate/Strategic Inititives	3,470,223	5,018,662	(1,548,439)	(30.9%)
Int Alloc-Funding for ER-SIP	-	2,235,304	(2,235,304)	(100.0%)
Medicare Part D subsidies	-	236,564	(236,564)	(100.0%)
Grant fringe benefit funding recovery of campus-based costs	-	(505,226)	505,226	(100.0%)
Net funding	124,737,493	141,234,978	(16,497,484)	(11.7%)
Expenses				
Medical and dental	51,627,469	66,943,185	(15,315,716)	(22.9%)
Retirement contributions	26,877,553	29,603,195	(2,725,642)	(9.2%)
Statutory benefit costs *	27,361,543	30,047,755	(2,686,212)	(8.9%)
Tuition waivers	4,054,933	4,390,529	(335,595)	(7.6%)
Compensated absences	2,870,061	6,563,870	(3,693,808)	(56.3%)
Life/Disability Insurance	1,236,258	1,564,301	(328,044)	(21.0%)
UNH School of Law	80,589	381,467	(300,878)	(78.9%)
Internal Allocations - Charges	17,500	-	17,500	100.0%
Transfer out for separation fringe cost	14,565,566	-	14,565,566	100.0%
Other	1,216,127	1,266,872	(50,745)	(4.0%)
Total expenses	129,907,599	140,761,174	(10,853,575)	(7.7%)
Net operating activity	(5,170,106)	473,804	(5,643,910)	(1191.2%)
Beginning balance of Fringe Benefit Pool	11,184,133	10,710,329	473,805	4.4%
Ending balance of Fringe Benefit Pool	$ 6,014,027	$ 11,184,133	(5,170,107)	(46.2%)

*FICA, Worker's Compensation, and Unemployment Expenses

UNIVERSITY SYSTEM OF NEW HAMPSHIRE
CAMPUS STATEMENTS OF CASH FLOWS

						For the year ended June 30,	
	UNH - Durham, Manchester, Law, and Foundation	PSU	KSC and KEA	GSC	Trustees/ Chancellor's Office	2022	2021
Net Cash Provided by Operating and Noncapital Financing Activities	$ 81,198,960	17,242,247	11,722,369	1,092,261	(77,171,190)	34,084,647	43,225,821
Net Cash Used in Capital Financing Activities	(25,567,511)	(9,107,879)	(8,244,577)	626,431	(12,628,798)	(54,922,334)	(80,085,094)
Net Cash Used in Investing Activities	23,869,672	91,470	(563,129)	60,786	22,540,887	45,999,686	57,190,483
Increase (Decrease) in cash and cash equivalents	79,501,121	8,225,838	2,914,663	1,779,478	(67,259,101)	25,161,999	20,331,210
Beginning cash and cash equivalents	183,543,124	29,748,204	19,774,546	24,017,096	(171,413,014)	85,669,956	65,338,746
ENDING CASH AND CASH EQUIVALENTS	**$ 263,044,245**	**37,974,042**	**22,689,209**	**25,796,574**	**(238,672,115)**	**110,831,955**	**85,669,956**

UNIVERSITY SYSTEM OF NEW HAMPSHIRE
STATEMENT OF NET POSITION
(BALANCE SHEET)

	UNH - Durham, Manchester, Law, and Foundation	PSU	KSC and KEA	GSC	Trustees/ Chancellor's Office	Balance at June 30, 2022	Balance at June 30, 2021
ASSETS							
Current Assets							
Cash and cash equivalents	$ 263,044,245	37,974,042	22,689,209	25,796,574	(238,672,115)	110,831,955	85,669,956
Short-term investments	1,462,689	152,334	79,881		142,571,486	144,266,390	130,476,885
Accounts receivable, net	36,039,978	1,350,804	1,565,946	1,593,304	1,611,301	42,161,333	27,037,180
Pledges receivable - current portion	3,531,744		67,000			3,598,744	2,548,611
Notes receivable - current portion	1,250,691	288,684	54,424			1,593,799	1,741,775
Lease receivable - current portion	650,175	188,301	152,193	81,596		1,072,265	1,166,900
Prepaid expenses and other current assets	6,414,033	610,606	547,397	143,792	1,992,234	9,708,062	9,903,498
Total Current Assets	**312,393,555**	**40,564,771**	**25,156,050**	**27,615,266**	**(92,497,094)**	**313,232,548**	**258,544,805**
Noncurrent Assets							
Endowment and similar investments - campuses	178,530,574	35,636,863	34,796,814	10,083,455	315,007,592	574,055,298	682,429,127
Endowment and similar investments - affiliated entities	270,920,372		16,837,802			287,758,174	318,817,719
Pledges receivable, net of current portion	7,204,605		26,774			7,231,379	7,131,060
Notes receivable, net of current portion	3,681,496	310,586	1,951,219			5,943,301	8,322,934
Lease receivable, net of current portion	3,714,452	1,764,549	921,921	2,031		6,402,953	7,405,749
Pension assets, net of obligations					713,481	713,481	1,556,972
Property and equipment, net of accumulated depreciation	769,048,448	179,287,101	159,810,634	7,489,283	3,480,536	1,119,116,002	1,143,524,634
Total Noncurrent Assets	**1,233,099,947**	**216,999,099**	**214,345,164**	**17,574,769**	**319,201,609**	**2,001,220,588**	**2,169,188,195**
TOTAL ASSETS	**1,545,493,502**	**257,563,870**	**239,501,214**	**45,190,035**	**226,704,515**	**2,314,453,136**	**2,427,733,000**
DEFERRED OUTFLOW OF RESOURCES							
Accumulated decrease in fair value of hedging derivatives					11,105,007	11,105,007	22,279,956
Accounting loss on debt refinancings					5,523,125	5,523,125	6,584,781
Deferred outflow of resources related to personnel	10,442,367	1,980,206	1,835,740	407,880	1,282,192	15,948,385	16,380,825
Deferred outflow - asset retirement obligations	664,861	10,303	450,050			1,125,214	1,217,655
DEFERRED OUTFLOW OF RESOURCES	**11,107,228**	**1,990,509**	**2,285,790**	**407,880**	**17,910,324**	**33,701,731**	**46,463,217**
LIABILITIES							
Current Liabilities							
Accounts payable and accrued expenses	28,715,972	3,062,373	2,546,646	211,613	51,046,074	85,582,678	81,642,651
Deposits and unearned revenues	39,443,350	7,079,143	5,761,288	600,602	1,553,786	54,438,169	56,012,176
Accrued employee benefits - current portion	2,499,841	1,349,299	3,826,022	46,233	4,159,982	11,881,377	37,462,186
Postretirement medical benefits - current portion	5,198,545	899,330	779,781	200,031	123,608	7,201,295	5,341,523
Long-term leases - current portion	2,139,946	68,251	50,644	65,995	113,365	2,438,201	2,597,519
Long-term debt - current portion	10,702,207	4,229,262	4,902,508		5,945,834	25,779,811	30,674,801
Total Current Liabilities	**88,699,861**	**16,687,658**	**17,866,889**	**1,124,474**	**62,942,649**	**187,321,531**	**213,730,856**
Noncurrent Liabilities							
Asset retirement and other obligations	4,485,372	825,116	992,062	8,000		6,310,550	13,846,692
Refundable government advances	6,192,232	696,777	785,424			7,674,433	10,714,553
Accrued employee benefits, net of current portion	15,312,630	2,081,038	4,078,248	499,089	7,281,029	29,252,034	33,926,341
Postretirement medical benefits, net of current portion	50,281,019	8,993,690	8,267,675	1,881,059	1,235,829	70,659,272	80,797,529
Derivative instruments - interest rate swaps					11,105,007	11,105,007	22,279,956
Long-term leases, net of current portion	34,005,799	35,038	1,015,865	927,360	2,301,299	38,285,361	40,723,566
Long-term debt, net of current portion	142,143,626	83,529,174	78,833,477		50,346,311	354,852,588	381,002,845
Total Noncurrent Liabilities	**252,420,678**	**96,160,833**	**93,972,751**	**3,315,508**	**72,269,475**	**518,139,245**	**583,291,482**
TOTAL LIABILITIES	**341,120,539**	**112,848,491**	**111,839,640**	**4,439,982**	**135,212,124**	**705,460,776**	**797,022,338**
DEFERRED INFLOW OF RESOURCES							
Deferred inflow of resources related to personnel	8,576,253	1,398,946	1,365,737	289,339	1,068,715	12,698,990	9,085,517
Accounting gain on debt refinancing					49,903	49,903	99,806
Deferred inflow of resources related to gift annuities	1,654,827					1,654,827	2,161,259
Deferred inflows - leases	4,372,928	1,932,418	1,084,187	111,764		7,501,297	8,186,084
DEFERRED INFLOW OF RESOURCES	**14,604,008**	**3,331,364**	**2,449,924**	**401,103**	**1,118,618**	**21,905,017**	**19,532,666**
NET POSITION							
Net Investment in capital assets	577,523,038	90,644,598	74,496,564	6,456,869	(26,079,706)	723,041,363	721,356,153
Restricted							
Nonexpendable	259,194,945	23,776,288	37,120,576	8,468,458	11,504	328,571,771	306,566,066
Expendable	231,625,500	9,750,453	18,006,543	2,543,494	74,380	262,000,370	299,439,999
Unrestricted	132,532,700	19,203,185	(2,126,243)	23,288,009	134,277,919	307,175,570	330,278,995
TOTAL NET POSITION	**$ 1,200,876,183**	**143,374,524**	**127,497,440**	**40,756,830**	**108,284,097**	**1,620,789,074**	**1,657,641,213**

UNIVERSITY SYSTEM OF NEW HAMPSHIRE
STATEMENT OF NET POSITION
(BALANCE SHEET)

	General Operating	Internally Designated	Auxiliary	Other Unrestricted Funds	Restricted Gifts & Endowment Income	Sponsored Research & Programs	Sponsored Program Appropriations	Loan Funds	Endowment & Similar Funds	Plant Funds	Balance at June 30, 2022	Balance at June 30, 2021
ASSETS												
Current Assets												
Cash and cash equivalents	$ 76,049,120	$ 41,819,937	110,597,358	13,626,122	63,996,803	(9,988,979)	433,378	3,268,238	(243,294,651)	54,324,629	110,831,955	85,669,956
Short-term investments	335,687	115,597,610			444,583					27,888,510	144,266,390	130,476,885
Accounts receivable, net	2,599,616	2,618,475	1,903,529		8,745	31,340,070	579,034			3,111,864	42,161,333	27,037,180
Pledges receivable - current portion					3,598,744						3,598,744	2,548,611
Notes receivable - current portion								1,593,799			1,593,799	1,741,775
Lease receivable - current portion										1,072,265	1,072,265	1,166,900
Prepaid expenses and other current assets	3,549,857	3,159,430	251,890	2,589,684	17,150					140,051	9,708,062	9,903,498
Total Current Assets	**82,534,280**	**163,195,452**	**112,752,777**	**16,215,806**	**68,066,025**	**21,351,091**	**1,012,412**	**4,862,037**	**(243,294,651)**	**86,537,319**	**313,232,548**	**258,544,805**
Noncurrent Assets												
Endowment and similar investments - campuses									574,055,298		574,055,298	682,429,127
Endowment and similar investments - affiliated entities									287,758,174		287,758,174	318,817,719
Pledges receivable, net of current portion					7,231,379						7,231,379	7,131,060
Notes receivable, net of current portion								5,943,301			5,943,301	8,322,934
Lease receivable, net of current portion										6,402,953	6,402,953	7,405,749
Pension assets, net of obligations	713,481										713,481	1,556,972
Property and equipment, net of accumulated depreciation					295,000					1,118,821,002	1,119,116,002	1,143,524,634
Total Noncurrent Assets	**713,481**	**-**	**-**	**-**	**7,526,379**	**-**	**-**	**5,943,301**	**861,813,472**	**1,125,223,955**	**2,001,220,588**	**2,169,188,195**
TOTAL ASSETS	**83,247,761**	**163,195,452**	**112,752,777**	**16,215,806**	**75,592,404**	**21,351,091**	**1,012,412**	**10,805,338**	**618,518,821**	**1,211,761,274**	**2,314,453,136**	**2,427,733,000**
DEFERRED OUTFLOW OF RESOURCES												
Accumulated decrease in fair value of hedging derivatives										11,105,007	11,105,007	22,279,956
Accounting loss on debt refinancings										5,523,125	5,523,125	6,584,781
Deferred outflow of resources related to personnel	964,940	59,272		14,924,173							15,948,385	16,380,825
Deferred outflow - asset retirement obligations										1,125,214	1,125,214	1,217,655
DEFERRED OUTFLOW OF RESOURCES	**964,940.00**	**59,272**	**-**	**14,924,173**	**-**	**-**	**-**	**-**	**-**	**17,753,346**	**33,701,731**	**46,463,217**
LIABILITIES												
Current Liabilities												
Accounts payable and accrued expenses	40,409,628	7,258,487	2,363,596	16,215,807	280,191	1,817,680	48,522		319,792	16,868,975	85,582,678	81,642,651
Deposits and unearned revenues	26,394,099	3,960,896	6,698,899	-	559,370	16,563,859	241,390		19,656		54,438,169	56,012,176
Accrued employee benefits - current portion	135,070	11,746,307									11,881,377	37,462,186
Postretirement medical benefits - current portion				7,201,295							7,201,295	5,341,523
Long-term leases - current portion										2,438,201	2,438,201	2,597,519
Long-term debt - current portion										25,779,811	25,779,811	30,674,801
Total Current Liabilities	**66,938,797**	**22,965,690**	**9,062,495**	**23,417,102**	**839,561**	**18,381,539**	**289,912**	**-**	**339,448**	**45,086,987**	**187,321,531**	**213,730,856**
Noncurrent Liabilities												
Asset retirement and other obligations									3,002,072	3,308,478	6,310,550	13,846,692
Refundable government advances								7,674,433			7,674,433	10,714,553
Accrued employee benefits, net of current portion	17,590,900	11,661,134									29,252,034	33,926,341
Postretirement medical benefits, net of current portion				70,659,272							70,659,272	80,797,529
Derivative instruments - interest rate swaps										11,105,007	11,105,007	22,279,956
Long-term leases, net of current portion										38,285,361	38,285,361	40,723,566
Long-term debt, net of current portion										354,852,588	354,852,588	381,002,845
Total Noncurrent Liabilities	**17,590,900**	**11,661,134**	**-**	**70,659,272**	**-**	**-**	**-**	**7,674,433**	**3,002,072**	**407,551,434**	**518,139,245**	**583,291,482**
TOTAL LIABILITIES	**84,529,697**	**34,626,824**	**9,062,495**	**94,076,374**	**839,561**	**18,381,539**	**289,912**	**7,674,433**	**3,341,520**	**452,638,421**	**705,460,776**	**797,022,338**
DEFERRED INFLOW OF RESOURCES												
Deferred inflow of resources related to personnel	583,408	240,915		11,874,667							12,698,990	9,085,517
Accounting gain on debt refinancing										49,903	49,903	99,806
Deferred inflow of resources related to gift annuities									1,654,827		1,654,827	2,161,259
Deferred inflows - leases										7,501,297	7,501,297	8,186,084
DEFERRED INFLOW OF RESOURCES	**583,408**	**240,915**	**-**	**11,874,667**	**-**	**-**	**-**	**-**	**1,654,827**	**7,551,200**	**21,905,017**	**19,532,666**
NET POSITION												
Net Investment in capital assets										723,041,363	723,041,363	721,356,153
Restricted												
Nonexpendable									328,571,771		328,571,771	306,566,066
Expendable					74,752,843	2,969,552	722,500	1,870,390	181,685,085		262,000,370	299,439,999
Unrestricted	(900,404)	128,386,985	103,690,282	(74,811,062)				1,260,515	103,265,618	46,283,636	307,175,570	330,278,995
TOTAL NET POSITION	**$ (900,404)**	**128,386,985**	**103,690,282**	**(74,811,062)**	**74,752,843**	**2,969,552**	**722,500**	**3,130,905**	**613,522,474**	**769,324,999**	**1,620,789,074**	**1,657,641,213**
	-	-	-	-	-	-	-	-	-	-		

UNIVERSITY OF NEW HAMPSHIRE - CONSOLIDATED
STATEMENT OF NET POSITION
(BALANCE SHEET)

	General Operating	Internally Designated	Auxiliary	Other Unrestricted Funds	Restricted Gifts & Endowment Income	Sponsored Research & Programs	Sponsored Program Appropriations	Loan Funds	Endowment and Similar Funds	Plant Funds	Balance at June 30, 2022	Balance at June 30, 2021
ASSETS												
Current Assets												
Cash and cash equivalents	$ 36,168,762	99,808,682	77,527,169	(1,815,805)	55,662,742	(10,107,040)	433,378	2,604,533	(7,399,827)	10,161,651	263,044,245	183,543,124
Short-term investments	120,736	914,634			427,319						1,462,689	1,508,581
Accounts receivable, net	1,631,609	1,099,692	807,485		8,745	28,801,549	579,034			3,111,864	36,039,978	23,711,210
Pledges receivable - current portion					3,531,744						3,531,744	2,481,611
Notes receivable - current portion								1,250,691			1,250,691	1,315,130
Lease receivable - current portion										650,175	650,175	631,359
Prepaid expenses and other current assets	2,630,789	1,543,613	186,732	1,895,698	17,150					140,051	6,414,033	7,237,371
Total Current Assets	**40,551,896**	**103,366,621**	**78,521,386**	**79,893**	**59,647,700**	**18,694,509**	**1,012,412**	**3,855,224**	**(7,399,827)**	**14,063,741**	**312,393,555**	**220,428,386**
Noncurrent Assets												
Endowment and similar investments - campuses									178,530,574		178,530,574	205,921,568
Endowment and similar investments - affiliated entities									270,920,372		270,920,372	301,795,938
Pledges receivable, net of current portion					7,204,605						7,204,605	7,104,286
Notes receivable, net of current portion								3,681,496			3,681,496	5,904,317
Lease receivable, net of current portion										3,714,452	3,714,452	4,314,841
Pension assets, net of obligations											-	-
Property and equipment, net of accumulated depreciation					295,000					768,753,448	769,048,448	781,168,703
Total Noncurrent Assets	**-**	**-**	**-**	**-**	**7,499,605**	**-**	**-**	**3,681,496**	**449,450,946**	**772,467,900**	**1,233,099,947**	**1,306,209,653**
TOTAL ASSETS	**40,551,896**	**103,366,621**	**78,521,386**	**79,893**	**67,147,305**	**18,694,509**	**1,012,412**	**7,536,720**	**442,051,119**	**786,531,641**	**1,545,493,502**	**1,526,638,039**
DEFERRED OUTFLOW OF RESOURCES												
Accumulated decrease in fair value of hedging derivatives											-	-
Accounting loss on debt refinancings											-	-
Deferred outflow of resources related to personnel				10,442,367							10,442,367	10,848,702.00
Deferred outflow - asset retirement obligations										664,861	664,861	698,974.00
DEFERRED OUTFLOW OF RESOURCES	**-**	**-**	**-**	**10,442,367**	**-**	**-**	**-**	**-**	**-**	**664,861**	**11,107,228**	**11,547,676**
LIABILITIES												
Current Liabilities												
Accounts payable and accrued expenses	12,250,819	2,493,894	1,639,482	79,893	184,073	1,766,218	48,522		315,528	9,937,543	28,715,972	21,690,015
Deposits and unearned revenues	17,353,935	2,506,113	4,761,651		553,420	14,026,841	241,390				39,443,350	36,980,544
Accrued employee benefits - current portion		2,499,841									2,499,841	20,325,961
Postretirement medical benefits - current portion				5,198,545							5,198,545	3,820,508
Long-term leases - current portion										2,139,946	2,139,946	2,311,324
Long-term debt - current portion										10,702,207	10,702,207	10,566,394
Total Current Liabilities	**29,604,754**	**7,499,848**	**6,401,133**	**5,278,438**	**737,493**	**15,793,059**	**289,912**	**-**	**315,528**	**22,779,696**	**88,699,861**	**95,694,746**
Noncurrent Liabilities												
Asset retirement and other obligations									2,944,094	1,541,278	4,485,372	3,953,676
Refundable government advances								6,192,232			6,192,232	8,499,752
Accrued employee benefits, net of current portion	12,960,795	2,351,835									15,312,630	17,498,089
Postretirement medical benefits, net of current portion				50,281,019							50,281,019	57,717,225
Derivative instruments - interest rate swaps											-	-
Long-term leases, net of current portion										34,005,799	34,005,799	36,145,745
Long-term debt, net of current portion										142,143,626	142,143,626	152,845,834
Total Noncurrent Liabilities	**12,960,795**	**2,351,835**	**-**	**50,281,019**	**-**	**-**	**-**	**6,192,232**	**2,944,094**	**177,690,703**	**252,420,678**	**276,660,321**
TOTAL LIABILITIES	**42,565,549**	**9,851,683**	**6,401,133**	**55,559,457**	**737,493**	**15,793,059**	**289,912**	**6,192,232**	**3,259,622**	**200,470,399**	**341,120,539**	**372,355,067**
DEFERRED INFLOW OF RESOURCES												
Deferred inflow of resources related to personnel				8,576,253							8,576,253	5,650,237
Accounting gain on debt refinancing											-	-
Deferred inflow of resources related to gift annuities									1,654,827		1,654,827	2,161,259
Deferred inflows - leases										4,372,928	4,372,928	4,706,915
DEFERRED INFLOW OF RESOURCES	**-**	**-**	**-**	**8,576,253**	**-**	**-**	**-**	**-**	**1,654,827**	**4,372,928**	**14,604,008**	**12,518,411**
NET POSITION												
Net Investment in capital assets										577,523,038	577,523,038	578,065,712
Restricted											-	-
Nonexpendable									259,194,945		259,194,945	243,375,499
Expendable					66,409,812	2,901,450	722,500	1,283,558	160,308,180		231,625,500	266,513,691
Unrestricted	(2,013,653)	93,514,938	72,120,253	(53,613,450)				60,930	17,633,545	4,830,137	132,532,700	65,357,335
TOTAL NET POSITION	**$ (2,013,653)**	**93,514,938**	**72,120,253**	**(53,613,450)**	**66,409,812**	**2,901,450**	**722,500**	**1,344,488**	**437,136,670**	**582,353,175**	**1,200,876,183**	**1,153,312,237**

PLYMOUTH STATE UNIVERSITY
STATEMENT OF NET POSITION
(BALANCE SHEET)

	General Operating	Internally Designated	Auxiliary	Other Unrestricted Funds	Restricted Gifts & Endowment Income	Sponsored Research & Programs	Sponsored Program Appropriations	Loan Funds	Endowment & Similar Funds	Plant Funds	Balance at June 30, 2022	Balance at June 30, 2021
ASSETS												
Current Assets												
Cash and cash equivalents	$ 9,835,108	(12,743,716)	18,893,608	(171,055)	3,616,927	36,089		344,732		18,162,349	37,974,042	29,748,204
Short-term investments	135,070				17,264						152,334	170,801
Accounts receivable, net	413,254	42,288	500,000			395,262					1,350,804	780,513
Pledges receivable - current portion											-	-
Notes receivable - current portion								288,684			288,684	328,271
Lease receivable - current portion										188,301	188,301	182,223
Prepaid expenses and other current assets	119,582	251,181	30,179	209,664							610,606	904,301
Total Current Assets	**10,503,014**	**(12,450,247)**	**19,423,787**	**38,609**	**3,634,191**	**431,351**	**-**	**633,416**	**-**	**18,350,650**	**40,564,771**	**32,114,313**
Noncurrent Assets												
Endowment and similar investments - campuses									35,636,863		35,636,863	37,748,281
Endowment and similar investments - affiliated entities											-	-
Pledges receivable, net of current portion											-	-
Notes receivable, net of current portion								310,586			310,586	512,264
Lease receivable, net of current portion										1,764,549	1,764,549	1,941,417
Pension assets, net of obligations											-	-
Property and equipment, net of accumulated depreciation										179,287,101	179,287,101	184,506,879
Total Noncurrent Assets	**-**	**-**	**-**	**-**	**-**	**-**	**-**	**310,586**	**35,636,863**	**181,051,650**	**216,999,099**	**224,708,841**
TOTAL ASSETS	**10,503,014**	**(12,450,247)**	**19,423,787**	**38,609**	**3,634,191**	**431,351**	**-**	**944,002**	**35,636,863**	**199,402,300**	**257,563,870**	**256,823,154**
DEFERRED OUTFLOW OF RESOURCES												
Accumulated decrease in fair value of hedging derivatives											-	-
Accounting loss on debt refinancings											-	-
Deferred outflow of resources related to personnel				1,980,206							1,980,206	2,038,966
Deferred outflow - asset retirement obligations										10,303	10,303	30,731
DEFERRED OUTFLOW OF RESOURCES	**-**	**-**	**-**	**1,980,206**	**-**	**-**	**-**	**-**	**-**	**10,303**	**1,990,509**	**2,069,697**
LIABILITIES												
Current Liabilities												
Accounts payable and accrued expenses	1,335,885	69,922	369,763	38,609	70,878	20,953			1,802	1,154,561	3,062,373	2,011,377
Deposits and unearned revenues	5,761,061	1,057,522	110,785			149,775					7,079,143	13,455,668
Accrued employee benefits - current portion	135,070	1,214,229									1,349,299	3,984,376
Postretirement medical benefits - current portion				899,330							899,330	668,587
Long-term leases - current portion										68,251	68,251	64,899
Long-term debt - current portion										4,229,262	4,229,262	4,047,059
Total Current Liabilities	**7,232,016**	**2,341,673**	**480,548**	**937,939**	**70,878**	**170,728**	**-**	**-**	**1,802**	**5,452,074**	**16,687,658**	**24,231,966**
Noncurrent Liabilities												
Asset retirement and other obligations									13,916	811,200	825,116	825,535
Refundable government advances								696,777			696,777	1,026,765
Accrued employee benefits, net of current portion	1,657,437	423,601									2,081,038	3,524,386
Postretirement medical benefits, net of current portion				8,993,690							8,993,690	10,202,478
Derivative instruments - interest rate swaps											-	-
Long-term leases, net of current portion										35,038	35,038	103,292
Long-term debt, net of current portion										83,529,174	83,529,174	87,758,432
Total Noncurrent Liabilities	**1,657,437**	**423,601**	**-**	**8,993,690**	**-**	**-**	**-**	**696,777**	**13,916**	**84,375,412**	**96,160,833**	**103,440,888**
TOTAL LIABILITIES	**8,889,453**	**2,765,274**	**480,548**	**9,931,629**	**70,878**	**170,728**	**-**	**696,777**	**15,718**	**89,827,486**	**112,848,491**	**127,672,854**
DEFERRED INFLOW OF RESOURCES												
Deferred inflow of resources related to personnel				1,398,946							1,398,946	975,824
Accounting gain on debt refinancing											-	-
Deferred inflow of resources related to gift annuities											-	-
Deferred inflows - leases										1,932,418	1,932,418	2,051,597
DEFERRED INFLOW OF RESOURCES	**-**	**-**	**-**	**1,398,946**	**-**	**-**	**-**	**-**	**-**	**1,932,418**	**3,331,364**	**3,027,421**
NET POSITION												
Net Investment in capital assets										90,644,598	90,644,598	91,823,275
Restricted												
Nonexpendable									23,776,288		23,776,288	21,849,643
Expendable					3,563,313	260,623		234,847	5,691,670		9,750,453	5,378,600
Unrestricted	1,613,561	(15,215,521)	18,943,239	(9,311,760)				12,378	6,153,187	17,008,101	19,203,185	9,141,058
TOTAL NET POSITION	**$ 1,613,561**	**(15,215,521)**	**18,943,239**	**(9,311,760)**	**3,563,313**	**260,623**	**-**	**247,225**	**35,621,145**	**107,652,699**	**143,374,524**	**128,192,576**

KEENE STATE COLLEGE - CONSOLIDATED
STATEMENT OF NET POSITION
(BALANCE SHEET)

	General Operating	Internally Designated	Auxiliary	Other Unrestricted Funds	Restricted Gifts & Endowment Income	Sponsored Research & Programs	Sponsored Program Appropriations	Loan Funds	Endowment & Similar Funds	Plant Funds	Balance at June 30, 2022	Balance at June 30, 2021
ASSETS												
Current Assets												
Cash and cash equivalents	$ (21,424,679)	1,395,189	14,176,581	(465,011)	3,739,563	37,018		318,973		24,911,575	22,689,209	19,774,546
Short-term investments	79,881										79,881	73,522
Accounts receivable, net	286,612	40,889	596,044			642,401					1,565,946	1,752,342
Pledges receivable - current portion					67,000						67,000	67,000
Notes receivable - current portion								54,424			54,424	98,374
Lease receivable - current portion										152,193	152,193	146,761
Prepaid expenses and other current assets	28,530	16,607	34,979	467,281							547,397	174,879
Total Current Assets	**(21,029,656)**	**1,452,685**	**14,807,604**	**2,270**	**3,806,563**	**679,419**	**-**	**373,397**	**-**	**25,063,768**	**25,156,050**	**22,087,424**
Noncurrent Assets												
Endowment and similar investments - campuses									34,796,814		34,796,814	37,641,324
Endowment and similar investments - affiliated entities									16,837,802		16,837,802	17,021,781
Pledges receivable, net of current portion					26,774						26,774	26,774
Notes receivable, net of current portion								1,951,219			1,951,219	1,906,353
Lease receivable, net of current portion										921,921	921,921	1,070,060
Pension assets, net of obligations											-	-
Property and equipment, net of accumulated depreciation										159,810,634	159,810,634	166,063,116
Total Noncurrent Assets	**-**	**-**	**-**	**-**	**26,774**	**-**	**-**	**1,951,219**	**51,634,616**	**160,732,555**	**214,345,164**	**223,729,408**
TOTAL ASSETS	**(21,029,656)**	**1,452,685**	**14,807,604**	**2,270**	**3,833,337**	**679,419**	**-**	**2,324,616**	**51,634,616**	**185,796,323**	**239,501,214**	**245,816,832**
DEFERRED OUTFLOW OF RESOURCES												
Accumulated decrease in fair value of hedging derivatives											-	-
Accounting loss on debt refinancings											-	-
Deferred outflow of resources related to personnel				1,835,740							1,835,740	1,893,215
Deferred outflow - asset retirement obligations										450,050	450,050	487,950
DEFERRED OUTFLOW OF RESOURCES	**-**	**-**	**-**	**1,835,740**	**-**	**-**	**-**	**-**	**-**	**450,050**	**2,285,790**	**2,381,165**
LIABILITIES												
Current Liabilities												
Accounts payable and accrued expenses	994,703	689,150	354,351	2,271	18,836	15,143			2,462	469,730	2,546,646	2,265,578
Deposits and unearned revenues	2,676,127	397,261	1,826,463		4,640	856,797					5,761,288	4,950,748
Accrued employee benefits - current portion		3,826,022									3,826,022	5,699,425
Postretirement medical benefits - current portion				779,781							779,781	614,901
Long-term leases - current portion										50,644	50,644	48,151
Long-term debt - current portion										4,902,508	4,902,508	4,688,435
Total Current Liabilities	**3,670,830**	**4,912,433**	**2,180,814**	**782,052**	**23,476**	**871,940**	**-**	**-**	**2,462**	**5,422,882**	**17,866,889**	**18,267,238**
Noncurrent Liabilities												
Asset retirement and other obligations									44,062	948,000	992,062	994,526
Refundable government advances								785,424			785,424	1,188,036
Accrued employee benefits, net of current portion	1,922,829	2,155,419									4,078,248	5,988,831
Postretirement medical benefits, net of current portion				8,267,675							8,267,675	9,289,459
Derivative instruments - interest rate swaps											-	-
Long-term leases, net of current portion										1,015,865	1,015,865	1,066,509
Long-term debt, net of current portion										78,833,477	78,833,477	83,735,986
Total Noncurrent Liabilities	**1,922,829**	**2,155,419**	**-**	**8,267,675**	**-**	**-**	**-**	**785,424**	**44,062**	**80,797,342**	**93,972,751**	**102,263,347**
TOTAL LIABILITIES	**5,593,659**	**7,067,852**	**2,180,814**	**9,049,727**	**23,476**	**871,940**	**-**	**785,424**	**46,524**	**86,220,224**	**111,839,640**	**120,530,585**
DEFERRED INFLOW OF RESOURCES												
Deferred inflow of resources related to personnel				1,365,737							1,365,737	951,864
Accounting gain on debt refinancing											-	-
Deferred inflow of resources related to gift annuities											-	-
Deferred inflows - leases										1,084,187	1,084,187	1,163,499
DEFERRED INFLOW OF RESOURCES	**-**	**-**	**-**	**1,365,737**	**-**	**-**	**-**	**-**	**-**	**1,084,187**	**2,449,924**	**2,115,363**
NET POSITION												
Net Investment in capital assets										74,496,564	74,496,564	76,113,601
Restricted												
Nonexpendable									37,120,576		37,120,576	33,587,393
Expendable					3,809,861	(192,521)		351,985	14,037,218		18,006,543	23,952,616
Unrestricted	(26,623,315)	(5,615,167)	12,626,790	(8,577,454)				1,187,207	430,298	24,445,398	(2,126,243)	(8,101,561)
TOTAL NET POSITION	**$ (26,623,315)**	**(5,615,167)**	**12,626,790**	**(8,577,454)**	**3,809,861**	**(192,521)**	**-**	**1,539,192**	**51,588,092**	**98,941,962**	**127,497,440**	**125,552,049**

GRANITE STATE COLLEGE
STATEMENT OF NET POSITION
(BALANCE SHEET)

	General Operating	Internally Designated	Auxiliary	Other Unrestricted Funds	Restricted Gifts & Endowment Income	Sponsored Research & Programs	Sponsored Program Appropriations	Loan Funds	Endowment & Similar Funds	Plant Funds	Balance at June 30, 2022	Balance at June 30, 2021
ASSETS												
Current Assets												
Cash and cash equivalents	$ 25,761,320	543,351		(17,041)	936,211	(1,427,267)					25,796,574	24,017,096
Short-term investments											-	128,272
Accounts receivable, net	92,446					1,500,858					1,593,304	704,183
Pledges receivable - current portion											-	-
Notes receivable - current portion											-	-
Lease receivable - current portion										81,596	81,596	206,557
Prepaid expenses and other current assets	126,751			17,041							143,792	94,753
Total Current Assets	**25,980,517**	**543,351**	**-**	**-**	**936,211**	**73,591**	**-**	**-**	**-**	**81,596**	**27,615,266**	**25,150,861**
Noncurrent Assets												
Endowment and similar investments - campuses									10,083,455		10,083,455	10,545,029
Endowment and similar investments - affiliated entities											-	-
Pledges receivable, net of current portion											-	-
Notes receivable, net of current portion											-	-
Lease receivable, net of current portion										2,031	2,031	79,431
Pension assets, net of obligations											-	-
Property and equipment, net of accumulated depreciation										7,489,283	7,489,283	7,924,805
Total Noncurrent Assets	**-**	**-**	**-**	**-**	**-**	**-**	**-**	**-**	**10,083,455**	**7,491,314**	**17,574,769**	**18,549,265**
TOTAL ASSETS	**25,980,517**	**543,351**	**-**	**-**	**936,211**	**73,591**	**-**	**-**	**10,083,455**	**7,572,910**	**45,190,035**	**43,700,126**
DEFERRED OUTFLOW OF RESOURCES												
Accumulated decrease in fair value of hedging derivatives											-	-
Accounting loss on debt refinancings											-	-
Deferred outflow of resources related to personnel				407,880							407,880	420,883
Deferred outflow - asset retirement obligations											-	-
DEFERRED OUTFLOW OF RESOURCES	**-**	**-**	**-**	**407,880**	**-**	**-**	**-**	**-**	**-**	**-**	**407,880**	**420,883**
LIABILITIES												
Current Liabilities												
Accounts payable and accrued expenses	180,423	6,498			6,404	15,366				2,922	211,613	520,601
Deposits and unearned revenues	541,067				1,310	58,225					600,602	617,160
Accrued employee benefits - current portion		46,233									46,233	425,619
Postretirement medical benefits - current portion				200,031							200,031	141,239
Long-term leases - current portion										65,995	65,995	63,708
Long-term debt - current portion											-	-
Total Current Liabilities	**721,490**	**52,731**	**-**	**200,031**	**7,714**	**73,591**	**-**	**-**	**-**	**68,917**	**1,124,474**	**1,768,327**
Noncurrent Liabilities												
Asset retirement and other obligations										8,000	8,000	8,000
Refundable government advances											-	-
Accrued employee benefits, net of current portion	415,461	83,628									499,089	589,346
Postretirement medical benefits, net of current portion				1,881,059							1,881,059	2,133,730
Derivative instruments - interest rate swaps											-	-
Long-term leases, net of current portion										927,360	927,360	993,354
Long-term debt, net of current portion											-	-
Total Noncurrent Liabilities	**415,461**	**83,628**	**-**	**1,881,059**	**-**	**-**	**-**	**-**	**-**	**935,360**	**3,315,508**	**3,724,430**
TOTAL LIABILITIES	**1,136,951**	**136,359**	**-**	**2,081,090**	**7,714**	**73,591**	**-**	**-**	**-**	**1,004,277**	**4,439,982**	**5,492,757**
DEFERRED INFLOW OF RESOURCES												
Deferred inflow of resources related to personnel				289,339							289,339	195,698
Accounting gain on debt refinancing											-	-
Deferred inflow of resources related to gift annuities											-	-
Deferred inflows - leases										111,764	111,764	264,073
DEFERRED INFLOW OF RESOURCES	**-**	**-**	**-**	**289,339**	**-**	**-**	**-**	**-**	**-**	**111,764**	**401,103**	**459,771**
NET POSITION												
Net Investment in capital assets										6,456,869	6,456,869	6,878,546
Restricted												
Nonexpendable									8,468,458		8,468,458	7,742,027
Expendable					928,497				1,614,997		2,543,494	3,519,110
Unrestricted	24,843,566	406,992		(1,962,549)							23,288,009	20,028,798
TOTAL NET POSITION	**$ 24,843,566**	**406,992**	**-**	**(1,962,549)**	**928,497**	**-**	**-**	**-**	**10,083,455**	**6,456,869**	**40,756,830**	**38,168,481**

TRUSTEES/CHANCELLOR'S OFFICE
STATEMENT OF NET POSITION
(BALANCE SHEET)

	General Operating	Internally Designated	Auxiliary	Other Unrestricted Funds	Restricted Gifts & Endowment Income	Sponsored Research & Programs	Sponsored Program Appropriations	Loan Funds	Endowment & Similar Funds	Plant Funds	Balance at June 30, 2022	Balance at June 30, 2021
ASSETS												
Current Assets												
Cash and cash equivalents	$ 25,708,609	(47,183,569)		16,095,034	41,360	1,472,221			(235,894,824)	1,089,054	(238,672,115)	(171,413,014)
Short-term investments		114,682,976								27,888,510	142,571,486	128,595,709
Accounts receivable, net	175,695	1,435,606									1,611,301	88,932
Pledges receivable - current portion											-	-
Notes receivable - current portion											-	-
Lease receivable - current portion											-	-
Prepaid expenses and other current assets	644,205	1,348,029									1,992,234	1,492,194
Total Current Assets	**26,528,509**	**70,283,042**	**-**	**16,095,034**	**41,360**	**1,472,221**	**-**	**-**	**(235,894,824)**	**28,977,564**	**(92,497,094)**	**(41,236,179)**
Noncurrent Assets												
Endowment and similar investments - campuses									315,007,592		315,007,592	390,572,925
Endowment and similar investments - affiliated entities											-	-
Pledges receivable, net of current portion											-	-
Notes receivable, net of current portion											-	-
Lease receivable, net of current portion											-	-
Pension assets, net of obligations	713,481										713,481	1,556,972
Property and equipment, net of accumulated depreciation										3,480,536	3,480,536	3,861,131
Total Noncurrent Assets	**713,481**	**-**	**-**	**-**	**-**	**-**	**-**	**-**	**315,007,592**	**3,480,536**	**319,201,609**	**395,991,028**
TOTAL ASSETS	**27,241,990**	**70,283,042**	**-**	**16,095,034**	**41,360**	**1,472,221**	**-**	**-**	**79,112,768**	**32,458,100**	**226,704,515**	**354,754,849**
DEFERRED OUTFLOW OF RESOURCES												
Accumulated decrease in fair value of hedging derivatives										11,105,007	11,105,007	22,279,956
Accounting loss on debt refinancings										5,523,125	5,523,125	6,584,781
Deferred outflow of resources related to personnel	964,940	59,272		257,980							1,282,192	1,179,059
Deferred outflow - asset retirement obligations											-	-
DEFERRED OUTFLOW OF RESOURCES	**964,940**	**59,272**	**-**	**257,980**	**-**	**-**	**-**	**-**	**-**	**16,628,132**	**17,910,324**	**30,043,796**
LIABILITIES												
Current Liabilities												
Accounts payable and accrued expenses	25,647,798	3,999,023		16,095,034						5,304,219	51,046,074	55,155,080
Deposits and unearned revenues	61,909					1,472,221			19,656		1,553,786	8,056
Accrued employee benefits - current portion		4,159,982									4,159,982	7,026,805
Postretirement medical benefits - current portion				123,608							123,608	96,288
Long-term leases - current portion										113,365	113,365	109,437
Long-term debt - current portion										5,945,834	5,945,834	11,372,913
Total Current Liabilities	**25,709,707**	**8,159,005**	**-**	**16,218,642**	**-**	**1,472,221**	**-**	**-**	**19,656**	**11,363,418**	**62,942,649**	**73,768,579**
Noncurrent Liabilities												
Asset retirement and other obligations											-	8,064,955
Refundable government advances											-	-
Accrued employee benefits, net of current portion	634,378	6,646,651									7,281,029	6,325,689
Postretirement medical benefits, net of current portion				1,235,829							1,235,829	1,454,637
Derivative instruments - interest rate swaps										11,105,007	11,105,007	22,279,956
Long-term leases, net of current portion										2,301,299	2,301,299	2,414,666
Long-term debt, net of current portion										50,346,311	50,346,311	56,662,593
Total Noncurrent Liabilities	**634,378**	**6,646,651**	**-**	**1,235,829**	**-**	**-**	**-**	**-**	**-**	**63,752,617**	**72,269,475**	**97,202,496**
TOTAL LIABILITIES	**26,344,085**	**14,805,656**	**-**	**17,454,471**	**-**	**1,472,221**	**-**	**-**	**19,656**	**75,116,035**	**135,212,124**	**170,971,075**
DEFERRED INFLOW OF RESOURCES												
Deferred inflow of resources related to personnel	583,408	240,915		244,392							1,068,715	1,311,894
Accounting gain on debt refinancing										49,903	49,903	99,806
Deferred inflow of resources related to gift annuities											-	-
Deferred inflows - leases											-	-
DEFERRED INFLOW OF RESOURCES	**583,408**	**240,915**	**-**	**244,392**	**-**	**-**	**-**	**-**	**-**	**49,903**	**1,118,618**	**1,411,700**
NET POSITION												
Net Investment in capital assets										(26,079,706)	(26,079,706)	(31,524,981)
Restricted												
Nonexpendable									11,504		11,504	11,504
Expendable					41,360				33,020		74,380	75,982
Unrestricted	1,279,437	55,295,743		(1,345,849)					79,048,588		134,277,919	243,853,365
TOTAL NET POSITION	**$ 1,279,437**	**55,295,743**	**-**	**(1,345,849)**	**41,360**	**-**	**-**	**-**	**79,093,112**	**(26,079,706)**	**108,284,097**	**212,415,870**

UNIVERSITY SYSTEM OF NEW HAMPSHIRE
STATEMENT OF REVENUES, EXPENSES AND CHANGES IN NET POSITION
(ACTIVITIES STATEMENT)

	UNH - Durham, Manchester, Law and Foundation	PSU	KSC and KEA	GSC	Trustees/ Chancellor's Office	For the year ended June 30, 2022	2021
OPERATING REVENUES							
Resident tuition	$ 106,018,834	24,644,648	16,679,910	9,129,525		156,472,917	163,329,307
Nonresident tuition	233,772,905	39,556,795	32,001,560	2,435,630		307,766,890	302,826,627
Continuing education tuition	12,639,285	943,307	1,306,064	1,324,230		16,212,886	17,572,170
Student fees revenue	15,352,752	4,307,986	4,094,684	593,248		24,348,670	24,328,490
Total tuition and fees	367,783,776	69,452,736	54,082,218	13,482,633		504,801,363	508,056,594
Less: student financial aid - grants and contracts	(16,917,087)	(5,768,016)	(4,366,518)	(3,627,760)		(30,679,381)	(31,759,127)
Less: student financial aid - all other	(138,775,171)	(22,697,616)	(20,130,333)	(1,840,930)		(183,444,050)	(175,462,940)
Net tuition and fees	212,091,518	40,987,104	29,585,367	8,013,943	-	290,677,932	300,834,527
Grants and contracts - direct revenues	150,696,014	3,230,166	5,047,640	3,482,791		162,456,611	120,066,127
Grants and contracts - facilities & administrative recovery	28,910,937	203,875	903,984	93,945		30,112,741	24,128,146
Sales of auxiliary services	133,447,083	31,740,868	28,142,403			193,330,354	162,456,679
Other operating revenues	22,393,484	1,645,933	1,921,316	385,643	4,379,643	30,726,019	26,312,733
TOTAL OPERATING REVENUES	**547,539,036**	**77,807,946**	**65,600,710**	**11,976,322**	**4,379,643**	**707,303,657**	**633,798,212**
OPERATING EXPENSES							
Employee compensation - grants and contracts	65,625,241	1,234,112	3,447,066	1,617,003	(8)	71,923,414	69,900,382
Employee compensation - all other	321,585,466	45,833,276	48,005,897	9,594,404	11,096,012	436,115,055	508,121,374
Supplies and services - grants and contracts	91,369,784	6,819,520	6,507,904	1,608,707	(1,472,220)	104,833,695	77,697,345
Supplies and services - all other	108,657,280	29,755,924	28,923,699	3,710,560	(5,812,629)	165,234,834	152,627,239
Utilities	8,932,421	5,493,726	4,055,757	95,214	72,451	18,649,569	15,776,023
Depreciation and amortization	53,119,731	9,248,594	8,493,713	405,389	380,594	71,648,021	72,498,715
TOTAL OPERATING EXPENSES	**649,289,923**	**98,385,152**	**99,434,036**	**17,031,277**	**4,264,200**	**868,404,588**	**896,621,078**
Operating gain (loss)	(101,750,887)	(20,577,206)	(33,833,326)	(5,054,955)	115,443	(161,100,931)	(262,822,866)
NONOPERATING REVENUES (EXPENSES)							
State of New Hampshire general appropriations	60,420,083	12,587,351	11,902,185	3,590,381		88,500,000	88,500,000
Federal Pell grants	11,201,886	4,708,494	3,472,650	2,328,697		21,711,727	23,084,273
Other nonoperating grant revenue	28,650,721	12,824,580	7,767,476	1,214,284	(1,472,220)	48,984,841	60,073,218
Noncapital gifts	14,457,858	1,262,109	1,203,650	33,871	85	16,957,573	22,366,790
Endowment and investment income	28,035,706	2,212,109	2,973,144	787,217	(2,775,177)	31,232,999	38,882,097
Interest expense, net	(7,422,232)	(3,218,877)	(3,206,265)	(36,103)	(1,470,834)	(15,354,311)	(16,976,404)
Other nonoperating revenue	155,515	68,898	38,187	5,262	153,864	421,726	1,498,349
TOTAL NONOPERATING REVENUES (EXPENSES)	135,499,537	30,444,664	24,151,027	7,923,609	(5,564,282)	192,454,555	217,428,323
INCREASE (DECREASE) IN NET POSITION BEFORE OTHER CHANGES	**33,748,650**	**9,867,458**	**(9,682,299)**	**2,868,654**	**(5,448,839)**	**31,353,624**	**(45,394,543)**
OTHER CHANGES IN NET POSITION							
State of New Hampshire capital appropriations	18,736,117					18,736,117	4,561,433
Plant gifts, grants and other changes, net	4,770,373	(349,540)	(1,112,680)	(30,133)		3,278,020	4,513,137
Endowment and similar gifts	15,284,393	2,021,614	3,533,184	726,431		21,565,622	9,716,950
Endowment return, net of amount used for operations	(63,632,987)	(4,234,435)	(6,564,762)	(1,188,005)	(36,165,333)	(111,785,522)	186,900,040
TOTAL OTHER CHANGES IN NET POSITION	**(24,842,104)**	**(2,562,361)**	**(4,144,258)**	**(491,707)**	**(36,165,333)**	**(68,205,763)**	**205,691,560**
Transfers, net	38,657,400	7,876,851	15,771,948	211,402	(62,517,601)	-	-
NET INCREASE (DECREASE) IN NET POSITION	**47,563,946**	**15,181,948**	**1,945,391**	**2,588,349**	**(104,131,773)**	**(36,852,139)**	**160,297,017**
Net position at beginning of year	1,153,312,237	128,192,576	125,552,049	38,168,481	212,415,870	1,657,641,213	1,497,344,196
NET POSITION AT END OF YEAR	**$ 1,200,876,183**	**143,374,524**	**127,497,440**	**40,756,830**	**108,284,097**	**1,620,789,074**	**1,657,641,213**

UNIVERSITY SYSTEM OF NEW HAMPSHIRE
STATEMENT OF REVENUES, EXPENSES AND CHANGES IN NET POSITION
(ACTIVITIES STATEMENT)

	General Operating	Internally Designated	Auxiliary	Other Unrestricted Funds	Restricted Gifts & Endowment Income	Sponsored Research & Programs	Sponsored Program Appropriations	Loan Funds	Endowment & Similar Funds	Plant Funds	For the year ended June 30, 2022	2021
OPERATING REVENUES												
Resident tuition	156,344,566	128,351									156,472,917	163,329,307
Nonresident tuition	307,766,890										307,766,890	302,826,627
Continuing education tuition	16,007,853	116,225			88,808						16,212,886	17,572,170
Student fees revenue	20,490,195	3,852,898			5,577						24,348,670	24,328,490
Total tuition and fees	500,609,504	4,097,474	-	-	94,385	-	-	-	-	-	504,801,363	508,056,594
Less: student financial aid - grants and contracts						(30,679,381)					(30,679,381)	(31,759,127)
Less: student financial aid - all other	(166,412,951)	(379,223)	(1,878,897)		(14,558,046)	(214,933)					(183,444,050)	(175,462,940)
Net tuition and fees	334,196,553	3,718,251	(1,878,897)	-	(14,463,661)	(30,894,314)	-	-	-	-	290,677,932	300,834,527
Grants and contracts - direct revenues						155,695,892	6,760,719				162,456,611	120,066,127
Grants and contracts - facilities & administrative recovery	30,112,741										30,112,741	24,128,146
Sales of auxiliary services			193,333,680							(3,326)	193,330,354	162,456,679
Other operating revenues	8,222,836	19,001,168			1,183,155	2,525,897		340,657		(547,694)	30,726,019	26,312,733
TOTAL OPERATING REVENUES	**372,532,130**	**22,719,419**	**191,454,783**	**-**	**(13,280,506)**	**127,327,475**	**6,760,719**	**340,657**	**-**	**(551,020)**	**707,303,657**	**633,798,212**
OPERATING EXPENSES												
Employee compensation - grants and contracts						66,517,519	5,405,895				71,923,414	69,900,382
Employee compensation - all other	349,118,304	35,867,077	43,449,205	(3,678,939)	9,054,149	2,305,161	98				436,115,055	508,121,374
Supplies and services - grants and contracts						103,731,693	1,069,227			32,775	104,833,695	77,697,345
Supplies and services - all other	36,696,417	25,385,980	97,070,552		6,311,273	304,865	30,556	442,450		(1,007,259)	165,234,834	152,627,239
Utilities	17,339,197	764,473	55,329		294,235	178,813	17,522				18,649,569	15,776,023
Depreciation and amortization										71,648,021	71,648,021	72,498,715
TOTAL OPERATING EXPENSES	**403,153,918**	**62,017,530**	**140,575,086**	**(3,678,939)**	**15,659,657**	**173,038,051**	**6,523,298**	**442,450**	**-**	**70,673,537**	**868,404,588**	**896,621,078**
Operating gain (loss)	(30,621,788)	(39,298,111)	50,879,697	3,678,939	(28,940,163)	(45,710,576)	237,421	(101,793)	-	(71,224,557)	(161,100,931)	(262,822,866)
NONOPERATING REVENUES (EXPENSES)												
State of New Hampshire general appropriations	88,500,000										88,500,000	88,500,000
Federal Pell grants						21,711,727					21,711,727	23,084,273
Other nonoperating grant revenue		106,204				48,878,637					48,984,841	60,073,218
Noncapital gifts		724,321			16,233,252						16,957,573	22,366,790
Endowment and investment income	8,075,701	(129,408)			30,638,405			41,146	(11,417,453)	4,024,608	31,232,999	38,882,097
Interest expense, net									(15,000)	(15,339,311)	(15,354,311)	(16,976,404)
Other nonoperating revenue		383,345	1,572,743		117,541	(1,919,765)				267,862	421,726	1,498,349
TOTAL NONOPERATING REVENUES (EXPENSES)	**96,575,701**	**1,084,462**	**1,572,743**	**-**	**46,989,198**	**68,670,599**	**-**	**41,146**	**(11,432,453)**	**(11,046,841)**	**192,454,555**	**217,428,323**
INCREASE (DECREASE) IN NET POSITION BEFORE OTHER CHANGES	**65,953,913**	**(38,213,649)**	**52,452,440**	**3,678,939**	**18,049,035**	**22,960,023**	**237,421**	**(60,647)**	**(11,432,453)**	**(82,271,398)**	**31,353,624**	**(45,394,543)**
OTHER CHANGES IN NET POSITION												
State of New Hampshire capital appropriations										18,736,117	18,736,117	4,561,433
Plant gifts, grants and other changes, net					7,625,731					(4,347,711)	3,278,020	4,513,137
Endowment and similar gifts									21,565,622		21,565,622	9,716,950
Endowment return, net of amount used for operations		(198)			(11,421,550)				(100,363,774)		(111,785,522)	186,900,040
TOTAL OTHER CHANGES IN NET POSITION	**-**	**(198)**	**-**	**-**	**(3,795,819)**	**-**	**-**	**-**	**(78,798,152)**	**14,388,406**	**(68,205,763)**	**205,691,560**
Transfers, net	(55,456,662)	142,627,315	5,709,457		(2,070,693)	(701,377)	(239,490)	(635,096)	(103,470,917)	14,237,463	-	-
NET INCREASE (DECREASE) IN NET POSITION	**10,497,251**	**104,413,468**	**58,161,897**	**3,678,939**	**12,182,523**	**22,258,646**	**(2,069)**	**(695,743)**	**(193,701,522)**	**(53,645,529)**	**(36,852,139)**	**160,297,017**
Net position at beginning of year	(11,397,655)	23,973,517	45,528,385	(78,490,001)	62,570,320	(19,289,094)	724,569	3,826,648	807,223,996	822,970,528	1,657,641,213	1,497,344,196
NET POSITION AT END OF YEAR	**$ (900,404)**	**128,386,985**	**103,690,282**	**(74,811,062)**	**74,752,843**	**2,969,552**	**722,500**	**3,130,905**	**613,522,474**	**769,324,999**	**1,620,789,074**	**1,657,641,213**

UNIVERSITY OF NEW HAMPSHIRE CONSOLIDATED
STATEMENT OF REVENUES, EXPENSES AND CHANGES IN NET POSITION
(ACTIVITIES STATEMENT)

											For the year ended June 30,	
	General Operating	Internally Designated	Auxiliary	Other Unrestriced Funds	Restricted Gifts & Endowment Income	Sponsored Research & Programs	Sponsored Program Appropriations	Loan Funds	Endowment & Similar Funds	Plant Funds	2022	2021
OPERATING REVENUES												
Resident tuition	$ 106,018,834										106,018,834	110,617,693
Nonresident tuition	233,772,905										233,772,905	225,775,708
Continuing education tuition	12,628,060	11,225									12,639,285	13,735,575
Student fees revenue	14,178,142	1,174,610									15,352,752	15,046,026
Total tuition and fees	366,597,941	1,185,835	-	-	-	-	-	-	-	-	367,783,776	365,175,002
Less: student financial aid - grants and contracts						(16,917,087)					(16,917,087)	(17,298,285)
Less: student financial aid - all other	(125,415,725)	(304,238)	(1,875,610)		(11,551,518)	371,920					(138,775,171)	(130,686,888)
Net tuition and fees	241,182,216	881,597	(1,875,610)	-	(11,551,518)	(16,545,167)	-	-	-	-	212,091,518	217,189,829
Grants and contracts - direct revenues						143,935,295	6,760,719				150,696,014	108,914,190
Grants and contracts - facilities & administrative recovery	28,910,937										28,910,937	22,993,306
Sales of auxiliary services			133,450,409							(3,326)	133,447,083	108,773,687
Other operating revenues	5,875,228	13,136,847			1,008,013	2,526,574		199,424		(352,602)	22,393,484	16,814,485
TOTAL OPERATING REVENUES	**275,968,381**	**14,018,444**	**131,574,799**	**-**	**(10,543,505)**	**129,916,702**	**6,760,719**	**199,424**	**-**	**(355,928)**	**547,539,036**	**474,685,497**
OPERATING EXPENSES												
Employee compensation - grants and contracts						60,219,346	5,405,895				65,625,241	63,974,238
Employee compensation - all other	247,438,845	29,161,877	37,006,301	(2,725,817)	8,538,478	2,165,684	98				321,585,466	363,381,416
Supplies and services - grants and contracts						90,267,782	1,069,227			32,775	91,369,784	42,332,875
Supplies and services - all other	31,054,849	7,618,569	66,456,726		5,186,747	276,297	30,556	259,179		(2,225,643)	108,657,280	92,316,588
Utilities	7,640,772	764,473	36,606		294,235	178,813	17,522				8,932,421	7,178,650
Depreciation and amortization										53,119,731	53,119,731	53,893,351
TOTAL OPERATING EXPENSES	**286,134,466**	**37,544,919**	**103,499,633**	**(2,725,817)**	**14,019,460**	**153,107,922**	**6,523,298**	**259,179**	**-**	**50,926,863**	**649,289,923**	**623,077,118**
Operating gain (loss)	(10,166,085)	(23,526,475)	28,075,166	2,725,817	(24,562,965)	(23,191,220)	237,421	(59,755)	-	(51,282,791)	(101,750,887)	(148,391,621)
NONOPERATING REVENUES (EXPENSES)												
State of New Hampshire general appropriations	60,420,083										60,420,083	60,419,908
Federal Pell grants						11,201,886					11,201,886	12,010,410
Other nonoperating grant revenue		7,041				28,643,680					28,650,721	20,864,608
Noncapital gifts		518,468			13,939,390						14,457,858	20,411,204
Endowment and investment income	5,636,577	6,274,042			27,505,491			41,146	(11,421,550)		28,035,706	27,857,536
Interest expense, net									(15,000)	(7,407,232)	(7,422,232)	(7,880,503)
Other nonoperating revenue										155,515	155,515	175,328
TOTAL NONOPERATING REVENUES (EXPENSES)	66,056,660	6,799,551	-	-	41,444,881	39,845,566	-	41,146	(11,436,550)	(7,251,717)	135,499,537	133,858,491
INCREASE (DECREASE) IN NET POSITION BEFORE OTHER CHANGES	**55,890,575**	**(16,726,924)**	**28,075,166**	**2,725,817**	**16,881,916**	**16,654,346**	**237,421**	**(18,609)**	**(11,436,550)**	**(58,534,508)**	**33,748,650**	**(14,533,130)**
OTHER CHANGES IN NET POSITION												
State of New Hampshire capital appropriations										18,736,117	18,736,117	4,561,433
Plant gifts, grants and other changes, net					7,064,762					(2,294,389)	4,770,373	2,442,236
Endowment and similar gifts									15,284,393		15,284,393	7,289,862
Endowment return, net of amount used for operations					(11,421,550)				(52,211,437)		(63,632,987)	93,372,237
TOTAL OTHER CHANGES IN NET POSITION	**-**	**-**	**-**	**-**	**(4,356,788)**	**-**	**-**	**-**	**(36,927,044)**	**16,441,728**	**(24,842,104)**	**107,665,768**
Transfers, net	(52,838,093)	82,895,452	23,437,366		(1,904,929)	(1,428,718)	(239,490)	(468,636)	624,371	(11,419,923)	38,657,400	11,615,072
NET INCREASE (DECREASE) IN NET POSITION	**3,052,482**	**66,168,528**	**51,512,532**	**2,725,817**	**10,620,199**	**15,225,628**	**(2,069)**	**(487,245)**	**(47,739,223)**	**(53,512,703)**	**47,563,946**	**104,747,710**
Net position at beginning of year	(5,066,135)	27,346,410	20,607,721	(56,339,267)	55,789,613	(12,324,178)	724,569	1,831,733	484,875,893	635,865,878	1,153,312,237	1,048,564,527
NET POSITION AT END OF YEAR	**$ (2,013,653)**	**93,514,938**	**72,120,253**	**(53,613,450)**	**66,409,812**	**2,901,450**	**722,500**	**1,344,488**	**437,136,670**	**582,353,175**	**1,200,876,183**	**1,153,312,237**

PLYMOUTH STATE UNIVERSITY
STATEMENT OF REVENUES, EXPENSES AND CHANGES IN NET POSITION
(ACTIVITIES STATEMENT)

											For the year ended June 30,	
	General Operating	Internally Designated	Auxiliary	Other Unrestriced Funds	Restricted Gifts & Endowment Income	Sponsored Research & Programs	Sponsored Program Appropriations	Loan Funds	Endowment & Similar Funds	Plant Funds	2022	2021
OPERATING REVENUES												
Resident tuition	$ 24,644,648										24,644,648	26,287,321
Nonresident tuition	39,556,795										39,556,795	40,510,376
Continuing education tuition	943,307										943,307	1,044,310
Student fees revenue	3,678,252	629,734									4,307,986	4,567,574
Total tuition and fees	68,823,002	629,734	-	-	-	-	-	-	-	-	69,452,736	72,409,581
Less: student financial aid - grants and contracts						(5,768,016)					(5,768,016)	(6,293,329)
Less: student financial aid - all other	(21,615,864)	(10,850)			(1,056,902)	(14,000)					(22,697,616)	(22,955,921)
Net tuition and fees	47,207,138	618,884	-	-	(1,056,902)	(5,782,016)	-	-	-	-	40,987,104	43,160,331
Grants and contracts - direct revenues						3,230,166					3,230,166	2,957,412
Grants and contracts - facilities & administrative recovery	203,875										203,875	133,670
Sales of auxiliary services			31,740,868								31,740,868	28,375,053
Other operating revenues	994,211	542,842			95,043	(677)		64,712		(50,198)	1,645,933	2,949,302
TOTAL OPERATING REVENUES	**48,405,224**	**1,161,726**	**31,740,868**	**-**	**(961,859)**	**(2,552,527)**	**-**	**64,712**	**-**	**(50,198)**	**77,807,946**	**77,575,768**
OPERATING EXPENSES												
Employee compensation - grants and contracts						1,234,112					1,234,112	1,158,872
Employee compensation - all other	42,741,882	560,211	2,860,908	(394,171)	21,857	42,589					45,833,276	56,884,086
Supplies and services - grants and contracts						6,819,520					6,819,520	5,233,303
Supplies and services - all other	5,924,726	5,303,684	16,379,625		674,779			58,833		1,414,277	29,755,924	27,196,536
Utilities	5,493,726										5,493,726	4,463,424
Depreciation and amortization										9,248,594	9,248,594	9,382,019
TOTAL OPERATING EXPENSES	**54,160,334**	**5,863,895**	**19,240,533**	**(394,171)**	**696,636**	**8,096,221**	**-**	**58,833**	**-**	**10,662,871**	**98,385,152**	**104,318,240**
Operating gain (loss)	(5,755,110)	(4,702,169)	12,500,335	394,171	(1,658,495)	(10,648,748)	-	5,879	-	(10,713,069)	(20,577,206)	(26,742,472)
NONOPERATING REVENUES (EXPENSES)												
State of New Hampshire general appropriations	12,587,351										12,587,351	12,587,418
Federal Pell grants						4,708,494					4,708,494	5,091,772
Other nonoperating grant revenue		99,163				12,725,417					12,824,580	5,567,813
Noncapital gifts		92,957			1,169,152						1,262,109	917,210
Endowment and investment income	931,978	229,728			1,048,645				1,758		2,212,109	2,389,782
Interest expense, net										(3,218,877)	(3,218,877)	(3,371,738)
Other nonoperating revenue										68,898	68,898	74,694
TOTAL NONOPERATING REVENUES (EXPENSES)	**13,519,329**	**421,848**	**-**	**-**	**2,217,797**	**17,433,911**	**-**	**-**	**1,758**	**(3,149,979)**	**30,444,664**	**23,256,951**
INCREASE (DECREASE) IN NET POSITION BEFORE OTHER CHANGES	**7,764,219**	**(4,280,321)**	**12,500,335**	**394,171**	**559,302**	**6,785,163**	**-**	**5,879**	**1,758**	**(13,863,048)**	**9,867,458**	**(3,485,521)**
OTHER CHANGES IN NET POSITION												
State of New Hampshire capital appropriations											-	-
Plant gifts, grants and other changes, net					480,685					(830,225)	(349,540)	1,941,660
Endowment and similar gifts									2,021,614		2,021,614	843,498
Endowment return, net of amount used for operations									(4,234,435)		(4,234,435)	7,064,863
TOTAL OTHER CHANGES IN NET POSITION	**-**	**-**	**-**	**-**	**480,685**	**-**	**-**	**-**	**(2,212,821)**	**(830,225)**	**(2,562,361)**	**9,850,021**
Transfers, net	(6,238,244)	9,534,653	(7,677,717)		(96,882)	14,000		(82,930)	100,027	12,323,944	7,876,851	1,763,993
NET INCREASE (DECREASE) IN NET POSITION	**1,525,975**	**5,254,332**	**4,822,618**	**394,171**	**943,105**	**6,799,163**	**-**	**(77,051)**	**(2,111,036)**	**(2,369,329)**	**15,181,948**	**8,128,493**
Net position at beginning of year	87,586	(20,469,853)	14,120,621	(9,705,931)	2,620,208	(6,538,540)	-	324,276	37,732,181	110,022,028	128,192,576	120,064,083
NET POSITION AT END OF YEAR	**$ 1,613,561**	**(15,215,521)**	**18,943,239**	**(9,311,760)**	**3,563,313**	**260,623**	**-**	**247,225**	**35,621,145**	**107,652,699**	**143,374,524**	**128,192,576**

KEENE STATE COLLEGE CONSOLIDATED
STATEMENT OF REVENUES, EXPENSES AND CHANGES IN NET POSITION
(ACTIVITIES STATEMENT)

	General Operating	Internally Designated	Auxiliary	Other Unrestriced Funds	Restricted Gifts & Endowment Income	Sponsored Research & Programs	Sponsored Program Appropriations	Loan Funds	Endowment & Similar Funds	Plant Funds	For the year ended June 30, 2022	2021
OPERATING REVENUES												
Resident tuition	$ 16,551,559	128,351									16,679,910	16,203,618
Nonresident tuition	32,001,560										32,001,560	33,577,495
Continuing education tuition	1,201,064	105,000									1,306,064	1,504,013
Student fees revenue	2,046,130	2,048,554									4,094,684	4,062,980
Total tuition and fees	51,800,313	2,281,905	-	-	-	-	-	-	-	-	54,082,218	55,348,106
Less: student financial aid - grants and contracts						(4,366,518)					(4,366,518)	(4,114,489)
Less: student financial aid - all other	(18,322,218)	(64,135)	(3,287)		(1,711,693)	(29,000)					(20,130,333)	(19,819,142)
Net tuition and fees	33,478,095	2,217,770	(3,287)	-	(1,711,693)	(4,395,518)	-	-	-	-	29,585,367	31,414,475
Grants and contracts - direct revenues						5,047,640					5,047,640	4,895,478
Grants and contracts - facilities & administrative recovery	903,984										903,984	895,451
Sales of auxiliary services			28,142,403								28,142,403	25,307,939
Other operating revenues	967,194	935,485			43,697			76,521		(101,581)	1,921,316	1,249,415
TOTAL OPERATING REVENUES	**35,349,273**	**3,153,255**	**28,139,116**	**-**	**(1,667,996)**	**652,122**	**-**	**76,521**	**-**	**(101,581)**	**65,600,710**	**63,762,758**
OPERATING EXPENSES												
Employee compensation - grants and contracts						3,447,066					3,447,066	3,345,460
Employee compensation - all other	37,664,615	6,832,122	3,581,996	(385,556)	260,706	52,014					48,005,897	61,946,546
Supplies and services - grants and contracts						6,507,904					6,507,904	2,557,995
Supplies and services - all other	6,567,805	7,643,636	14,234,201		401,151	28,568		124,438		(76,100)	28,923,699	32,184,921
Utilities	4,037,034		18,723								4,055,757	3,993,453
Depreciation and amortization										8,493,713	8,493,713	8,461,346
TOTAL OPERATING EXPENSES	**48,269,454**	**14,475,758**	**17,834,920**	**(385,556)**	**661,857**	**10,035,552**	**-**	**124,438**	**-**	**8,417,613**	**99,434,036**	**112,489,721**
Operating gain (loss)	(12,920,181)	(11,322,503)	10,304,196	385,556	(2,329,853)	(9,383,430)	-	(47,917)	-	(8,519,194)	(33,833,326)	(48,726,963)
NONOPERATING REVENUES (EXPENSES)												
State of New Hampshire general appropriations	11,902,185										11,902,185	11,902,155
Federal Pell grants						3,472,650					3,472,650	3,344,045
Other nonoperating grant revenue						7,767,476					7,767,476	5,058,171
Noncapital gifts		112,811			1,090,839						1,203,650	1,002,922
Endowment and investment income	1,120,257	169,957			1,680,591				2,339		2,973,144	3,105,949
Interest expense, net										(3,206,265)	(3,206,265)	(3,377,721)
Other nonoperating revenue		229,481	1,572,743			(1,802,224)				38,187	38,187	36,435
TOTAL NONOPERATING REVENUES (EXPENSES)	**13,022,442**	**512,249**	**1,572,743**	**-**	**2,771,430**	**9,437,902**	**-**	**-**	**2,339**	**(3,168,078)**	**24,151,027**	**21,071,956**
INCREASE (DECREASE) IN NET POSITION BEFORE OTHER CHANGES	**102,261**	**(10,810,254)**	**11,876,939**	**385,556**	**441,577**	**54,472**	**-**	**(47,917)**	**2,339**	**(11,687,272)**	**(9,682,299)**	**(27,655,007)**
OTHER CHANGES IN NET POSITION												
State of New Hampshire capital appropriations											-	
Plant gifts, grants and other changes, net					80,284					(1,192,964)	(1,112,680)	129,241
Endowment and similar gifts									3,533,184		3,533,184	1,341,954
Endowment return, net of amount used for operations		(198)							(6,564,564)		(6,564,762)	9,614,615
TOTAL OTHER CHANGES IN NET POSITION	**-**	**(198)**	**-**	**-**	**80,284**	**-**	**-**	**-**	**(3,031,380)**	**(1,192,964)**	**(4,144,258)**	**11,085,810**
Transfers, net	(545,723)	15,700,747	(9,845,352)		(68,882)	129,876		(83,530)	2,893	10,481,919	15,771,948	1,549,254
NET INCREASE (DECREASE) IN NET POSITION	**(443,462)**	**4,890,295**	**2,031,587**	**385,556**	**452,979**	**184,348**	**-**	**(131,447)**	**(3,026,148)**	**(2,398,317)**	**1,945,391**	**(15,019,943)**
Net position at beginning of year	(26,179,853)	(10,505,462)	10,595,203	(8,963,010)	3,356,882	(376,869)	-	1,670,639	54,614,240	101,340,279	125,552,049	140,571,992
NET POSITION AT END OF YEAR	**$ (26,623,315)**	**(5,615,167)**	**12,626,790**	**(8,577,454)**	**3,809,861**	**(192,521)**	**-**	**1,539,192**	**51,588,092**	**98,941,962**	**127,497,440**	**125,552,049**

GRANITE STATE COLLEGE
STATEMENT OF REVENUES, EXPENSES AND CHANGES IN NET POSITION
(ACTIVITIES STATEMENT)

											For the year ended June 30,	
	General Operating	Internally Designated	Auxiliary	Other Unrestriced Funds	Restricted Gifts & Endowment Income	Sponsored Research & Programs	Sponsored Program Appropriations	Loan Funds	Endowment & Similar Funds	Plant Funds	2022	2021
OPERATING REVENUES												
Resident tuition	9,129,525										9,129,525	10,220,675
Nonresident tuition	2,435,630										2,435,630	2,963,048
Continuing education tuition	1,235,422				88,808						1,324,230	1,288,272
Student fees revenue	587,671				5,577						593,248	651,910
Total tuition and fees	13,388,248	-	-	-	94,385	-	-	-	-	-	13,482,633	15,123,905
Less: student financial aid - grants and contracts						(3,627,760)					(3,627,760)	(4,053,024)
Less: student financial aid - all other	(1,059,144)				(237,933)	(543,853)					(1,840,930)	(2,000,239)
Net tuition and fees	12,329,104	-	-	-	(143,548)	(4,171,613)	-	-	-	-	8,013,943	9,070,642
Grants and contracts - direct revenues						3,482,791					3,482,791	2,999,047
Grants and contracts - facilities & administrative recovery	93,945										93,945	105,719
Sales of auxiliary services											-	-
Other operating revenues	374,609	17,945			36,402					(43,313)	385,643	265,719
TOTAL OPERATING REVENUES	**12,797,658**	**17,945**	**-**	**-**	**(107,146)**	**(688,822)**	**-**	**-**	**-**	**(43,313)**	**11,976,322**	**12,441,127**
OPERATING EXPENSES												
Employee compensation - grants and contracts						1,617,003					1,617,003	1,420,573
Employee compensation - all other	9,397,065	6,592		(87,235)	233,108	44,874					9,594,404	11,396,036
Supplies and services - grants and contracts						1,608,707					1,608,707	478,446
Supplies and services - all other	3,739,589	22,375			48,596					(100,000)	3,710,560	4,472,623
Utilities	95,214										95,214	75,356
Depreciation and amortization										405,389	405,389	414,195
TOTAL OPERATING EXPENSES	**13,231,868**	**28,967**	**-**	**(87,235)**	**281,704**	**3,270,584**	**-**	**-**	**-**	**305,389**	**17,031,277**	**18,257,229**
Operating gain (loss)	(434,210)	(11,022)	-	87,235	(388,850)	(3,959,406)	-	-	-	(348,702)	(5,054,955)	(5,816,102)
NONOPERATING REVENUES (EXPENSES)												
State of New Hampshire general appropriations	3,590,381										3,590,381	3,590,519
Federal Pell grants						2,328,697					2,328,697	2,638,046
Other nonoperating grant revenue						1,214,284					1,214,284	486,163
Noncapital gifts					33,871						33,871	35,261
Endowment and investment income	386,889				400,328						787,217	835,266
Interest expense, net										(36,103)	(36,103)	(38,316)
Other nonoperating revenue					117,541	(117,541)				5,262	5,262	12,181
TOTAL NONOPERATING REVENUES (EXPENSES)	**3,977,270**	**-**	**-**	**-**	**551,740**	**3,425,440**	**-**	**-**	**-**	**(30,841)**	**7,923,609**	**7,559,120**
INCREASE (DECREASE) IN NET POSITION BEFORE OTHER CHANGES	**3,543,060**	**(11,022)**	**-**	**87,235**	**162,890**	**(533,966)**	**-**	**-**	**-**	**(379,543)**	**2,868,654**	**1,743,018**
OTHER CHANGES IN NET POSITION												
State of New Hampshire capital appropriations											-	-
Plant gifts, grants and other changes, net										(30,133)	(30,133)	-
Endowment and similar gifts									726,431		726,431	241,636
Endowment return, net of amount used for operations									(1,188,005)		(1,188,005)	1,977,506
TOTAL OTHER CHANGES IN NET POSITION	**-**	**-**	**-**	**-**	**-**	**-**	**-**	**-**	**(461,574)**	**(30,133)**	**(491,707)**	**2,219,142**
Transfers, net	3,176,068	(2,942,512)	(204,840)			583,465				(400,779)	211,402	120,710
NET INCREASE (DECREASE) IN NET POSITION	**6,719,128**	**(2,953,534)**	**(204,840)**	**87,235**	**162,890**	**49,499**	**-**	**-**	**(461,574)**	**(810,455)**	**2,588,349**	**4,082,870**
Net position at beginning of year	18,124,438	3,360,526	204,840	(2,049,784)	765,607	(49,499)	-	-	10,545,029	7,267,324	38,168,481	34,085,611
NET POSITION AT END OF YEAR	**$ 24,843,566**	**406,992**	**-**	**(1,962,549)**	**928,497**	**-**	**-**	**-**	**10,083,455**	**6,456,869**	**40,756,830**	**38,168,481**

TRUSTEES/CHANCELLOR'S OFFICE
STATEMENT OF REVENUES, EXPENSES AND CHANGES IN NET POSITION
(ACTIVITIES STATEMENT)

											For the year ended June 30,	
	General Operating	Internally Designated	Auxiliary	Other Unrestriced Funds	Restricted Gifts & Endowment Income	Sponsored Research & Programs	Sponsored Program Appropriations	Loan Funds	Endowment & Similar Funds	Plant Funds	2022	2021
OPERATING REVENUES												
Resident tuition	$ -										-	-
Nonresident tuition											-	-
Continuing education tuition											-	-
Student fees revenue											-	-
Total tuition and fees	-	-	-	-	-	-	-	-	-	-	-	-
Less: student financial aid - grants and contracts											-	-
Less: student financial aid - all other											-	(750)
Net tuition and fees	-	-	-	-	-	-	-	-	-	-	-	(750)
Grants and contracts - direct revenues											-	300,000
Grants and contracts - facilities & administrative recovery											-	-
Sales of auxiliary services											-	-
Other operating revenues	11,594	4,368,049									4,379,643	5,033,812
TOTAL OPERATING REVENUES	**11,594**	**4,368,049**	**-**	**-**	**-**	**-**	**-**	**-**	**-**	**-**	**4,379,643**	**5,333,062**
OPERATING EXPENSES												
Employee compensation - grants and contracts						(8)					(8)	1,239
Employee compensation - all other	11,875,897	(693,725)		(86,160)							11,096,012	14,513,290
Supplies and services - grants and contracts						(1,472,220)					(1,472,220)	27,094,726
Supplies and services - all other	(10,590,552)	4,797,716								(19,793)	(5,812,629)	(3,543,429)
Utilities	72,451										72,451	65,140
Depreciation and amortization										380,594	380,594	347,804
TOTAL OPERATING EXPENSES	**1,357,796**	**4,103,991**	**-**	**(86,160)**	**-**	**(1,472,228)**	**-**	**-**	**-**	**360,801**	**4,264,200**	**38,478,770**
Operating gain (loss)	(1,346,202)	264,058	-	86,160	-	1,472,228	-	-	-	(360,801)	115,443	(33,145,708)
NONOPERATING REVENUES (EXPENSES)												
State of New Hampshire general appropriations											-	-
Federal Pell grants											-	-
Other nonoperating grant revenue						(1,472,220)					(1,472,220)	28,096,463
Noncapital gifts		85									85	193
Endowment and investment income		(6,803,135)			3,350					4,024,608	(2,775,177)	4,693,564
Interest expense, net										(1,470,834)	(1,470,834)	(2,308,126)
Other nonoperating revenue		153,864									153,864	1,199,711
TOTAL NONOPERATING REVENUES (EXPENSES)	**-**	**(6,649,186)**	**-**	**-**	**3,350**	**(1,472,220)**	**-**	**-**	**-**	**2,553,774**	**(5,564,282)**	**31,681,805**
INCREASE (DECREASE) IN NET POSITION BEFORE OTHER CHANGES	**(1,346,202)**	**(6,385,128)**	**-**	**86,160**	**3,350**	**8**	**-**	**-**	**-**	**2,192,973**	**(5,448,839)**	**(1,463,903)**
OTHER CHANGES IN NET POSITION												
State of New Hampshire capital appropriations											-	-
Plant gifts, grants and other changes, net											-	-
Endowment and similar gifts											-	-
Endowment return, net of amount used for operations									(36,165,333)		(36,165,333)	74,870,819
TOTAL OTHER CHANGES IN NET POSITION	**-**	**-**	**-**	**-**	**-**	**-**	**-**	**-**	**(36,165,333)**	**-**	**(36,165,333)**	**74,870,819**
Transfers, net	989,330	37,438,975							(104,198,208)	3,252,302	(62,517,601)	(15,049,029)
NET INCREASE (DECREASE) IN NET POSITION	**(356,872)**	**31,053,847**	**-**	**86,160**	**3,350**	**8**	**-**	**-**	**(140,363,541)**	**5,445,275**	**(104,131,773)**	**58,357,887**
Net position at beginning of year	1,636,309	24,241,896		(1,432,009)	38,010	(8)			219,456,653	(31,524,981)	212,415,870	154,057,983
NET POSITION AT END OF YEAR	**$ 1,279,437**	**55,295,743**	**-**	**(1,345,849)**	**41,360**	**-**	**-**	**-**	**79,093,112**	**(26,079,706)**	**108,284,097**	**212,415,870**

UNIVERSITY SYSTEM OF NEW HAMPSHIRE
DETAIL STATEMENT OF CHANGES IN ENDOWMENT AND SIMILAR FUNDS
WITH ADDITIONAL INFORMATION ON INTEREST DISTRIBUTION
FOR THE YEAR ENDED JUNE 30, 2022

FUND	FUND NAME	BOOK VALUE 6/30/2021	BOOK VALUE 6/30/2022	MARKET VALUE 6/30/2021	NET ADDITIONS PRIMARILY GIFTS	FY22 DISTRIBUTION PURPOSE	FY22 DISTRIBUTION MGMT FEE	FY22 MARKET APPRECIATION	MARKET VALUE 6/30/2022	PAYOUT (for FY22) FUND	PAYOUT (for FY22) ORG	FY23 DISTRIBUTION PURPOSE	FY23 DISTRIBUTION MGMT FEE
FUNDS FUNCTIONING AS ENDOWMENTS-POOLED-UNRESTRICTED-CAMPUSES													
	UNIVERSITY OF NEW HAMPSHIRE												
1QA004	Carpenter Quasi Endowment	180,358	180,358	337,879	-	(11,160)	(2,790)	(22,511)	301,418	1DA021	UAPROV	(11,607)	(2,902)
1QA007	Robert G Wakefield Quasi Endow	30,577	30,577	43,918	-	(1,451)	(363)	(2,926)	39,178	1DA035	UAPROV	(1,509)	(377)
1QA021	Paul W & Dorothy T Hobbs Fund (Formally 1QG001)	362,304	362,304	709,884	-	(23,447)	(5,862)	(47,295)	633,280	1DA484	UAPROV	(24,387)	(6,097)
1QC001	Alfred & Sallie Lamberton Quasi (Formally 1QG008)	220,000	220,000	278,715	-	(9,206)	(2,301)	(18,569)	248,639	1DGQ08	UGPRES	(9,575)	(2,394)
1QC019	Alberta Johnson Quasi Endowment (Formally 1QG009)	33,450	33,450	45,336	-	(1,497)	(374)	(3,020)	40,444	1DGQ09	UGPRES	(1,557)	(389)
1QC021	Italian Studies (Formally 1QG010)	100,000	100,000	139,622	-	(4,612)	(1,153)	(9,302)	124,555	1DGQ10	UGPRES	(4,796)	(1,199)
1QD008	Harold H Warren Quasi Endowment (Formally 1QG011)	200,547	200,547	231,805	-	(7,656)	(1,914)	(15,444)	206,791	1DGQ11	UGPRES	(7,963)	(1,991)
1QE002	Rosenberg Quasi Endowment	621,900	621,900	1,218,527	-	(40,248)	(10,062)	(81,183)	1,087,035	1DE336	UEDEAN	(41,860)	(10,465)
1QG500	UNHL Operations Quasi Endowment Fd	18,000,000	10,028,595	21,996,929	(10,600,000)	(1,089,826)	(181,638)	(99,857)	10,025,608	1DH500	UHF530	(564,576)	(94,096)
1QL002	UNH Bookstore Inventory Fund	307,950	307,950	894,306	-	(29,539)	(7,385)	(59,582)	797,801	1DL002	ULLADM	(30,722)	(7,681)
1QR002	IOL Scholarship Fund (Formally 1QG013)	248,705	248,705	361,817	-	(11,951)	(2,988)	(24,106)	322,773	1DGQ13	UGPRES	(12,430)	(3,107)
1QU001	Shirley F. Barker Fund	250	250	1,360	-	(45)	(11)	(91)	1,213	1DG008	UGPRES	(47)	(12)
1QU002	Edward F. Cate Fund	5,000	5,000	26,953	-	(890)	(223)	(1,796)	24,044	1DG008	UGPRES	(926)	(231)
1QU003	Barbara Sands Emery Fund	15,467	15,467	60,917	-	(2,012)	(503)	(4,059)	54,344	1DG008	UGPRES	(2,093)	(523)
1QU004	Simes T. Hoyt Fund	6,000	6,000	45,134	-	(1,491)	(373)	(3,007)	40,264	1DG008	UGPRES	(1,551)	(388)
1QU005	Cyrus F. & Dorothy H. Jenness Fund	10,000	10,000	36,900	-	(1,219)	(305)	(2,458)	32,918	1DG008	UGPRES	(1,268)	(317)
1QU006	J. O. Lyford Fund	100	100	564	-	(19)	(5)	(38)	503	1DG008	UGPRES	(19)	(5)
1QU007	Theodora Lyman Fund	20,293	20,293	112,095	-	(3,702)	(926)	(7,468)	99,999	1DG008	UGPRES	(3,851)	(963)
1QU008	Helen Mclaughlin Fund	12,000	12,000	66,361	-	(2,192)	(548)	(4,421)	59,200	1DG008	UGPRES	(2,280)	(570)
1QU009	Isabel Harriet A. Paul	479,674	479,674	2,937,696	-	(97,031)	(24,258)	(195,720)	2,620,687	1DG008	UGPRES	(100,919)	(25,230)
1QU010	Ruth E. Rumery Fund	14,804	14,804	58,252	-	(1,924)	(481)	(3,881)	51,966	1DG008	UGPRES	(2,001)	(500)
1QU011	Victor P. Sanborn Fund	68,076	68,076	237,869	-	(7,857)	(1,964)	(15,848)	212,200	1DG008	UGPRES	(8,172)	(2,043)
1QU012	Chester A. Scammon Fund	5,000	5,000	17,864	-	(590)	(148)	(1,190)	15,936	1DG008	UGPRES	(614)	(153)
1QU013	Alice Hamilton Smith Fund	128,847	128,847	722,731	-	(23,872)	(5,968)	(48,151)	644,740	1DG008	UGPRES	(24,828)	(6,207)
1QU014	Morris A. Stewart Fund	915	915	5,138	-	(170)	(42)	(342)	4,584	1DG008	UGPRES	(177)	(44)
1QU015	General Unrestricted Endowment	1,000	1,000	3,265	-	(108)	(27)	(218)	2,913	1DG008	UGPRES	(112)	(28)
1QU018	William Wade Perkins Quasi Endowmen	163,397	163,397	181,171	-	(5,984)	(1,496)	(12,070)	161,620	1DU321	UUFAID	(6,224)	(1,556)
1QU019	UNH ECOLine Quasi Endowment	2,950,000	2,950,000	4,337,904	-	(143,279)	(35,820)	(289,007)	3,869,798	1AT001	UT1OPS	(149,020)	(37,255)
	TOTAL UNIVERSITY OF NEW HAMPSHIRE	24,186,614	16,215,209	35,110,912	(10,600,000)	(1,522,978)	(289,928)	(973,560)	21,724,451			(1,015,084)	(206,723)
	UNH AT MANCHESTER												
1QM002	UNHM Quasi Endowment Fund	1,887,500	1,887,500	2,135,409	-	(70,532)	(17,633)	(142,269)	1,904,976	1DMGPO	UMDEAN	(73,358)	(18,339)
	TOTAL UNH AT MANCHESTER	1,887,500	1,887,500	2,135,409	-	(70,532)	(17,633)	(142,269)	1,904,976			(73,358)	(18,339)
	PLYMOUTH STATE UNIVERSITY												
6QC001	PSU Student Activity Endowment	392,786	392,786	697,542	-	(23,040)	(5,760)	(46,473)	622,270	6DSSCH	PFBURS	(23,963)	(5,991)
6QC007	AllWell Ice Arena Quasi-endmt Fund	3,174,293	3,174,293	6,034,670	-	(199,323)	(49,831)	(402,052)	5,383,464	6DCE07	PARENA	(207,309)	(51,827)
6QC008	2011 Campus Community Leader Schl	125,000	125,000	165,289	-	(5,459)	(1,365)	(11,012)	147,452	6DCCLS	PFBURS	(5,678)	(1,420)
	TOTAL PLYMOUTH STATE UNIVERSITY	3,692,079	3,692,079	6,897,501	-	(227,822)	(56,956)	(459,537)	6,153,186			(236,950)	(59,238)
	KEENE STATE COLLEGE												
5QE003	Goodell, Ida '47 Quasi Endowment	327,072	327,072	482,348	-	(15,932)	(3,983)	(32,136)	430,297	5DD001	KDAFAC	(16,570)	(4,143)
	TOTAL KEENE STATE ENDOWMENT	327,072	327,072	482,348	-	(15,932)	(3,983)	(32,136)	430,297			(16,570)	(4,143)
	TRUSTEES/CHANCELLOR'S OFFICE												
9QG001	USNH LT Contingency Fund	4,506,105	4,506,105	10,108,051	-	-	-	(1,013,101)	9,094,951	-	-	-	-
9QG003	Long-Term Treasury Investments Quasi	172,174,382	147,409,479	241,020,346	(36,047,202)	(9,545,272)	-	(11,330,981)	184,096,882	9D0012	YZIN10	(8,651,372)	-
9QG004	Health Benefits Cost Containment	13,000,000	13,000,000	27,373,919	-	(904,151)	-	(1,839,458)	24,630,310	9DB002	YSBM10	(948,103)	-
9QGDBT	USNH Debt Quasi	61,069,734	58,546,594	112,021,128	(3,352,797)	(4,024,608)	-	(7,502,801)	97,140,921	9X0009	YZMISC	(3,868,786)	-
	TOTAL TRUSTEES/CHANCELLOR'S OFFICE	250,750,221	223,462,178	390,523,444	(39,399,999)	(14,474,031)	-	(21,686,341)	314,963,064			(13,468,261)	-
TOTAL FUNDS FUNCTIONING AS ENDOWMENTS-POOLED-UNRESTRICTED-CAMPUSES		280,843,486	245,584,038	435,149,614	(49,999,999)	(16,311,295)	(368,500)	(23,293,843)	345,175,974			(14,810,223)	(288,443)
FUNDS FUNCTIONING AS ENDOWMENT FUNDS-POOLED-RESTRICTED-CAMPUSES													
	UNIVERSITY OF NEW HAMPSHIRE												
1QA001	Winnie R. Allen Fund	375,374	375,374	1,451,956	-	(47,958)	(11,989)	(96,735)	1,295,274	1GU017	UUFAID	(49,879)	(12,470)
1QA002	Rosamond L. Granger	61,667	61,667	158,416	-	(5,232)	(1,308)	(10,554)	141,321	1GU202	UUFAID	(5,442)	(1,361)
1QA003	S. Judson Dunaway	26,303	26,303	103,438	-	(3,417)	(854)	(6,891)	92,276	1GU165	UUFAID	(3,553)	(888)
1QA005	Harold Mckinley Lander Clof24	101,139	101,139	125,979	-	(4,161)	(1,040)	(8,393)	112,384	1GU199	UUFAID	(4,328)	(1,082)
1QA006	Excellence in Teaching	19,138	19,138	38,977	-	(1,287)	(322)	(2,597)	34,771	1GU172	UUFAID	(1,339)	(335)
1QA008	Carl M Gahan '53 Scholarship	1,875,585	1,875,585	3,204,443	-	(105,842)	(26,460)	(213,492)	2,858,649	1GA086	UUFAID	(110,082)	(27,521)
1QA009	Maurice C Paige Endow Schol Fund	51,063	51,063	87,701	-	(2,897)	(724)	(5,843)	78,237	1GU282	UUFAID	(3,013)	(753)

UNIVERSITY SYSTEM OF NEW HAMPSHIRE
DETAIL STATEMENT OF CHANGES IN ENDOWMENT AND SIMILAR FUNDS
WITH ADDITIONAL INFORMATION ON INTEREST DISTRIBUTION
FOR THE YEAR ENDED JUNE 30, 2022

FUND	FUND NAME	BOOK VALUE 6/30/2021	BOOK VALUE 6/30/2022	MARKET VALUE 6/30/2021	NET ADDITIONS PRIMARILY GIFTS	FY22 DISTRIBUTION PURPOSE	FY22 DISTRIBUTION MGMT FEE	FY22 MARKET APPRECIATION	MARKET VALUE 6/30/2022	PAYOUT (for FY22) FUND	PAYOUT (for FY22) ORG	FY23 DISTRIBUTION PURPOSE	FY23 DISTRIBUTION MGMT FEE
1QA010	Arthur H Carter Scholarship Fund	428,173	428,173	700,757	-	(23,146)	(5,786)	(46,687)	625,137	1GU287	UUFAID	(24,073)	(6,018)
1QB001	Albion R Hodgon Memorial	10,000	10,000	11,589	-	(383)	(96)	(772)	10,338	1GB036	UBBIOL	(398)	(100)
1QB002	Dean C Smith Thompson School	25,334	25,334	29,965	-	(990)	(247)	(1,996)	26,731	1GU274	UUFAID	(1,029)	(257)
1QB003	Elinor Dodge Quasi	70,000	70,000	88,355	-	(2,918)	(730)	(5,887)	78,820	1GB091	UBDEAN	(3,035)	(759)
1QB004	Dunlop Fund	200,000	200,000	252,443	-	(8,338)	(2,085)	(16,819)	225,201	1GB066	UBMCBS	(8,672)	(2,168)
1QB005	Putnam Memorial Scholarship Fd	33,767	33,767	40,993	-	(1,354)	(339)	(2,731)	36,569	1GB105	UBDEAN	(1,408)	(352)
1QB006	Nancy Coutu Memorial Quasi Endow	10,286	35,286	14,489	25,000	(479)	(120)	(4,589)	34,302	1GB152	UBNREN	(1,345)	(336)
1QB007	Thomas Fairchild Fund-Animal Science	26,520	26,520	44,872	-	(1,482)	(371)	(2,990)	40,030	1GB161	UBANFS	(1,541)	(385)
1QC002	College of Liberal Arts Endow	120,000	120,000	152,227	-	(5,028)	(1,257)	(10,142)	135,800	1GC042	UCDEAN	(5,229)	(1,307)
1QC003	Theater Resources for Youth	118,000	118,000	164,981	-	(5,449)	(1,362)	(10,992)	147,178	1GC051	UCTRYP	(5,668)	(1,417)
1QC004	Signal Corp Religious Studies	50,000	50,000	65,183	-	(2,153)	(538)	(4,343)	58,149	1GC045	UCDEAN	(2,239)	(560)
1QC005	Gunst/Wilcox History Grad Prog	23,033	23,033	31,071	-	(1,026)	(257)	(2,070)	27,718	1GC004	UCHIST	(1,067)	(267)
1QC006	Winthrop L Carter Art Exhibits	55,249	55,249	74,626	-	(2,465)	(616)	(4,972)	66,573	1GC023	UCARGL	(2,564)	(641)
1QC007	Mcarthur/Simic Writers Series	128,020	128,020	166,794	-	(5,509)	(1,377)	(11,112)	148,795	1GC031	UCENGL	(5,730)	(1,432)
1QC008	University Art Gallery	99,313	99,313	131,980	-	(4,359)	(1,090)	(8,793)	117,738	1GC040	UCARGL	(4,534)	(1,133)
1QC009	The Signal History Fund	94,564	94,564	127,775	-	(4,220)	(1,055)	(8,513)	113,987	1GC046	UCHIST	(4,389)	(1,097)
1QC010	Thomas Williams Memorial Fund	13,372	13,372	17,426	-	(576)	(144)	(1,161)	15,546	1GC087	UCENGL	(599)	(150)
1QC011	Russell Wheeler Fund	27,000	27,000	33,516	-	(1,107)	(277)	(2,233)	29,899	1GC018	UCHIST	(1,151)	(288)
1QC012	William Nicol Memorial	10,000	10,000	12,413	-	(410)	(103)	(827)	11,074	1GC032	UCMUSI	(426)	(107)
1QC013	Pitavy Schol Quasi-Endow Fund	12,831	12,831	15,625	-	(516)	(129)	(1,041)	13,939	1GC133	UCFI00	(537)	(134)
1QC014	Arnold S Linksky Quasi Endow	17,320	17,320	21,786	-	(720)	(180)	(1,451)	19,435	1GC117	UCDEAN	(748)	(187)
1QC015	Katharine C & Charles H Sawyer Quas	51,882	51,882	69,589	-	(2,298)	(575)	(4,636)	62,079	1GC194	UCARGL	(2,391)	(598)
1QC016	Dion Janetos 39 Fnd0Hellenic Studie	100,000	100,000	128,609	-	(4,248)	(1,062)	(8,568)	114,731	1GC197	UCLLAC	(4,418)	(1,105)
1QC017	John Hanlon Memorial Scholarship	10,650	10,650	13,688	-	(452)	(113)	(912)	12,211	1GC196	UCENGL	(470)	(118)
1QC018	COLA Undergrad Annual Appeal Schol	100,000	100,000	123,667	-	(4,085)	(1,021)	(8,239)	110,322	1GC125	UCDEAN	(4,248)	(1,062)
1QC020	Frederick Gates Music Schol. -quasi	25,000	25,000	32,034	-	(1,058)	(265)	(2,134)	28,577	1GC204	UCMUSI	(1,100)	(275)
1QD001	Chemical Engineering Quasi	205,000	205,000	276,940	-	(9,147)	(2,287)	(18,451)	247,055	1GD042	UDKE00	(9,514)	(2,378)
1QD002	Thomas R. Anderton	80,717	80,717	178,177	-	(5,885)	(1,471)	(11,871)	158,950	1GD067	UDEE00	(6,121)	(1,530)
1QD003	Marion Mitchell Cutts	119,931	119,931	310,855	-	(10,267)	(2,567)	(20,710)	277,310	1GD054	UDPHYS	(10,679)	(2,670)
1QD004	Electrical & Computer Eng	25,000	25,000	33,171	-	(1,096)	(274)	(2,210)	29,591	1GD055	UDEE00	(1,140)	(285)
1QD005	Earth Sciences Memorial Fund	13,459	13,459	18,432	-	(609)	(152)	(1,228)	16,443	1GD061	UDESCI	(633)	(158)
1QD006	Donald G Obrien Fund	72,394	72,394	106,127	-	(3,505)	(876)	(7,071)	94,674	1GD066	UDDEAN	(3,646)	(911)
1QD007	Gordon H Bassett Endow Scholar	16,825	16,825	21,579	-	(713)	(178)	(1,438)	19,250	1GD021	UDDEAN	(741)	(185)
1QD009	Lewis Knight Scholarship Fund (Formally 1QM003)	38,036	38,036	54,585	-	(1,803)	(451)	(3,637)	48,695	1GD252	UDMATH	(1,875)	(469)
1QD010	Pedro A. de Abla Scholarship Fund	-	-	-	(1,678)	-	-	(733)	(2,410)			-	-
1QE001	Dean C Smith Whittemore School	25,334	25,334	28,605	-	(945)	(236)	(1,906)	25,518	1GU263	UUFAID	(983)	(246)
1QE003	C Donald Mckelvie Econ-Scholar	130,352	130,352	164,532	-	(5,434)	(1,359)	(10,962)	146,777	1GE027	UEWBSC	(5,652)	(1,413)
1QE004	Sam Rosen Quasi-Endowment Fund	38,397	38,397	48,391	-	(1,598)	(400)	(3,224)	43,169	1GU161	UUFAID	(1,662)	(416)
1QE005	WSBE Undergraduate Scholarships Qua	34,092	34,092	52,202	-	(1,724)	(431)	(3,478)	46,569	1GE031	UEWBSC	(1,793)	(448)
1QE007	Roberta T Bartlett Scholarship Quas	117,676	117,676	141,286	-	(4,667)	(1,167)	(9,413)	126,040	1GE073	UEDEAN	(4,854)	(1,213)
1QF001	School of HHS Endowed Scholar	25,600	25,600	56,998	-	(1,883)	(471)	(3,797)	50,847	1GF009	UFDEAN	(1,958)	(490)
1QF002	Robert Jolley Scholarship Fund	77,484	77,532	96,245	49	(3,177)	(794)	(6,418)	85,904	1GF101	UFSW00	(3,307)	(827)
1QG002	UNH Alumni Assn Endowment	131,630	131,630	209,118	-	(6,907)	(1,727)	(13,932)	186,552	1GG047	UGAADM	(7,184)	(1,796)
1QG003	UNH Alumni Scholars Fund	352,828	352,828	483,102	-	(15,957)	(3,989)	(32,186)	430,970	1GG052	UGAADM	(16,596)	(4,149)
1QJ001	Charles Harvey Hood House Main	75,000	75,000	400,175	-	(13,218)	(3,304)	(26,661)	356,992	1GA098	UAHBLD	(13,747)	(3,437)
1QJ003	Class of 29 Mub Living Room	40,000	40,000	66,966	-	(2,212)	(553)	(4,462)	59,740	1GJ034	UJMBLD	(2,300)	(575)
1QL001	Lillian P. Duncan	34,662	34,662	143,352	-	(4,735)	(1,184)	(9,551)	127,882	1GL005	ULLBKS	(4,925)	(1,231)
1QL003	University Museum Fund	72,100	72,100	146,771	-	(4,848)	(1,212)	(9,778)	130,933	1GL016	ULLADM	(5,042)	(1,261)
1QL004	Milne Special Collections Endo	1,568,438	1,568,438	3,073,136	-	(101,505)	(25,376)	(204,743)	2,741,512	1GL024	ULLBKS	(105,572)	(26,393)
1QL005	Walter & Dorothy Peterson Lib	36,527	36,527	48,524	-	(1,603)	(401)	(3,233)	43,288	1GL026	ULLBKS	(1,667)	(417)
1QL006	Phillip J. Sawyer Quasi Endowment	37,000	37,000	58,440	-	(1,930)	(483)	(3,893)	52,134	1GL055	ULLBKS	(2,008)	(502)
1QS001	Edward A. Necker	75,343	75,343	294,542	-	(9,729)	(2,432)	(19,623)	262,757	1GS016	USAADM	(10,118)	(2,530)
1QS002	Jane Blalock Athletic Scholar	60,000	60,000	117,562	-	(3,883)	(971)	(7,832)	104,875	1GS019	USAADM	(4,039)	(1,010)
1QS003	George H Batchelder Scholar	480,205	480,205	537,310	-	(17,747)	(4,437)	(35,798)	479,328	1GS072	USAADM	(18,458)	(4,615)
1QU016	Ormond A Roberts Scholarship Fund	101,084	101,084	122,847	-	(4,058)	(1,014)	(8,185)	109,591	1GU302	UUFAID	(4,220)	(1,055)
1QU017	Edith M. Blake Scholarship Fund	568,519	568,519	626,664	-	(20,698)	(5,175)	(41,751)	559,040	1GU311	UUFAID	(21,528)	(5,382)
	TOTAL UNIVERSITY OF NEW HAMPSHIRE	9,024,219	9,049,268	15,653,992	23,371	(517,044)	(129,261)	(1,047,287)	13,983,771	-	-	(538,610)	(134,652)
	UNH AT MANCHESTER												
1QM001	UNHM Scholarship Fund	10,800	10,800	23,422	-	(774)	(193)	(1,560)	20,895	1GM010	UMDEAN	(805)	(201)
1QM003	Lewis Knight Scholarship Fund (Now 1QD009)	-	-	-	-	-	-	-	-	1GM014	UMMATH	-	-
	TOTAL UNH AT MANCHESTER	10,800	10,800	23,422	-	(774)	(193)	(1,560)	20,895			(805)	(201)
	PLYMOUTH STATE UNIVERSITY												
6QC002	HPER Alumni Merit Scholarship	13,290	13,290	19,781	-	(653)	(163)	(1,318)	17,647	6GCE95	PFBURS	(680)	(170)
6QC003	Cindy Kilzen Award	5,950	5,950	8,780	-	(290)	(73)	(585)	7,832	6GCE96	PFBURS	(302)	(75)
6QC004	New Hampshire Transfer Student Fund	49,026	49,026	58,633	-	(1,937)	(484)	(3,906)	52,306	6GTSFS	PFBURS	(2,014)	(504)
6QC005	Roberta T Bartlett Art Scholarship	57,838	57,838	69,442	-	(2,294)	(573)	(4,627)	61,949	6GCE1U	PFBURS	(2,386)	(596)

UNIVERSITY SYSTEM OF NEW HAMPSHIRE
DETAIL STATEMENT OF CHANGES IN ENDOWMENT AND SIMILAR FUNDS
WITH ADDITIONAL INFORMATION ON INTEREST DISTRIBUTION
FOR THE YEAR ENDED JUNE 30, 2022

FUND	FUND NAME	BOOK VALUE 6/30/2021	BOOK VALUE 6/30/2022	MARKET VALUE 6/30/2021	NET ADDITIONS PRIMARILY GIFTS	FY22 DISTRIBUTION PURPOSE	FY22 DISTRIBUTION MGMT FEE	FY22 MARKET APPRECIATION	MARKET VALUE 6/30/2022	PAYOUT (for FY22) FUND	PAYOUT (for FY22) ORG	FY23 DISTRIBUTION PURPOSE	FY23 DISTRIBUTION MGMT FEE
6QC006	Roberta T Bartlett Music Schol	57,838	57,838	69,442	-	(2,294)	(573)	(4,627)	61,949	6GCE1W	PFBURS	(2,386)	(596)
6QC009	John P& June Estelle Ryan Lewis '44	50,000	50,000	74,571	-	(2,463)	(616)	(4,968)	66,524	6GCE2T	PFBURS	(2,562)	(640)
6QC010	Norton Bagley '41 Library Endowment	25,000	25,000	32,601	-	(1,077)	(269)	(2,172)	29,083	6GCE3M	PALIB1	(1,120)	(280)
6QC011	Barbara Rousseau Quasi Endowed	-	195,000	-	195,000	-	-	(23,996)	171,004	6GCE5F	PFBURS	(6,708)	(1,677)
	TOTAL PLYMOUTH STATE UNIVERSITY	258,942	453,942	333,250	195,000	(11,008)	(2,751)	(46,199)	468,294			(18,158)	(4,538)
	KEENE STATE COLLEGE												
5QD001	Peter H. Batchelder Scholarship Fd	350,000	350,000	599,875	-	(19,814)	(4,953)	(39,966)	535,142	5GD029	KDAFAC	(20,608)	(5,152)
5QD003	Barbara Kirstein Nursing Schl Endow	28,926	28,926	41,444	-	(1,369)	(342)	(2,761)	36,972	5GD053	KDAFAC	(1,424)	(356)
5QE001	Camp on Wilson Pond Endowment	21,947	21,947	32,736	-	(1,081)	(270)	(2,181)	29,203	5GE253	KEDADV	(1,125)	(281)
5QE002	Alumni Program Quasi-Endowment	125,000	130,675	188,643	5,675	(6,231)	(1,558)	(13,161)	173,369	5GE299	KEDAPR	(6,480)	(1,620)
5QE004	Morris August Honors Prog Quasi End	703,950	703,950	1,063,043	-	-	(8,613)	(74,531)	979,899	5GD025	KDAFAC	-	(9,431)
5QE005	Calhoun, R & J Thorne-Sagendorf Gal	30,906	30,906	43,369	-	(1,432)	(358)	(2,889)	38,689	5GH139	KHRTHR	(1,490)	(372)
	TOTAL KEENE STATE COLLEGE	1,260,729	1,266,404	1,969,110	5,675	(29,927)	(16,094)	(135,489)	1,793,274			(31,127)	(17,212)
	GRANITE STATE COLLEGE												
7Q0001	M Horton/V Montana Schol Fund	13,783	13,783	18,990	-	(627)	(157)	(1,265)	16,941	7G0006	CADMOP	(652)	(163)
	TOTAL GRANITE STATE COLLEGE	13,783	13,783	18,990	-	(627)	(157)	(1,265)	16,941			(652)	(163)
	TRUSTEES/CHANCELLOR'S OFFICE												
9QG002	Bradford K Perry Memorial Fund	10,883	10,883	15,303	-	(505)	-	(1,028)	13,770	9G0005	YCFT92	(530)	-
	TOTAL TRUSTEES/CHANCELLOR'S OFFICE	10,883	10,883	15,303	-	(505)	-	(1,028)	13,770			(530)	-
	TOTAL FUNDS FUNCTIONING AS ENDOWMENTS-POOLED-RESTRICTED-CAMPUSES	10,579,357	10,805,080	18,014,068	224,046	(559,884)	(148,458)	(1,232,830)	16,296,942			(589,879)	(156,768)
	TOTAL FUNDS FUNCTIONING AS ENDOWMENTS-POOLED-CAMPUSES	**291,422,843**	**256,389,118**	**453,163,682**	**(49,775,953)**	**(16,871,179)**	**(516,958)**	**(24,526,673)**	**361,472,916**			**(15,400,102)**	**(445,211)**
	TRUE ENDOWMENTS-POOLED-UNRESTRICTED-CAMPUSES												
	UNIVERSITY OF NEW HAMPSHIRE												
1TG002	UNH Venture Capital Endowment	167,835	167,835	333,456	-	(11,014)	(2,753)	(22,216)	297,473	1DG3BW	UGPRES	(11,455)	(2,864)
1TG005	Class of 1953	22,564	22,564	67,608	-	(2,233)	(558)	(4,504)	60,312	1DG008	UGPRES	(2,323)	(581)
1TG006	Dr. Phyllis Lucasse	885,452	885,452	2,094,344	-	(69,175)	(17,294)	(139,533)	1,868,342	1DG008	UGPRES	(71,947)	(17,987)
1TG007	Avis Perkins Smart '42' Fund	16,448	16,448	32,246	-	(1,065)	(266)	(2,148)	28,766	1DG008	UGPRES	(1,108)	(277)
1TG010	President's Discretionary Fund	24,450	24,450	56,701	-	(1,873)	(468)	(3,778)	50,582	1DG008	UGPRES	(1,948)	(487)
1TG011	Nash - President's Disc. Fund	19,053	19,053	59,229	-	(1,956)	(489)	(3,946)	52,838	1DG008	UGPRES	(2,035)	(509)
1TG013	Louis B. Hoffman Endowment	155,775	155,775	289,814	-	(9,572)	(2,393)	(19,308)	258,540	1DG008	UGPRES	(9,956)	(2,489)
1TG017	A.E. Kenison, Jr./D.L. Kenison Endo	100,000	100,000	153,255	-	(5,062)	(1,265)	(10,210)	136,718	1DG008	UGPRES	(5,265)	(1,316)
1TG020	Elizabeth Farmer McIninch Fund	32,048	32,048	44,190	-	(1,460)	(365)	(2,944)	39,421	1DG436	UGPRES	(1,518)	(380)
1TG021	Esther Eastman Endowment	23,101	23,101	28,363	-	(937)	(234)	(1,890)	25,302	1DG008	UGPRES	(974)	(244)
1TG022	Warren H. Hay Endowment	305,266	305,266	367,246	-	(12,130)	(3,033)	(24,467)	327,616	1DG008	UGPRES	(12,616)	(3,154)
1TG023	Helena M Milne Endowment (Formally 1TL007)	867,766	867,766	1,775,832	-	(58,655)	(14,664)	(118,312)	1,584,201	1DL001	ULLADM	(61,005)	(15,251)
1TG024	Spaulding Memorial Fund (Formally 1TU008)	500,000	500,000	2,586,183	-	(85,421)	(21,355)	(172,301)	2,307,107	1DU004	UUIOTH	(88,843)	(22,211)
1TU001	Walter W. Lucasse	400,334	400,334	1,228,641	-	(40,582)	(10,145)	(81,857)	1,096,058	1DG008	UGPRES	(42,208)	(10,552)
	TOTAL UNIVERSITY OF NEW HAMPSHIRE	3,520,092	3,520,092	9,117,108	-	(301,135)	(75,282)	(607,414)	8,133,276			(313,201)	(78,302)
	PLYMOUTH STATE UNIVERSITY												
6TC018	William C. & Helen C. Gray	23,721	23,721	57,714	-	(1,906)	(477)	(3,845)	51,486	6DCE59	PFBURS	(1,983)	(496)
	TOTAL PLYMOUTH STATE UNIVERSITY	23,721	23,721	57,714	-	(1,906)	(477)	(3,845)	51,486			(1,983)	(496)
	KEENE STATE COLLEGE												
5TE002	The Hazel S Hamilton Endowment	106,355	106,355	164,001	-	(5,417)	(1,354)	(10,926)	146,303	5DE103	KEAPRE	(5,634)	(1,408)
	TOTAL KEENE STATE COLLEGE	106,355	106,355	164,001	-	(5,417)	(1,354)	(10,926)	146,303			(5,634)	(1,408)
	TOTAL TRUE ENDOWMENTS-POOLED-UNRESTRICTED-CAMPUSES	3,650,168	3,650,168	9,338,823	-	(308,458)	(77,113)	(622,185)	8,331,065			(320,818)	(80,206)
	TRUE ENDOWMENTS-POOLED-RESTRICTED-CAMPUSES												
	UNIVERSITY OF NEW HAMPSHIRE												
1TA002	Putnam Memorial Scholarship Fd	18,460	18,460	67,639	-	(2,234)	(559)	(4,506)	60,340	1GB105	UBDEAN	(2,324)	(581)
1TA003	Furio A Abbiatti, Cl' of 1927	7,468	7,468	32,253	-	(1,065)	(266)	(2,149)	28,773	1GU018	UUFAID	(1,108)	(277)
1TA004	Ben Bronstein Endowed Scholars	10,000	10,000	31,102	-	(1,027)	(257)	(2,072)	27,745	1GU158	UUFAID	(1,068)	(267)
1TA005	Jean Brierly Fund	183,177	183,177	442,766	-	(14,624)	(3,656)	(29,499)	394,987	1GA017	UAPROV	(15,210)	(3,803)

UNIVERSITY SYSTEM OF NEW HAMPSHIRE
DETAIL STATEMENT OF CHANGES IN ENDOWMENT AND SIMILAR FUNDS
WITH ADDITIONAL INFORMATION ON INTEREST DISTRIBUTION
FOR THE YEAR ENDED JUNE 30, 2022

FUND	FUND NAME	BOOK VALUE 6/30/2021	BOOK VALUE 6/30/2022	MARKET VALUE 6/30/2021	NET ADDITIONS PRIMARILY GIFTS	FY22 DISTRIBUTION PURPOSE	FY22 DISTRIBUTION MGMT FEE	FY22 MARKET APPRECIATION	MARKET VALUE 6/30/2022	PAYOUT (for FY22) FUND	PAYOUT (for FY22) ORG	FY23 DISTRIBUTION PURPOSE	FY23 DISTRIBUTION MGMT FEE
1TA006	Janet Clark Class of '42	34,611	34,611	70,451	-	(2,327)	(582)	(4,694)	62,849	1GU078	UUFAID	(2,420)	(605)
1TA007	Class of 1922 Golden Anniv Gif	45,496	45,496	158,251	-	(5,227)	(1,307)	(10,543)	141,174	1GU038	UUFAID	(5,436)	(1,359)
1TA008	Mr. & Mrs. Robert Davison	100,000	100,000	239,839	-	(7,922)	(1,980)	(15,979)	213,958	1GD070	UDDEAN	(8,239)	(2,060)
1TA009	Class of 1928 Scholarship Fund	219,618	219,618	381,603	-	(12,604)	(3,151)	(25,424)	340,424	1GU037	UUFAID	(13,109)	(3,277)
1TA010	Class of 1933 Honors	104,634	104,634	206,635	-	(6,825)	(1,706)	(13,767)	184,337	1GU203	UUFAID	(7,099)	(1,775)
1TA011	Class of 1954 Endowment Fund	227,673	227,673	500,206	-	(16,522)	(4,130)	(33,326)	446,229	1GA006	UAPROV	(17,184)	(4,296)
1TA012	Concord Alumni Scholarship Fun	3,453	3,453	15,442	-	(510)	(128)	(1,029)	13,776	1GU002	UUFAID	(530)	(133)
1TA013	Paul A. Cote	100,000	100,000	237,582	-	(7,847)	(1,962)	(15,829)	211,945	1GU209	UUFAID	(8,162)	(2,040)
1TA014	Melbourne W. Cummings End. Fun	1,300,835	1,300,835	2,765,901	-	(91,357)	(22,839)	(184,274)	2,467,431	1GU045	UUFAID	(95,017)	(23,754)
1TA015	Elmer F. & Marion M.cutts	80,573	80,573	256,314	-	(8,466)	(2,116)	(17,077)	228,655	1GU115	UUFAID	(8,805)	(2,201)
1TA016	Gwynne Harris Daggett Mem. Sch	46,540	46,740	78,801	200	(2,603)	(651)	(5,278)	70,469	1GU049	UUFAID	(2,707)	(677)
1TA017	Alexander P. Danoff Endowed Sc	8,000	8,000	35,351	-	(1,168)	(292)	(2,355)	31,536	1GU050	UUFAID	(1,214)	(304)
1TA018	Robert L. Deming Mem. Scholars	3,550	3,550	12,480	-	(412)	(103)	(831)	11,133	1GU051	UUFAID	(429)	(107)
1TA019	Ben & Zelma Dorson Scholarship	128,700	128,700	281,398	-	(9,294)	(2,324)	(18,748)	251,032	1GU034	UUFAID	(9,667)	(2,417)
1TA020	Forrest Smith Fund	605,366	605,366	1,242,416	-	(41,037)	(10,259)	(82,774)	1,108,346	1GU222	UUFAID	(42,681)	(10,670)
1TA021	Fred Engelhardt Fund	52,951	52,951	217,723	-	(7,191)	(1,798)	(14,506)	194,229	1GU055	UUFAID	(7,479)	(1,870)
1TA022	Avrum Gudelsky	60,000	63,333	99,267	3,333	(3,279)	(820)	(7,024)	91,478	1GU130	UUFAID	(3,525)	(881)
1TA023	Bank Meridian	20,000	20,000	71,583	-	(2,364)	(591)	(4,769)	63,858	1GU040	UUFAID	(2,459)	(615)
1TA024	Hannaford Brothers Endowment	5,000	5,000	17,468	-	(577)	(144)	(1,164)	15,583	1GU075	UUFAID	(600)	(150)
1TA025	William C. Hennessy Scholarshi	12,873	12,873	40,559	-	(1,340)	(335)	(2,702)	36,182	1GU062	UUFAID	(1,393)	(348)
1TA026	George T. Gilman	40,294	40,294	104,619	-	(3,456)	(864)	(6,970)	93,329	1GU128	UUFAID	(3,594)	(898)
1TA027	Larry Hogan Scholarship Fund	100,326	100,326	377,763	-	(12,477)	(3,119)	(25,168)	336,998	1GU061	UUFAID	(12,977)	(3,244)
1TA028	Harold A. Holbrook Memorial S	14,500	14,500	44,101	-	(1,457)	(364)	(2,938)	39,342	1GU065	UUFAID	(1,515)	(379)
1TA029	John S.holland Mem. Scholarshi	9,048	9,048	26,416	-	(873)	(218)	(1,760)	23,566	1GU068	UUFAID	(907)	(227)
1TA030	Dorice & Richard Horan End Schol	50,051	52,051	69,235	2,000	(2,287)	(572)	(4,859)	63,517	1GU063	UUFAID	(2,447)	(612)
1TA031	Cyril Thomas Hunt Mem. Sch. Fu	10,656	10,656	34,399	-	(1,136)	(284)	(2,292)	30,687	1GU067	UUFAID	(1,182)	(295)
1TA032	Miriam Jackson Mem Scholarship	270,417	274,094	367,335	3,676	(11,370)	(2,842)	(24,921)	331,878	1GU069	UUFAID	(12,652)	(3,163)
1TA033	Elizabeth Jones Class 1922 Sch	328,653	331,095	1,038,398	2,443	(34,298)	(8,574)	(69,440)	928,529	1GU073	UUFAID	(35,681)	(8,920)
1TA034	Helen Duncan Jones Prize	1,900	1,900	6,644	-	(219)	(55)	(443)	5,927	1GU144	UUFAID	(228)	(57)
1TA035	Frances Kling	10,000	10,000	27,417	-	(906)	(226)	(1,827)	24,459	1GU163	UUFAID	(942)	(235)
1TA036	Peter & Francis Martin Schol Fund	108,396	108,396	245,186	-	(8,098)	(2,025)	(16,335)	218,727	1GU201	UUFAID	(8,423)	(2,106)
1TA037	Marcia Mccann	13,810	13,810	39,633	-	(1,309)	(327)	(2,640)	35,356	1GU009	UUFAID	(1,362)	(340)
1TA038	John W. Mcconnell Scholarship	20,357	20,357	63,322	-	(2,092)	(523)	(4,219)	56,489	1GU086	UUFAID	(2,175)	(544)
1TA039	Howard E. Mclane Scholarship	39,900	39,900	70,196	-	(2,319)	(580)	(4,677)	62,621	1GU085	UUFAID	(2,411)	(603)
1TA040	Elinor Metcalf Scholarship	5,000	5,000	18,560	-	(613)	(153)	(1,237)	16,557	1GU087	UUFAID	(638)	(159)
1TA041	Barbara King Newman Sch. Fund	18,230	18,330	61,060	100	(2,017)	(504)	(4,078)	54,560	1GU091	UUFAID	(2,098)	(524)
1TA042	Nickerson Scholarship Fund	35,731	35,731	109,274	-	(3,609)	(902)	(7,280)	97,482	1GU137	UUFAID	(3,754)	(938)
1TA043	Bertha I. Norton Endowment Sch	15,000	15,000	52,403	-	(1,731)	(433)	(3,491)	46,748	1GU127	UUFAID	(1,800)	(450)
1TA044	Leonard P. Novak	7,090	7,090	29,167	-	(963)	(241)	(1,943)	26,020	1GU148	UUFAID	(1,002)	(250)
1TA045	Albert N. Otis Scholarship Fun	39,228	39,228	146,629	-	(4,843)	(1,211)	(9,769)	130,806	1GU094	UUFAID	(5,037)	(1,259)
1TA046	Nettie M. & Charles Parker Mem	1,000	1,000	4,160	-	(137)	(34)	(277)	3,711	1GU096	UUFAID	(143)	(36)
1TA047	Robert G. Perrault Mem.scholar	49,178	60,518	71,273	11,340	(2,152)	(538)	(5,952)	73,972	1GU098	UUFAID	(2,642)	(661)
1TA048	Constantine A. Petmezas Schola	38,879	38,879	130,380	-	(4,306)	(1,077)	(8,686)	116,311	1GU010	UUFAID	(4,479)	(1,120)
1TA049	'bunny' Bryant Band Scholarshi	110,166	110,166	165,486	-	(5,236)	(1,309)	(11,045)	147,895	1GU023	UUFAID	(5,695)	(1,424)
1TA050	Paul Barlow	5,208	5,208	11,165	-	(369)	(92)	(744)	9,960	1GU140	UUFAID	(384)	(96)
1TA051	Peter Lino Barili	42,383	43,183	83,936	800	(2,772)	(693)	(5,705)	75,565	1GU168	UUFAID	(2,900)	(725)
1TA052	O. B. Brown Endowed Scholarshi	12,000	12,000	24,558	-	(811)	(203)	(1,636)	21,908	1GU027	UUFAID	(844)	(211)
1TA053	K. Denham	8,670	8,670	14,835	-	(490)	(123)	(988)	13,234	1GU052	UUFAID	(510)	(127)
1TA054	Arthur E. Clapp Memorial Schol	10,260	10,260	20,997	-	(694)	(173)	(1,399)	18,731	1GU164	UUFAID	(721)	(180)
1TA055	Fuller Foundation Endowed Fund	15,000	15,000	32,157	-	(1,062)	(266)	(2,142)	28,687	1GU160	UUFAID	(1,105)	(276)
1TA056	Alvin R. Ingram Graduate Fello	5,000	5,000	10,233	-	(338)	(84)	(682)	9,128	1GU008	UUFAID	(352)	(88)
1TA057	Carol Koreniewski Endowed Fund	10,047	10,047	20,562	-	(679)	(170)	(1,370)	18,343	1GU156	UUFAID	(706)	(177)
1TA058	Mortar Board	4,405	4,405	9,015	-	(298)	(74)	(601)	8,042	1GU089	UUFAID	(310)	(77)
1TA059	Phi Mu Dellta Scholarship Fund	110,861	110,861	206,158	-	-	(1,702)	(14,456)	189,999	1GU102	UUFAID	(7,315)	(1,829)
1TA060	Facilities Services	16,439	16,439	32,936	-	(1,088)	(272)	(2,194)	29,382	1GU100	UUFAID	(1,131)	(283)
1TA061	Governor Wesley Powell	23,827	23,827	42,573	-	(1,406)	(352)	(2,836)	37,979	1GU181	UUFAID	(1,463)	(366)
1TA062	Barbara M. Russell Mem'l Sch	23,087	23,087	54,710	-	(1,807)	(452)	(3,645)	48,807	1GU103	UUFAID	(1,879)	(470)
1TA063	Earle A.welch Scholarship	12,000	12,000	24,558	-	(811)	(203)	(1,636)	21,908	1GU126	UUFAID	(844)	(211)
1TA064	Governor John H. Bartlett Fund	15,000	15,000	30,698	-	(1,014)	(253)	(2,045)	27,385	1GU021	UUFAID	(1,055)	(264)
1TA065	Thomas J. Davis Prize Award	1,034	1,034	2,116	-	(70)	(17)	(141)	1,888	1GB030	UBTSAS	(73)	(18)
1TA067	Frank W. Randall Scholarship F	135,750	135,750	657,412	-	(21,714)	(5,429)	(43,799)	586,470	1GU104	UUFAID	(22,584)	(5,646)
1TA068	Gladys Wheeler Simeroth Schol	10,000	10,000	31,102	-	(1,027)	(257)	(2,072)	27,745	1GU138	UUFAID	(1,068)	(267)
1TA069	Victor M.& Mabel Foster Smith	5,260	5,260	18,197	-	(601)	(150)	(1,212)	16,234	1GU116	UUFAID	(625)	(156)
1TA070	Frederick Smyth Book Fund	2,100	2,100	11,011	-	(364)	(91)	(734)	9,823	1GU114	UUFAID	(378)	(95)
1TA071	Paul Spilios Memorial Award Fu	2,083	2,083	7,089	-	(234)	(59)	(472)	6,324	1GU117	UUFAID	(244)	(61)
1TA072	Corinne Tripetti Art Scholars	15,152	15,152	52,366	-	(1,730)	(432)	(3,489)	46,715	1GU122	UUFAID	(1,799)	(450)
1TA073	Alberta C. Virgil	28,196	28,196	73,169	-	(2,417)	(604)	(4,875)	65,274	1GU123	UUFAID	(2,514)	(628)
1TA074	William & Doris Sterling	20,000	20,000	74,467	-	(2,460)	(615)	(4,961)	66,431	1GU118	UUFAID	(2,558)	(640)

UNIVERSITY SYSTEM OF NEW HAMPSHIRE
DETAIL STATEMENT OF CHANGES IN ENDOWMENT AND SIMILAR FUNDS
WITH ADDITIONAL INFORMATION ON INTEREST DISTRIBUTION
FOR THE YEAR ENDED JUNE 30, 2022

FUND	FUND NAME	BOOK VALUE 6/30/2021	BOOK VALUE 6/30/2022	MARKET VALUE 6/30/2021	NET ADDITIONS PRIMARILY GIFTS	FY22 DISTRIBUTION PURPOSE	FY22 DISTRIBUTION MGMT FEE	FY22 MARKET APPRECIATION	MARKET VALUE 6/30/2022	PAYOUT (for FY22) FUND	PAYOUT (for FY22) ORG	FY23 DISTRIBUTION PURPOSE	FY23 DISTRIBUTION MGMT FEE
1TA075	Blanche D. & George L. White	2,600	2,600	8,706	-	(288)	(72)	(580)	7,767	1GU129	UUFAID	(299)	(75)
1TA076	John G. Winant	221,168	221,168	531,753	-	(17,564)	(4,391)	(35,427)	474,371	1GU134	UUFAID	(18,267)	(4,567)
1TA077	Arthur Whitcomb	125,000	125,000	292,547	-	(9,663)	(2,416)	(19,491)	260,978	1GA016	UAPROV	(10,050)	(2,512)
1TA078	George P. Wood Shoals Marine	292,400	292,400	613,840	-	(20,275)	(5,069)	(40,896)	547,601	1GU136	UUFAID	(21,087)	(5,272)
1TA079	Melvin Zais	18,478	18,478	44,534	-	(1,471)	(368)	(2,967)	39,728	1GU162	UUFAID	(1,530)	(382)
1TA080	Anna Zornio	7,880	11,880	13,519	4,000	(447)	(112)	(1,393)	15,568	1GU151	UUFAID	(602)	(151)
1TA081	Ato Alfred H. Brown Scholarshi	5,150	5,150	18,513	-	(611)	(153)	(1,233)	16,516	1GU020	UUFAID	(636)	(159)
1TA082	Richard Bruce Johnston Scholar	4,139	4,139	13,022	-	(430)	(108)	(868)	11,616	1GU072	UUFAID	(447)	(112)
1TA083	Roland H. O'Neal, Professorship	152,500	152,500	383,140	-	(12,655)	(3,164)	(25,526)	341,795	1GA021	UAPROV	(13,162)	(3,291)
1TA084	Raymond E. Bassett Memorial Fu	370	370	1,975	-	(65)	(16)	(132)	1,762	1GU152	UUFAID	(68)	(17)
1TA085	Frank Booma Memorial Fund	2,050	2,050	10,922	-	(361)	(90)	(728)	9,743	1GU022	UUFAID	(375)	(94)
1TA086	Louis P. Bourgoin Scholarship	1,707	1,707	9,107	-	(301)	(75)	(607)	8,124	1GU024	UUFAID	(313)	(78)
1TA087	H. L. Boutwell Scholarship Fun	2,850	2,850	15,206	-	(502)	(126)	(1,013)	13,566	1GU025	UUFAID	(522)	(131)
1TA088	Edmund L. Brigham Scholarship	4,812	4,812	25,661	-	(848)	(212)	(1,710)	22,892	1GU026	UUFAID	(882)	(220)
1TA089	Edna O. Brown Scholarship Fund	35,000	35,000	105,005	-	(3,468)	(867)	(6,996)	93,674	1GU028	UUFAID	(3,607)	(902)
1TA090	Philip R Burlingame Sr St Loan	10,786	10,786	39,325	-	(1,299)	(325)	(2,620)	35,082	1LU070	UUFAID	(1,351)	(338)
1TA091	Cartlands-Of-lee Scholarship F	10,000	10,000	35,114	-	(1,160)	(290)	(2,339)	31,325	1GU029	UUFAID	(1,206)	(302)
1TA092	Lt. Albert A. Chariat Fund	1,000	1,000	5,332	-	(176)	(44)	(355)	4,757	1GU141	UUFAID	(183)	(46)
1TA093	Winifred E. Chesley Fund	4,575	4,575	24,395	-	(806)	(201)	(1,625)	21,763	1GU001	UUFAID	(838)	(210)
1TA094	Frank B. Clark Fund	10,000	10,000	55,846	-	(1,845)	(461)	(3,721)	49,820	1GU031	UUFAID	(1,918)	(480)
1TA095	Class of 1916 Sch. Fund	4,715	4,715	15,944	-	(527)	(132)	(1,062)	14,224	1GU035	UUFAID	(548)	(137)
1TA096	Forrest E Adams Mem. Sch.	2,650	2,650	14,128	-	(467)	(117)	(941)	12,603	1GU019	UUFAID	(485)	(121)
1TA097	Berry-Mattoon Fund Cl'22	41,201	41,201	147,243	-	(4,863)	(1,216)	(9,810)	131,354	1GU081	UUFAID	(5,058)	(1,265)
1TA098	Philip M. Marston Scholarship	6,166	6,166	17,422	-	(575)	(144)	(1,161)	15,542	1GU083	UUFAID	(598)	(150)
1TA099	Class of 1925 Wm. S. Sayward F	65,528	65,528	192,268	-	(6,351)	(1,588)	(12,810)	171,520	1GU036	UUFAID	(6,605)	(1,651)
1TA100	Class of 1938 Memorial Scholar	14,245	14,245	45,667	-	(1,508)	(377)	(3,042)	40,739	1GU041	UUFAID	(1,569)	(392)
1TA101	Class of 1948 Trust Fund	5,025	5,025	18,066	-	(597)	(149)	(1,204)	16,116	1GU155	UUFAID	(621)	(155)
1TA102	Class of 1898 Scholarship Fund	302,008	302,008	1,011,336	-	(33,404)	(8,351)	(67,379)	902,202	1GU033	UUFAID	(34,742)	(8,686)
1TA103	Class of 1899 Prize	1,121	1,121	4,444	-	(147)	(37)	(296)	3,965	1GU142	UUFAID	(153)	(38)
1TA104	Clarence E. Clement Sch. Fund	2,000	2,000	6,224	-	(206)	(51)	(415)	5,553	1GU042	UUFAID	(214)	(53)
1TA105	Corinne H. Coburn Fund	9,652	9,652	51,462	-	(1,700)	(425)	(3,429)	45,909	1GU043	UUFAID	(1,768)	(442)
1TA106	Arthur W. Colburn St. Loan F	5,000	5,000	20,819	-	(688)	(172)	(1,387)	18,573	1LU069	UUFAID	(715)	(179)
1TA107	Paul Edward Corriveau Mem. Sc	2,850	2,850	15,206	-	(502)	(126)	(1,013)	13,566	1GU046	UUFAID	(522)	(131)
1TA108	Fisher Currier Scholarship Fu	7,656	7,656	45,226	-	(1,494)	(373)	(3,013)	40,346	1GU048	UUFAID	(1,554)	(388)
1TA109	Diettrich, Memorial Cup Fund	200	200	736	-	(24)	(6)	(49)	657	1GU157	UUFAID	(25)	(6)
1TA110	Harry W. Evans Sch. Fund	5,116	5,116	27,274	-	(901)	(225)	(1,817)	24,330	1GU053	UUFAID	(937)	(234)
1TA111	Sylvester M. Foster Fund	1,000	1,000	5,332	-	(176)	(44)	(355)	4,757	1GU054	UUFAID	(183)	(46)
1TA112	Adelaide M. Godding Fund	31,910	31,910	170,134	-	(5,619)	(1,405)	(11,335)	151,775	1GU056	UUFAID	(5,845)	(1,461)
1TA113	John Haines Scholarship Fund	2,475	2,475	13,189	-	(436)	(109)	(879)	11,766	1GU057	UUFAID	(453)	(113)
1TA114	Willis D. F. Hayden Sch. Fund	4,575	4,575	24,391	-	(806)	(201)	(1,625)	21,759	1GU058	UUFAID	(838)	(209)
1TA115	Helen E. Hayes Sch. Fund	20,000	20,000	68,620	-	(2,267)	(567)	(4,572)	61,215	1GU059	UUFAID	(2,357)	(589)
1TA116	Henderson Memorial Sch. Fund	5,886	5,886	31,558	-	(1,042)	(261)	(2,103)	28,153	1GU060	UUFAID	(1,084)	(271)
1TA117	Edgar C. Hirst Scholarship Fu	20,000	20,000	68,899	-	(2,276)	(569)	(4,590)	61,464	1GU064	UUFAID	(2,367)	(592)
1TA118	Michael J. & Nellie Hourihan	25,000	25,000	109,032	-	(3,601)	(900)	(7,264)	97,267	1GU066	UUFAID	(3,746)	(936)
1TA120	Lillian M. Johnson Fund	278,965	278,965	1,066,627	-	(35,230)	(8,808)	(71,063)	951,527	1GU071	UUFAID	(36,642)	(9,160)
1TA121	Ilmari Kainu Mem. Sch. Fund	103,000	103,000	335,152	-	(11,070)	(2,767)	(22,329)	298,985	1GU074	UUFAID	(11,513)	(2,878)
1TA122	Donald Whitney Libby Memorial	3,000	3,000	16,938	-	(559)	(140)	(1,128)	15,110	1GU076	UUFAID	(582)	(145)
1TA123	Mildred B. Lionstone Scholars	1,730	1,730	5,932	-	(196)	(49)	(395)	5,292	1GU077	UUFAID	(204)	(51)
1TA124	Locke Prize Fund	3,000	3,000	16,758	-	(554)	(138)	(1,116)	14,949	1GU145	UUFAID	(576)	(144)
1TA125	Nancy E. Lougee Memorial Fund	5,000	5,000	27,429	-	(906)	(227)	(1,827)	24,469	1GU079	UUFAID	(942)	(236)
1TA126	Harry Macleod Memorial Schol	4,190	4,190	13,064	-	(432)	(108)	(870)	11,654	1GU080	UUFAID	(449)	(112)
1TA127	J. Herbert Marceau Scholarshi	10,116	10,116	53,425	-	(1,765)	(441)	(3,559)	47,660	1GU082	UUFAID	(1,835)	(459)
1TA128	William F. Marsh Scholarship	2,000	2,000	10,661	-	(352)	(88)	(710)	9,510	1GU084	UUFAID	(366)	(92)
1TA129	Mask & Dagger Fund	5,000	5,000	26,467	-	(874)	(219)	(1,763)	23,611	1GU146	UUFAID	(909)	(227)
1TA130	Erskine Mason Memorial Prize	1,425	1,425	4,316	-	(143)	(36)	(288)	3,850	1GU147	UUFAID	(148)	(37)
1TA131	Roger E. Montgomery Mem. Sch.	2,944	2,944	15,717	-	(519)	(130)	(1,047)	14,021	1GU088	UUFAID	(540)	(135)
1TA132	N.h. Branch Nat'l Civic Fdn.	1,100	1,100	5,858	-	(194)	(48)	(390)	5,226	1GU092	UUFAID	(201)	(50)
1TA133	Maurice E. Nerbonne Sch. Fund	2,086	2,086	6,622	-	(219)	(55)	(441)	5,907	1GU090	UUFAID	(227)	(57)
1TA134	Ordway Fund	2,000	2,000	11,015	-	(364)	(91)	(734)	9,827	1GU093	UUFAID	(378)	(95)
1TA135	George Downes Parnell Mem. Sc	1,750	1,750	9,348	-	(309)	(77)	(623)	8,339	1GU095	UUFAID	(321)	(80)
1TA136	Paul Scholarship Fund	50,000	50,000	266,585	-	(8,805)	(2,201)	(17,761)	237,817	1GU097	UUFAID	(9,158)	(2,290)
1TA137	Luella Pettee Fund	1,883	1,883	10,061	-	(332)	(83)	(670)	8,975	1GU099	UUFAID	(346)	(86)
1TA138	Roecrans W. Pillsbury Fund	500	500	2,660	-	(88)	(22)	(177)	2,373	1GU101	UUFAID	(91)	(23)
1TA139	Alfred Ernest Richards Mem. S	5,000	5,000	26,662	-	(881)	(220)	(1,776)	23,785	1GU105	UUFAID	(916)	(229)
1TA140	Charles H. Sanders Fund	3,000	3,000	16,001	-	(529)	(132)	(1,066)	14,274	1GU107	UUFAID	(550)	(137)
1TA141	Lena Snow Sargent Fund	55,051	55,051	240,078	-	(7,930)	(1,982)	(15,995)	214,171	1GU106	UUFAID	(8,247)	(2,062)
1TA142	Walter M. Shipley Scholarship	2,000	2,000	10,661	-	(352)	(88)	(710)	9,510	1GU108	UUFAID	(366)	(92)
1TA143	Mary F. Simpson Sch. Fund	106,979	106,979	358,244	-	(11,833)	(2,958)	(23,868)	319,586	1GU110	UUFAID	(12,307)	(3,077)

UNIVERSITY SYSTEM OF NEW HAMPSHIRE
DETAIL STATEMENT OF CHANGES IN ENDOWMENT AND SIMILAR FUNDS
WITH ADDITIONAL INFORMATION ON INTEREST DISTRIBUTION
FOR THE YEAR ENDED JUNE 30, 2022

FUND	FUND NAME	BOOK VALUE 6/30/2021	BOOK VALUE 6/30/2022	MARKET VALUE 6/30/2021	NET ADDITIONS PRIMARILY GIFTS	FY22 DISTRIBUTION PURPOSE	FY22 DISTRIBUTION MGMT FEE	FY22 MARKET APPRECIATION	MARKET VALUE 6/30/2022	PAYOUT (for FY22) FUND	PAYOUT (for FY22) ORG	FY23 DISTRIBUTION PURPOSE	FY23 DISTRIBUTION MGMT FEE
1TA144	J. Guy Smart Scholarship Fund	128,777	128,777	624,151	-	(20,616)	(5,154)	(41,583)	556,799	1GU111	UUFAID	(21,441)	(5,360)
1TA145	Roderick W. Smith Scholarship	1,000	1,000	5,332	-	(176)	(44)	(355)	4,757	1GU112	UUFAID	(183)	(46)
1TA146	Smyth, Memorial Fund	2,500	2,500	13,959	-	(461)	(115)	(930)	12,452	1GU150	UUFAID	(480)	(120)
1TA147	James Carter	19,938	19,938	61,942	-	(2,046)	(511)	(4,127)	55,258	1GU030	UUFAID	(2,128)	(532)
1TA148	Col. Samuel J. Sutherland	3,000	3,000	10,447	-	(345)	(86)	(696)	9,319	1GU121	UUFAID	(359)	(90)
1TA149	Theron A. Thorp Mem. Sch. Fun	14,033	14,033	44,560	-	(1,472)	(368)	(2,969)	39,751	1GU124	UUFAID	(1,531)	(383)
1TA150	James A. Wellman Mem. Sch.	25,000	25,000	133,302	-	(4,403)	(1,101)	(8,881)	118,917	1GU125	UUFAID	(4,579)	(1,145)
1TA151	Charles H. Wiggin Sch. Fund	11,486	11,486	61,235	-	(2,023)	(506)	(4,080)	54,627	1GU131	UUFAID	(2,104)	(526)
1TA152	Walter M. Wiggin Scholarship	5,000	5,000	26,654	-	(880)	(220)	(1,776)	23,778	1GU132	UUFAID	(916)	(229)
1TA153	George H. Williams Fund	11,985	11,985	56,426	-	(1,864)	(466)	(3,759)	50,337	1GU135	UUFAID	(1,938)	(485)
1TA154	Richard J. Shea Memorial Award	3,221	3,221	9,549	-	(315)	(79)	(636)	8,519	1GU149	UUFAID	(328)	(82)
1TA155	William H. Yale Sch. Fund	87,478	87,478	363,849	-	(12,018)	(3,004)	(24,241)	324,586	1GU139	UUFAID	(12,499)	(3,125)
1TA156	Class of 1931 Alumni Mem. Scho	75,411	75,411	212,095	-	(7,005)	(1,751)	(14,131)	189,207	1GU039	UUFAID	(7,286)	(1,822)
1TA157	Fred Weare Stone Mem. Sch. Fun	459,252	459,252	1,016,754	-	(33,583)	(8,396)	(67,740)	907,035	1GU120	UUFAID	(34,929)	(8,732)
1TA158	Stephen D. Decesare Memorial S	9,552	9,552	21,930	-	(724)	(181)	(1,461)	19,564	1GU032	UUFAID	(753)	(188)
1TA159	Penny Family School	28,059	28,059	58,294	-	(1,925)	(481)	(3,884)	52,003	1GU210	UUFAID	(2,003)	(501)
1TA160	Ruth Cheney Streeter Shcol	15,000	15,000	33,595	-	(1,110)	(277)	(2,238)	29,970	1GU214	UUFAID	(1,154)	(289)
1TA161	Katherine Demerritt Memorial	5,000	5,000	17,933	-	(592)	(148)	(1,195)	15,998	1GU044	UUFAID	(616)	(154)
1TA162	Col John & Helena Ayotte	256,783	256,783	575,113	-	(18,996)	(4,749)	(38,316)	513,052	1GU215	UUFAID	(19,757)	(4,939)
1TA163	Ray Macdonald End Scholarship	403,999	403,999	809,614	-	(26,741)	(6,685)	(53,939)	722,248	1GA025	UAPROV	(27,813)	(6,953)
1TA164	Gertrude Phelps Carlson Mem	10,654	10,654	23,862	-	(788)	(197)	(1,590)	21,287	1GU169	UUFAID	(820)	(205)
1TA165	Class of 51 Endowed Scholarshi	170,524	181,574	263,112	11,050	(8,654)	(2,163)	(17,649)	245,695	1GU213	UUFAID	(9,040)	(2,260)
1TA166	Norma V and John Spaven	102,379	102,379	209,490	-	(6,919)	(1,730)	(13,957)	186,884	1GU221	UUFAID	(7,197)	(1,799)
1TA167	Lola M Preston Endowed Scholar	45,873	45,873	88,704	-	(2,930)	(732)	(5,922)	79,120	1GU227	UUFAID	(3,047)	(762)
1TA168	Class of 38 Professorship Endo	145,913	145,913	270,479	-	(8,934)	(2,233)	(18,020)	241,291	1GA031	UAPROV	(9,292)	(2,323)
1TA169	Class of 41 Educational Endow	189,977	189,977	359,940	-	(11,889)	(2,972)	(23,980)	321,098	1GA019	UAPROV	(12,365)	(3,091)
1TA170	CEPS Endowed Scholar	121,528	121,528	248,175	-	(8,197)	(2,049)	(16,534)	221,394	1GU220	UUFAID	(8,526)	(2,131)
1TA171	Class of 64 Academic Enrichmnt	181,163	189,563	267,115	8,400	(8,686)	(2,172)	(19,676)	244,981	1GU388	UUFAID	(9,540)	(2,385)
1TA172	Class of 40 Professorship	428,326	428,326	679,036	-	(22,428)	(5,607)	(45,240)	605,761	1GA024	UAPROV	(23,327)	(5,832)
1TA173	Class of 44 Endowed Professor	133,332	133,332	259,944	-	(8,586)	(2,146)	(17,318)	231,893	1GA030	UAPROV	(8,930)	(2,232)
1TA174	Class of 1944 Endowed Scholar	79,976	79,976	109,657	-	(3,622)	(905)	(7,306)	97,824	1GU231	UUFAID	(3,767)	(942)
1TA175	Charles A. Hopkins Family Fund	30,000	30,000	58,781	-	(1,942)	(485)	(3,916)	52,438	1GA029	UAPROV	(2,019)	(505)
1TA176	Class 1961 Endowed Scholarship	139,738	142,143	200,479	2,405	(6,622)	(1,655)	(13,412)	181,195	1GU233	UUFAID	(6,887)	(1,722)
1TA178	William S Law Scholarship Fund	53,168	53,168	73,352	-	(2,423)	(606)	(4,887)	65,436	1GU235	UUFAID	(2,520)	(630)
1TA179	Frank A Joy Endowed Fund	1,295,967	1,295,967	1,866,488	-	(61,649)	(15,412)	(124,352)	1,665,074	1GU279	UUFAID	(64,120)	(16,030)
1TA181	Ernest Easter Scholarship Fund	166,274	166,274	244,728	-	(8,083)	(2,021)	(16,305)	218,319	1GU270	UUFAID	(8,407)	(2,102)
1TA182	Scott Chadwick Memorial Scholarship	29,323	29,323	50,488	-	(1,668)	(417)	(3,364)	45,040	1GA085	UUFAID	(1,734)	(434)
1TA183	Earl & Ethel Handly Faculty Endwmnt	1,030,740	1,030,740	1,208,865	-	(39,928)	(9,982)	(80,539)	1,078,415	1GA151	UAPROV	(41,528)	(10,382)
1TB001	Edward Cass Adams	10,500	10,500	37,257	-	(1,231)	(308)	(2,482)	33,237	1GB002	UBNREN	(1,280)	(320)
1TB002	Robert P. Ahern Mem. Fund	51,855	51,855	118,491	-	(3,914)	(978)	(7,894)	105,705	1GB001	UBANFS	(4,071)	(1,018)
1TB003	Albert H. Brown Student Loan	63,800	63,800	269,105	-	(8,888)	(2,222)	(17,929)	240,066	1GB033	UBDEAN	(9,245)	(2,311)
1TB004	Thomas W. Keller Mem. Scholars	12,555	12,555	34,038	-	(1,124)	(281)	(2,268)	30,365	1GB016	UBDEAN	(1,169)	(292)
1TB005	C. Hilton Boynton	60,716	60,916	109,143	200	(3,603)	(901)	(7,296)	97,543	1GB032	UBANFS	(3,749)	(937)
1TB006	Gertrude Burnham Fund	266,299	266,299	722,940	-	(23,878)	(5,970)	(48,165)	644,927	1GB004	UBDEAN	(24,835)	(6,209)
1TB007	Conant Scholarship Fund	51,454	51,454	284,688	-	(9,403)	(2,351)	(18,967)	253,967	1GB005	UBANFS	(9,780)	(2,445)
1TB008	Crop Protection Institute	12,000	12,000	35,947	-	(1,187)	(297)	(2,395)	32,068	1GB034	UBDEAN	(1,235)	(309)
1TB009	David W. Drew Memorial Scholar	16,713	16,713	49,070	-	(1,621)	(405)	(3,269)	43,775	1GB006	UBBIOL	(1,686)	(421)
1TB010	Clyde & Isabel Eaton	17,010	17,010	64,035	-	(2,115)	(529)	(4,266)	57,125	1GB007	UBDEAN	(2,200)	(550)
1TB011	Kenneth Fowler	29,592	29,792	83,089	200	(2,728)	(682)	(5,558)	74,321	1GB011	UBDEAN	(2,855)	(714)
1TB012	Norman Hubbard Scholarship	2,323	2,323	8,728	-	(288)	(72)	(581)	7,786	1GB014	UBDEAN	(300)	(75)
1TB013	Oliver J. Hubbard Fund	413,825	413,825	1,447,122	-	(47,798)	(11,949)	(96,412)	1,290,962	1GB090/1GB037	UBANFS	(49,713)	(12,428)
1TB014	Basil & Alice Johnson	32,000	32,000	68,303	-	(2,256)	(564)	(4,551)	60,932	1GB018	UBDEAN	(2,346)	(587)
1TB015	Gunnar B. Olsson Fund	10,000	10,000	31,204	-	(1,031)	(258)	(2,079)	27,837	1GB029	UBDEAN	(1,072)	(268)
1TB016	Dan Heath Memorial	8,093	8,093	14,474	-	(478)	(120)	(964)	12,912	1GB044	UBMCBS	(497)	(124)
1TB017	Richard A. Andrews Mem'l Award	3,075	3,075	6,592	-	(218)	(54)	(439)	5,881	1GB039	UBNREN	(226)	(57)
1TB018	Paul Gilman	6,070	6,070	12,422	-	(410)	(103)	(828)	11,082	1GB009	UBTSAS	(427)	(107)
1TB019	Albio Hodgdon Mem'l Schol	8,430	8,430	15,474	-	(502)	(126)	(1,032)	13,815	1GB036	UBBIOL	(532)	(133)
1TB020	Barbara M. Lucier Endowed Mem	18,385	18,485	31,736	100	(1,048)	(262)	(2,127)	28,399	1GB019	UBDEAN	(1,094)	(273)
1TB021	George M. Moore Scholarship	7,914	7,914	15,267	-	(504)	(126)	(1,017)	13,619	1GB046	UBBIOL	(524)	(131)
1TB022	Constance L. Rollins Memorial	85,000	85,000	154,390	-	(5,099)	(1,275)	(10,083)	137,932	1GB055	UBMCBS	(5,304)	(1,326)
1TB023	Plant Science Scholarship Fund	5,746	5,746	11,781	-	(389)	(97)	(785)	10,509	1GB023	UBBIOL	(405)	(101)
1TB024	James A. Purington Scholarship	28,872	28,872	70,310	-	(2,322)	(581)	(4,684)	62,723	1GB024	UBDEAN	(2,415)	(604)
1TB026	Laurence W. Slantez Memorial	42,001	42,001	74,282	-	(2,443)	(611)	(4,950)	66,279	1GB050	UBDEAN	(2,552)	(638)
1TB027	Clark L. Stevens Sch. in Fore	5,020	5,020	15,106	-	(499)	(125)	(1,006)	13,476	1GB025	UBNREN	(519)	(130)
1TB028	Charles A. & F. W. Stone Schol	50,425	50,425	160,126	-	(5,289)	(1,322)	(10,668)	142,847	1GB026	UBANFS	(5,501)	(1,375)
1TB029	L.v. "cy" Tirrell Prof. Sch.	22,802	22,902	78,415	100	(2,590)	(648)	(5,229)	70,048	1GB027	UBANFS	(2,694)	(673)
1TB030	Agricultural Alumni Associatio	9,120	9,120	33,685	-	(1,113)	(278)	(2,244)	30,050	1GB000	UBDEAN	(1,157)	(289)
1TB031	Richard B. Johnston Mem. Schol	7,765	7,765	33,866	-	(1,119)	(280)	(2,256)	30,211	1GB040	UBNREN	(1,163)	(291)

UNIVERSITY SYSTEM OF NEW HAMPSHIRE
DETAIL STATEMENT OF CHANGES IN ENDOWMENT AND SIMILAR FUNDS
WITH ADDITIONAL INFORMATION ON INTEREST DISTRIBUTION
FOR THE YEAR ENDED JUNE 30, 2022

FUND	FUND NAME	BOOK VALUE 6/30/2021	BOOK VALUE 6/30/2022	MARKET VALUE 6/30/2021	NET ADDITIONS PRIMARILY GIFTS	FY22 DISTRIBUTION PURPOSE	FY22 DISTRIBUTION MGMT FEE	FY22 MARKET APPRECIATION	MARKET VALUE 6/30/2022	PAYOUT (for FY22) FUND	PAYOUT (for FY22) ORG	FY23 DISTRIBUTION PURPOSE	FY23 DISTRIBUTION MGMT FEE
1TB032	Stephen W & Helen H Dyer Schlr	36,310	36,310	119,807	-	(3,954)	(988)	(7,982)	106,883	1GB010	UBDEAN	(4,116)	(1,029)
1TB033	Ruth E. Farrington Fund	503,109	503,109	1,842,090	-	(60,844)	(15,211)	(122,727)	1,643,308	1GB035	UBNREN	(63,281)	(15,820)
1TB034	Andrew L. Felker Sch. Fund	5,025	5,025	17,641	-	(583)	(146)	(1,175)	15,737	1GB008	UBDEAN	(606)	(152)
1TB035	Hood Prize Fund	6,000	6,000	31,990	-	(1,057)	(264)	(2,131)	28,538	1GB031	UBBIOL	(1,099)	(275)
1TB036	Hubbard Farms Grad. Fellow/Pou	40,000	40,000	223,394	-	(7,379)	(1,845)	(14,883)	199,287	1GB012	UBANFS	(7,674)	(1,919)
1TB037	Norma Ikawa Scholarship Fund	33,770	35,650	52,047	1,880	(1,628)	(407)	(3,606)	48,286	1GB015	UBDEAN	(1,792)	(448)
1TB038	Industrial Education Fund	498	498	2,779	-	(92)	(23)	(185)	2,479	1GB038	UBTSAS	(95)	(24)
1TB039	Kenneth L. Isaacs Sch. Fnd.	12,191	12,191	42,722	-	(1,411)	(353)	(2,846)	38,111	1GB013	UBANFS	(1,468)	(367)
1TB040	Lilac Endowment Fund	12,267	12,267	32,814	-	(1,084)	(271)	(2,186)	29,273	1GB041	UBBIOL	(1,127)	(282)
1TB041	Lord Scholarship Fund	666,183	666,183	2,171,263	-	(71,716)	(17,929)	(144,657)	1,936,960	1GB017	UBDEAN	(74,589)	(18,647)
1TB042	Fred W. Menns Scholarship Fun	3,726	3,726	12,611	-	(417)	(104)	(840)	11,250	1GB020	UBDEAN	(433)	(108)
1TB043	Kenneth S. Morrow Scholarship	12,324	12,324	39,500	-	(1,305)	(326)	(2,632)	35,237	1GB021	UBANFS	(1,357)	(339)
1TB044	Walhowdon Farm Scholarship	2,000	2,000	6,520	-	(215)	(54)	(434)	5,817	1GB028	UBDEAN	(224)	(56)
1TB046	Stacey Cole	485,486	485,486	665,758	-	-	(5,497)	(46,685)	613,575	1GB064	UBTSAS	(23,622)	(5,906)
1TB047	Lloyd Hawkensen Fund	11,567	11,567	28,183	-	(931)	(233)	(1,878)	25,142	1GB068	UBNREN	(968)	(242)
1TB048	Marty Mitchell Scholarship	14,360	14,360	28,695	-	(948)	(237)	(1,912)	25,598	1GB076	UBDEAN	(986)	(246)
1TB049	Virginia M & William L Conrad	40,023	40,023	61,996	-	(2,048)	(512)	(4,130)	55,306	1GB077	UBBIOL	(2,130)	(532)
1TB050	Eric Wilkes Bell Mem End Award	25,445	25,445	40,408	-	(1,335)	(334)	(2,692)	36,047	1GB083	UBNREN	(1,388)	(347)
1TB051	Drs. Lorus & Margery Milne	540,197	540,197	629,384	-	(20,788)	(5,197)	(41,932)	561,467	1GB196	UBDEAN	(21,621)	(5,405)
1TC001	John D. Batcheller Memorial	33,915	33,915	52,789	-	(1,744)	(436)	(3,517)	47,092	1GC096	UCTHDA	(1,813)	(453)
1TC002	Foreign Language Study	13,807	13,807	32,277	-	(1,066)	(267)	(2,150)	28,794	1GC005	UCLLAC	(1,109)	(277)
1TC003	Gary Lindberg	22,514	22,514	51,880	-	(1,714)	(428)	(3,456)	46,281	1GC044	UCENGL	(1,782)	(446)
1TC004	Raymond J. Bernier Scholarship	9,517	9,517	16,753	-	(553)	(138)	(1,116)	14,945	1GC048	UCTHDA	(576)	(144)
1TC005	S. P. Edelman	1,760	1,760	3,601	-	(119)	(30)	(240)	3,212	1GC002	UCMUSI	(124)	(31)
1TC006	Excellence in Teaching Scholar	48,409	48,409	98,871	-	(3,266)	(816)	(6,587)	88,202	1GC015	UCEDUC	(3,397)	(849)
1TC007	Jean Mattox	40,672	40,672	68,803	-	(2,273)	(568)	(4,584)	61,378	1GC007	UCTHDA	(2,364)	(591)
1TC008	Richard A. Morse Scholarship	176,217	176,217	295,408	-	(8,034)	(2,009)	(19,831)	265,534	1GC008	UCMUSI	(10,222)	(2,555)
1TC009	Gary R. O'neal Musical Theater	31,244	31,769	52,079	525	(1,719)	(430)	(3,496)	46,959	1GC009	UCTHDA	(1,789)	(447)
1TC010	William H Annis Occupation Edu	6,665	6,915	11,901	250	(384)	(96)	(824)	10,846	1GC176	UCEDUC	(418)	(104)
1TC011	Jani Smith	18,625	19,125	30,574	500	(1,010)	(252)	(2,061)	27,751	1GC011	UCMUSI	(1,050)	(263)
1TC013	Donald E. Steele	7,940	8,023	23,222	83	(760)	(190)	(1,554)	20,801	1GC035	UCMUSI	(799)	(200)
1TC014	Arts Dept Scholarship Fund	7,959	7,959	23,980	-	(792)	(198)	(1,598)	21,393	1GC001	UCARTS	(824)	(206)
1TC015	German Soc. of Manchester, NH	1,005	1,005	5,338	-	(176)	(44)	(356)	4,762	1GC003	UCGRMN	(183)	(46)
1TC016	Adaline W. Paul Sch. Fund	10,000	10,000	34,814	-	(1,150)	(287)	(2,319)	31,058	1GC010	UCMUSI	(1,196)	(299)
1TC017	Thomas O Marshall Fund	6,400	6,400	13,320	-	(440)	(110)	(887)	11,883	1GC006	UCEDUC	(458)	(114)
1TC018	NH Library of Traditional Jazz	1,123,792	1,123,792	2,868,764	-	(63,170)	(23,689)	(194,474)	2,587,432	1GC016/1GL027	UCTJAZ/ULLBKS	(65,700)	(24,908)
1TC019	Seiler, Study of Music	8,555	8,555	16,988	-	(561)	(140)	(1,132)	15,155	1GC088	UCMUSI	(584)	(146)
1TC020	Ann Pazo Mayberry Fund	29,981	30,981	60,523	1,000	(1,999)	(500)	(4,177)	54,847	1GC082	UCENGL	(2,113)	(528)
1TC021	Grant Carlson Fund	13,363	13,363	25,680	-	(823)	(206)	(1,713)	22,938	1GC086	UCARTS	(883)	(221)
1TC022	Humanities Challenge	493,667	493,667	1,072,646	-	(35,429)	(8,857)	(71,464)	956,896	1GC064	UCHCTR	(36,849)	(9,212)
1TC023	Louise Harwell Rogers Endowmen	19,667	19,667	33,123	-	(1,094)	(274)	(2,207)	29,549	1GC091	UCMUSI	(1,138)	(284)
1TC024	Malcolm & Virginia Smith Endow	14,075	14,075	24,000	-	(793)	(198)	(1,599)	21,410	1GC092	UCARTS	(824)	(206)
1TC025	Theater Education Endowed Fund	58,643	58,838	97,568	195	(3,223)	(806)	(6,510)	87,225	1GC097	UCTHDA	(3,352)	(838)
1TC026	Lucha-Burns Musical Theatre Endowmt	89,471	89,471	150,938	-	(4,983)	(1,246)	(10,056)	134,653	1GC094	UCTHDA	(5,185)	(1,296)
1TC027	Whitlock Music Education Schol	12,550	12,550	17,160	-	(567)	(142)	(1,143)	15,309	1GC054	UCMUSI	(590)	(147)
1TC028	Shatterly Fund for Education	59,243	59,243	82,479	-	(2,724)	(681)	(5,495)	73,579	1GC127	UCEDUC	(2,833)	(708)
1TC029	Shatterly Fund for Poli Sci	118,286	118,286	162,850	-	(5,379)	(1,345)	(10,850)	145,276	1GC128	UCPOLT	(5,594)	(1,399)
1TC030	Conover Endowed Fund	32,000	32,000	72,382	-	(2,391)	(598)	(4,822)	64,571	1GC050	UCMUSI	(2,487)	(622)
1TC031	Edwin and Mary Scheier Fund	2,243,768	2,243,768	3,172,439	-	(104,785)	(26,196)	(211,359)	2,830,099	1GC214	UCARTS	(108,983)	(27,246)
1TC032	Blanche C Bailey Fund	35,680	35,680	57,906	-	(1,913)	(478)	(3,858)	51,658	1GC223	UCMUSI	(1,989)	(497)
1TD001	Gordon H. Bassett	8,115	8,115	33,058	-	(1,092)	(273)	(2,202)	29,490	1GD021	UDDEAN	(1,136)	(284)
1TD002	Champlin Scholarship Fund	270,148	270,148	439,407	-	(14,513)	(3,628)	(29,275)	391,991	1GD025	UDME00	(15,095)	(3,774)
1TD003	Howard W. Cope Mem Scholarship	27,057	28,057	69,569	1,000	(2,291)	(573)	(4,759)	62,947	1GD002	UDDEAN	(2,425)	(606)
1TD004	Edward T. Donovan Scholarship	15,724	15,724	43,411	-	(1,434)	(358)	(2,892)	38,726	1GD004	UDME00	(1,491)	(373)
1TD005	Donald Fox Mem Scholarship	24,380	24,380	66,364	-	(2,192)	(548)	(4,421)	59,202	1GD029	UDDEAN	(2,280)	(570)
1TD006	Harry L. Farnham Scholarship	5,134	5,134	18,424	-	(609)	(152)	(1,227)	16,436	1GD005	UDEE00	(633)	(158)
1TD007	Joseph L Fearer Scholar Fund	19,395	19,395	86,950	-	(2,872)	(718)	(5,793)	77,568	1GD006	UDDEAN	(2,987)	(747)
1TD008	Harold A. Iddles Lecture Fund	57,538	58,038	147,733	500	(4,844)	(1,211)	(9,878)	132,300	1GD027	UDCHEM	(5,077)	(1,269)
1TD009	William Knox Endowed Fund	5,000	5,000	17,598	-	(581)	(145)	(1,172)	15,699	1GD008	UDEE00	(605)	(151)
1TD010	Marie L. Langelier	182,930	182,930	413,777	-	(13,667)	(3,417)	(27,567)	369,126	1GD056	UDDEAN	(14,214)	(3,554)
1TD011	Vernon Lerch	10,607	10,607	33,097	-	(1,093)	(273)	(2,205)	29,526	1GD017	UDCHEM	(1,137)	(284)
1TD012	David Owen Libby	20,040	20,040	57,950	-	(1,914)	(479)	(3,861)	51,696	1GD028	UDDEAN	(1,991)	(498)
1TD013	Frank Block Fund	15,467	15,467	31,652	-	(1,045)	(261)	(2,109)	28,237	1GD057	UDCHEM	(1,087)	(272)
1TD014	Randolph W. Chapman Lecture Fu	10,000	10,000	20,465	-	(676)	(169)	(1,363)	18,257	1GD024	UDESCI	(703)	(176)
1TD015	W. Edwards Deming	10,000	10,000	20,422	-	(675)	(169)	(1,361)	18,218	1GD001	UDMATH	(702)	(175)
1TD016	Dr. Ruth Peters Memorial Award	4,083	4,083	8,355	-	(276)	(69)	(557)	7,453	1GD010	UDMATH	(287)	(72)
1TD017	Stolworthy Fund	5,000	5,000	10,233	-	(338)	(84)	(682)	9,128	1GD023	UDDEAN	(352)	(88)
1TD018	Richard & Georgia Balomenos	27,088	27,288	46,530	200	(2,251)	(563)	(3,066)	40,850	1GD060	UDMATH	(1,568)	(392)

UNIVERSITY SYSTEM OF NEW HAMPSHIRE
DETAIL STATEMENT OF CHANGES IN ENDOWMENT AND SIMILAR FUNDS
WITH ADDITIONAL INFORMATION ON INTEREST DISTRIBUTION
FOR THE YEAR ENDED JUNE 30, 2022

FUND	FUND NAME	BOOK VALUE 6/30/2021	BOOK VALUE 6/30/2022	MARKET VALUE 6/30/2021	NET ADDITIONS PRIMARILY GIFTS	FY22 DISTRIBUTION PURPOSE	FY22 DISTRIBUTION MGMT FEE	FY22 MARKET APPRECIATION	MARKET VALUE 6/30/2022	PAYOUT (for FY22) FUND	PAYOUT (for FY22) ORG	FY23 DISTRIBUTION PURPOSE	FY23 DISTRIBUTION MGMT FEE
1TD019	Bacon Award	1,135	1,135	2,323	-	(77)	(19)	(155)	2,072	1GD020	UDKE00	(80)	(20)
1TD021	Raymond B. Seymour Chem.	2,450	2,450	6,893	-	(228)	(57)	(459)	6,150	1GD019	UDCHEM	(237)	(59)
1TD022	Tappi Endowed Fund	21,925	21,925	52,955	-	(1,749)	(437)	(3,528)	47,240	1GD031	UDKE00	(1,819)	(455)
1TD023	Winchester R. Wood Fund	395,136	395,136	827,502	-	(27,332)	(6,833)	(55,131)	738,206	1GC106/1GD014	UCMUSI/UDDEAN	(28,427)	(7,107)
1TD024	Leroy Johnson	198,654	198,654	476,389	-	(15,735)	(3,934)	(31,739)	424,981	1GD059	UDCE00	(16,365)	(4,091)
1TD025	J & Rm Kurtz Endowed Fund	150,000	150,000	322,084	-	(10,638)	(2,660)	(21,458)	287,327	1GD071	UDDEAN	(11,065)	(2,766)
1TD026	Bailey Prize Fund	251	251	1,336	-	(44)	(11)	(89)	1,192	1GD015	UDCHEM	(46)	(11)
1TD027	Albert W. Diniak Memorial Fun	1,500	1,500	5,208	-	(172)	(43)	(347)	4,646	1GD003	UDCHEM	(179)	(45)
1TD028	Heman Charles Fogg Sch. Fund	5,000	5,000	17,933	-	(592)	(148)	(1,195)	15,998	1GD007	UDCHEM	(616)	(154)
1TD029	Kingsbury Memorial Award	82,571	82,571	118,815	-	(3,924)	(981)	(7,916)	105,993	1GD016	UDME00	(4,082)	(1,020)
1TD030	Locke Scholarship Fund	3,000	3,000	15,997	-	(528)	(132)	(1,066)	14,271	1GD009	UDCHEM	(550)	(137)
1TD031	Lester A. Pratt Grad. Prize	66,579	66,779	140,939	200	(4,655)	(1,164)	(9,414)	125,906	1GD011	UDCHEM	(4,849)	(1,212)
1TD032	Lucinda & Melvin Smith Sch. F	12,000	12,000	44,197	-	(1,460)	(365)	(2,945)	39,428	1GD013/1GC108	UDCHEM/UCENGL	(1,518)	(380)
1TD033	Waite Professorship	103,133	103,133	240,226	-	(7,935)	(1,984)	(16,005)	214,303	1GD072	UDDEAN	(8,252)	(2,063)
1TD034	Fred Waite Class of 1927	270,412	270,412	611,255	-	(20,190)	(5,047)	(40,724)	545,294	1GD073	UDKE00	(20,998)	(5,250)
1TD035	R C Kimball Scholar	12,000	12,000	25,717	-	(849)	(212)	(1,713)	22,942	1GD076	UDDEAN	(883)	(221)
1TD036	Robert T. Hart	25,000	25,000	58,148	-	(1,921)	(480)	(3,874)	51,874	1GD075	UDCHEM	(1,998)	(499)
1TD037	Leon W Hitchcock Award	96,296	96,296	146,342	-	(4,834)	(1,208)	(9,750)	130,550	1GD033	UDEE00	(5,027)	(1,257)
1TD038	Olivette Dussault Hemon Schola	16,740	16,740	22,844	-	(755)	(189)	(1,522)	20,379	1GD108	UDME00	(785)	(196)
1TD039	Kenneth J Higson Endowed Schol	455,404	455,404	669,093	-	(22,100)	(5,525)	(44,577)	596,891	1GD092	UDME00	(22,985)	(5,746)
1TD040	Helmut M Haendler Endowed Fund	89,162	89,162	113,226	-	(2,886)	(721)	(7,618)	102,001	1GD018	UDCHEM	(3,926)	(982)
1TD041	Frederick N Walker Jr Ee Schol	200,000	200,000	334,830	-	(11,059)	(2,765)	(22,308)	298,698	1GD091	UDEE00	(11,502)	(2,876)
1TD042	Craig A West Memorial Endow	19,750	20,800	28,884	1,050	(952)	(238)	(2,035)	26,709	1GD094	UDCHEM	(992)	(248)
1TD043	Harold M Lander Cl of 24 Fund	12,327	12,327	17,648	-	(583)	(146)	(1,176)	15,744	1GD100	UDDEAN	(606)	(152)
1TD044	Clarence & Eleanor Shuttlewort	496,846	496,846	730,624	-	(24,132)	(6,033)	(48,677)	651,782	1GD104	UDKE00	(25,099)	(6,275)
1TD045	Shatterly Fund for Engineering	118,286	118,286	170,365	-	(5,627)	(1,407)	(11,350)	151,980	1GD107	UDDEAN	(5,853)	(1,463)
1TD046	Tenho S Kauppinen Scholarship Fund	5,000	5,000	7,467	-	(247)	(62)	(497)	6,661	1GD140	UDME00	(257)	(64)
1TD047	Roland S. Burlingame Scholarship	518,468	518,468	746,983	-	(24,673)	(6,168)	(49,767)	666,376	1GD153	UDDEAN	(25,661)	(6,415)
1TE001	John A. Beckett Writing Prize	10,542	10,542	21,480	-	(709)	(177)	(1,431)	19,162	1GE002	UEWBSC	(738)	(184)
1TE002	Patrick Carlson Memorial Schol	13,230	13,230	40,003	-	(1,321)	(330)	(2,665)	35,686	1GE008	UEWBSC	(1,374)	(344)
1TE003	Jan E. Clee Fellowship Fund	13,735	13,735	34,064	-	(1,125)	(281)	(2,269)	30,388	1GE007	UEWBSC	(1,170)	(293)
1TE004	Carroll M. Degler Fund	24,927	24,927	90,142	-	(2,977)	(744)	(6,006)	80,415	1GE004	UEWBSC	(3,097)	(774)
1TE005	James R. Carter Professorship	400,900	400,900	1,006,657	-	(33,250)	(8,312)	(67,067)	898,028	1GE003	UEWBSC	(34,582)	(8,645)
1TE006	William T. Cushing Memorial Sc	67,598	67,798	133,474	200	(4,400)	(1,100)	(8,914)	119,260	1GE001	UEWBSC	(4,586)	(1,146)
1TE007	Patricia Vinnicombe Endow Fund	23,000	23,000	46,862	-	(1,548)	(387)	(3,122)	41,805	1GE012	UEWBSC	(1,610)	(402)
1TE008	Hollis Harrington	62,000	62,000	142,243	-	(4,698)	(1,175)	(9,477)	126,894	1GE005	UEWBSC	(4,886)	(1,222)
1TE009	Virginia Paul Dee Professorshi	149,807	149,807	348,948	-	(11,526)	(2,881)	(23,248)	311,293	1GE017	UEWBSC	(11,987)	(2,997)
1TE010	Ellen Mae Greenaway Scholar	27,800	27,800	62,263	-	(2,057)	(514)	(4,148)	55,544	1GE018	UEWBSC	(2,139)	(535)
1TE012	JA Hogan Distinguished Visiting Pro	878,532	878,532	1,101,372	-	(36,378)	(9,094)	(73,377)	982,523	1GE067	UEDEAN	(37,835)	(9,459)
1TF001	Dr E Elizabeth French Mem Fund	32,153	32,153	58,451	-	(1,931)	(483)	(3,894)	52,143	1GB133	UBMCBS	(2,008)	(502)
1TF002	Gerald L & Dorothy K Smith Fun	94,025	94,025	127,127	-	(4,199)	(1,050)	(8,470)	113,409	1GF001	UFNUNP	(4,367)	(1,092)
1TF004	Elizabeth Rand	147,096	147,096	275,194	-	(9,090)	(2,272)	(18,334)	245,498	1GF003	UFFS00	(9,454)	(2,363)
1TF005	Hamilton Putnam	22,300	22,300	50,289	-	(1,661)	(415)	(3,350)	44,863	1GF008	UFDEAN	(1,728)	(432)
1TF006	Robert J. & Mary E. Mitchell	79,983	79,983	246,186	-	(8,131)	(2,033)	(16,402)	219,620	1GF002	UFOT00	(8,457)	(2,114)
1TF007	Daniel Beatrice Rogers Schl	27,230	27,334	49,686	104	(1,620)	(405)	(3,325)	44,440	1GF015	UFDEAN	(1,711)	(428)
1TF008	Marion Beckwith Endowed Fund	8,822	8,822	13,896	-	(459)	(115)	(926)	12,397	1GF019	UFKINE	(477)	(119)
1TG003	Alumni Merit Serv Award Assn	33,018	33,018	52,749	-	(1,742)	(436)	(3,514)	47,057	1GG042	UGAADM	(1,812)	(453)
1TG004	Honors Program/Urop Endowment	186,891	186,891	313,521	-	(10,355)	(2,589)	(20,888)	279,689	1GA028	UAHONP	(10,770)	(2,693)
1TG009	Smith Sanborn Lecture Fund	8,298	8,298	34,546	-	(1,141)	(285)	(2,302)	30,818	1GASAN	UAPROV	(1,187)	(297)
1TG012	Class of 36 Cultural Enrichmnt	104,417	104,417	215,697	-	(7,124)	(1,781)	(14,371)	192,421	1GG013	UGPRES	(7,410)	(1,852)
1TG015	Class of 1929 Dad Henderson	87,134	87,134	255,736	-	(8,447)	(2,112)	(17,038)	228,140	1GG002/1GU232	UUFAID	(8,785)	(2,196)
1TG016	Henderson Mem. Carillon Maint.	7,361	7,361	17,148	-	(566)	(142)	(1,142)	15,297	1GG023	UGAADM	(589)	(147)
1TG018	Granite State Scholars Endowment	1,726,038	1,726,038	2,463,743	-	(81,377)	(20,344)	(164,144)	2,197,879	1GU280	UUFAID	(84,637)	(21,159)
1TJ001	Frederick Walker	14,538	14,538	29,729	-	(982)	(245)	(1,981)	26,521	1GJ044	UJGBAS	(1,021)	(255)
1TJ003	Morris F Darling Memorial Fund	180,000	180,000	253,280	-	(8,366)	(2,091)	(16,874)	225,948	1GJ060	UJGCRW	(8,701)	(2,175)
1TL001	Gladys Brooks Endowment Fund	50,000	50,000	174,678	-	(5,770)	(1,442)	(11,638)	155,828	1GL002	ULLBKS	(6,001)	(1,500)
1TL002	Douglas M. Milne	100,000	100,000	339,714	-	(11,221)	(2,805)	(22,633)	303,055	1GL007	ULLBKS	(11,670)	(2,918)
1TL003	Roland Douglas Sawyer	25,275	25,275	86,882	-	(2,870)	(717)	(5,788)	77,507	1GL001	ULLADM	(2,985)	(746)
1TL004	Consolidated Library Fund	10,341	10,341	55,139	-	(1,821)	(455)	(3,674)	49,189	1GL003	ULLBKS	(1,894)	(474)
1TL005	Edward H. Downing Fund	1,000	1,000	3,775	-	(125)	(31)	(251)	3,367	1GL004	ULLBKS	(130)	(32)
1TL006	Marion E. Nash Fund	19,053	19,053	59,229	-	(1,956)	(489)	(3,946)	52,838	1GL006	ULLBKS	(2,035)	(509)
1TL008	Blanche Foye Nash Library Fund	53,390	53,490	67,498	100	(2,226)	(556)	(4,508)	60,308	1GL038	ULLBKS	(2,319)	(580)
1TR001	Prof. & Mrs. F. Jackson	36,757	36,757	65,890	-	(2,176)	(544)	(4,390)	58,780	1GZ026	UZMSAD	(2,264)	(566)
1TR003	Shoals Marine Scholarship Fund	50,342	(11,494)	63,689	(61,835)	(1,843)	(461)	1,863	1,413	1GZ012	UZMSAD	(2,205)	(551)
1TR004	Class of 1937 Professorship	149,288	149,288	326,449	-	(10,782)	(2,696)	(21,749)	291,221	1GZ019	UZMSAD	(11,215)	(2,804)
1TS001	Charles H. Stillings Trust	540,427	544,808	1,594,033	4,381	(52,591)	(13,148)	(106,671)	1,426,004	1GS011/1GU119	USAADM/UUFAID	(54,828)	(13,707)
1TS002	Warren Brown Memorial Scholars	6,651	6,651	23,297	-	(769)	(192)	(1,552)	20,783	1GS001	USMHCY	(800)	(200)
1TS003	Carl & Ada Lundholm Mem Scholr	44,981	44,981	76,582	-	(2,529)	(632)	(5,102)	68,318	1GS007	USAADM	(2,631)	(658)

UNIVERSITY SYSTEM OF NEW HAMPSHIRE
DETAIL STATEMENT OF CHANGES IN ENDOWMENT AND SIMILAR FUNDS
WITH ADDITIONAL INFORMATION ON INTEREST DISTRIBUTION
FOR THE YEAR ENDED JUNE 30, 2022

FUND	FUND NAME	BOOK VALUE 6/30/2021	BOOK VALUE 6/30/2022	MARKET VALUE 6/30/2021	NET ADDITIONS PRIMARILY GIFTS	FY22 DISTRIBUTION PURPOSE	FY22 DISTRIBUTION MGMT FEE	FY22 MARKET APPRECIATION	MARKET VALUE 6/30/2022	PAYOUT (for FY22) FUND	PAYOUT (for FY22) ORG	FY23 DISTRIBUTION PURPOSE	FY23 DISTRIBUTION MGMT FEE
1TS004	Peter G Markos Chemistry Endowment	50,843	50,843	87,409	-	(2,887)	(722)	(5,824)	77,977	1GD169	UDCHEM	(3,003)	(751)
1TS005	Carlton E. Meader, Jr. Mem. Sc	6,180	6,180	22,548	-	(745)	(186)	(1,502)	20,115	1GS008	USMHCY	(775)	(194)
1TS006	Donald Melville	173,254	173,254	409,865	-	(13,538)	(3,384)	(27,307)	365,636	1GS030	USMCCT	(14,080)	(3,520)
1TS007	W. C. & Clara D. Skoglund	102,654	102,654	168,926	-	(5,580)	(1,395)	(11,254)	150,697	1GS009	USAADM	(5,803)	(1,451)
1TS008	Suzanne Urban Fund	57,823	61,523	93,164	3,700	(3,041)	(760)	(6,665)	86,397	1GS014	USAADM	(3,329)	(832)
1TS009	P. Wageman	5,064	5,064	10,347	-	(342)	(85)	(689)	9,231	1GS013	USAADM	(355)	(89)
1TS010	Ski Team UNH	132,473	132,473	235,761	-	(7,787)	(1,947)	(15,707)	210,320	1GS032	USCSKI	(8,099)	(2,025)
1TS011	Paul C. Sweet Scholarship Fund	26,107	26,107	76,270	-	(2,519)	(630)	(5,081)	68,039	1GS012	USAADM	(2,620)	(655)
1TS012	A. Barr "whoops" Snively Schol	11,889	11,989	38,928	100	(1,284)	(321)	(2,608)	34,814	1GS010	USAADM	(1,341)	(335)
1TS013	Jere A. Chase Scholarship	1,653	1,653	5,675	-	(187)	(47)	(378)	5,063	1GS002	USAADM	(195)	(49)
1TS014	Frederick A. Johnson Mem. Sch	10,000	10,000	31,745	-	(1,049)	(262)	(2,115)	28,319	1GS005	USMFTB	(1,091)	(273)
1TS015	Philip C. Jones/1913 Trust	9,831	9,831	41,467	-	(1,370)	(342)	(2,763)	36,993	1GS006	USAADM	(1,425)	(356)
1TS016	UNH 100 Club / General Award	237,279	237,279	490,929	-	(16,215)	(4,054)	(32,707)	437,952	1GS026	USAADM	(16,865)	(4,216)
1TS017	Creeley S. Buchanan Football	8,711	8,711	16,528	-	(546)	(136)	(1,101)	14,745	1GS041	USMFTB	(568)	(142)
1TS018	Craig Scholarship Fund	75,842	75,842	167,580	-	(5,535)	(1,384)	(11,165)	149,497	1GS004	USAADM	(5,757)	(1,439)
1TS019	Andrew Mooradian Endowed Schol	41,281	41,281	63,555	-	(2,099)	(525)	(4,234)	56,697	1GS069	USMFTB	(2,183)	(546)
1TS020	Bernice Hill Class of 23 Endow	44,207	44,207	98,295	-	(3,247)	(812)	(6,549)	87,688	1GS042	USAADM	(3,377)	(844)
1TS021	Arden G. Atkins Scholarship	139,495	139,495	233,707	-	(7,719)	(1,930)	(15,570)	208,487	1GS062	USAADM	(8,029)	(2,007)
1TS022	Ken Pope Endowed Scholarship	11,450	11,450	21,371	-	(706)	(176)	(1,424)	19,065	1GJ100	UJGOLF	(734)	(184)
1TS023	Holt Endowed Fund	162,952	162,958	220,896	6	(6,902)	(1,726)	(14,752)	197,523	1GS070	USMHCY	(7,605)	(1,901)
1TU002	Alice M. Mitchell Scholarship	79,983	79,983	246,186	-	(8,131)	(2,033)	(16,402)	219,620	1GC014/1GD022	UCENGL/UDDEAN	(8,457)	(2,114)
1TU003	Edward and Selma Bacon Simon Fund	88,733	98,733	157,302	10,000	(5,017)	(1,254)	(11,752)	149,279	1GE054	UEHMGT	(5,584)	(1,396)
1TU004	Richard M. Ford Endowed Mem	21,044	21,044	37,366	-	(1,234)	(309)	(2,489)	33,334	1GC084/1GD026	UCENGL/UDCHEM	(1,284)	(321)
1TU005	Agnes & M Jane Linen Scholarsh	4,357	4,357	11,477	-	(379)	(95)	(765)	10,239	1TU005	UUAEND	(394)	(99)
1TU009	Paul J Holloway Endowment Fund	193,137	193,137	328,895	-	(10,863)	(2,716)	(21,912)	293,404	1GE015	UEWBSC	(11,299)	(2,825)
1TU010	Gray-White-Shields Scholarship Fund	2,519,046	2,519,046	3,298,784	-	(108,958)	(27,239)	(219,777)	2,942,810	1GU293	UUFAID	(113,323)	(28,331)
1TU013	UNH Foreign Language Scholarship	84,899	84,899	133,002	-	(4,389)	(1,097)	(8,861)	118,653	1GU327	UUFAID	(4,569)	(1,142)
1TU014	UNH Engineering Scholarship	83,349	83,349	130,907	-	(4,324)	(1,081)	(8,722)	116,781	1GU328	UUFAID	(4,497)	(1,124)
1TU015	T. Ralph & Isabelle Meyers Fund	25,000	25,000	38,862	-	(1,284)	(321)	(2,589)	34,669	1GU342	UUFAID	(1,335)	(334)
1TU016	Joseph L. Robinson Scholarship Fund	35,930	35,930	46,787	-	(1,545)	(386)	(3,117)	41,738	1GU377	UUFAID	(1,607)	(402)
1TU020	UNIQUE Endow Alloc Plan - UNH	36,903,382	42,045,176	50,378,932	5,141,794	(1,834,410)	-	(3,947,281)	49,739,035	1GU296	UUFAID	(2,174,755)	-
	TOTAL UNIVERSITY OF NEW HAMPSHIRE	72,884,732	78,041,011	124,077,667	5,156,280	(4,203,861)	(607,452)	(8,865,965)	115,556,669			(4,676,208)	(633,848)
	UNH AT MANCHESTER												
1TM001	Richard Eaton Foundation	30,000	30,000	61,395	-	(2,028)	(507)	(4,090)	54,770	1GM008	UMFINA	(2,109)	(527)
1TM002	H. P.makris	7,865	7,865	15,356	-	(507)	(127)	(1,023)	13,699	1GM004	UMFINA	(528)	(132)
1TM003	Mvc Scholarship	500	500	1,557	-	(51)	(13)	(104)	1,389	1GM002	UMDEAN	(53)	(13)
	TOTAL UNH AT MANCHESTER	38,365	38,365	78,308	-	(2,586)	(647)	(5,217)	69,858			(2,690)	(672)
	PLYMOUTH STATE UNIVERSITY												
6TC001	Ann L Wharton Scholar Endow	27,316	29,966	44,426	2,650	(1,467)	(367)	(3,090)	42,152	6GCE62	PFBURS	(1,526)	(382)
6TC002	Bea Hodgon	33,206	33,206	55,029	-	(1,818)	(454)	(3,666)	49,091	6GCE27	PFBURS	(1,890)	(473)
6TC003	Paul E Arold Mem Scholar	43,603	43,728	83,085	125	(2,737)	(684)	(5,551)	74,238	6GCE22	PFBURS	(2,858)	(714)
6TC004	PSU Class of 1937	39,095	39,095	78,310	-	(2,587)	(647)	(5,217)	69,860	6GCE23	PFBURS	(2,690)	(673)
6TC005	Class of 1941	26,158	26,158	47,242	-	-	(390)	(4,708)	42,144	6GCE37	PFBURS	-	(419)
6TC006	Scott Descoteaux Scholr Fund	18,948	18,948	41,258	-	(1,363)	(341)	(2,749)	36,806	6GCE34	PFBURS	(1,417)	(354)
6TC007	Donna Ford Fund	4,875	4,875	9,687	-	(320)	(80)	(645)	8,642	6GCE28	PFBURS	(333)	(83)
6TC008	Lillian Groux Mattoon Memorial	22,339	22,339	47,015	-	(1,553)	(388)	(3,132)	41,942	6GCE32	PFBURS	(1,615)	(404)
6TC010	Art Dept (PSU)	21,152	21,302	32,496	150	(1,042)	(261)	(2,185)	29,158	6GCE35	PFBURS	(1,118)	(279)
6TC011	Madie W. Barrett	55,434	55,534	86,875	100	(2,869)	(717)	(5,799)	77,590	6GCE48	PFBURS	(2,988)	(747)
6TC012	Robert L. Boyd	2,010	2,060	4,307	50	(139)	(35)	(294)	3,889	6GCE38	PALIB1	(148)	(37)
6TC013	Class of 1946 (PSU)	53,765	53,765	100,115	-	(3,307)	(827)	(6,670)	89,312	6GCE39	PFBURS	(3,439)	(860)
6TC014	Class of 1957 (PSU)	10,853	10,853	21,538	-	(711)	(178)	(1,435)	19,214	6GCE40	PFBURS	(740)	(185)
6TC015	Citizens Bank Endowed Scholars	18,738	18,738	54,350	-	(1,795)	(449)	(3,621)	48,485	6GCE26	PFBURS	(1,867)	(467)
6TC016	Marie Connelly	19,989	20,289	35,526	300	(1,164)	(291)	(2,399)	31,972	6GCE49	PFBURS	(1,226)	(307)
6TC017	Charles L. Currier Mememorial	13,204	13,204	33,749	-	(1,115)	(279)	(2,248)	30,107	6GCE41	PFBURS	(1,159)	(290)
6TC019	Myrtle Grover Endowment	54,077	54,077	152,944	-	(5,052)	(1,263)	(10,190)	136,440	6GCE29	PFBURS	(5,254)	(1,314)
6TC020	Hartman/Kelly Scholarship	4,536	4,536	11,202	-	(370)	(93)	(746)	9,993	6GCE46	PFBURS	(385)	(96)
6TC021	James J. Hogan	35,124	35,824	68,235	700	(2,243)	(561)	(4,625)	61,506	6GCE53	PFBURS	(2,360)	(590)
6TC022	Gary David Johnson Mem. Sch.	12,881	12,881	40,065	-	(1,323)	(331)	(2,669)	35,741	6GCE30	PFBURS	(1,376)	(344)
6TC023	Irving Willard Jones Mem Fund	33,289	33,289	109,680	-	(3,623)	(906)	(7,307)	97,844	6GCE24	PFBURS	(3,768)	(942)
6TC024	Margaret 'Peg' Rock Kenyon	12,087	12,087	29,020	-	(959)	(240)	(1,933)	25,889	6GCE50	PFBURS	(997)	(249)
6TC025	Emma Paulsen Knapp '17 Schola	6,495	6,495	16,320	-	(539)	(135)	(1,087)	14,559	6GCE60	PFBURS	(561)	(140)
6TC026	Hazel Balch Moore	46,271	46,271	89,806	-	(2,966)	(742)	(5,983)	80,115	6GCE58	PFBURS	(3,085)	(771)
6TC027	Isabelle Murray Scholarship	4,772	4,772	11,696	-	(259)	(97)	(907)	10,434	6GCE55	PFBURS	(272)	(102)
6TC028	Barbara Boyce Oaks	58,022	58,022	135,996	-	(4,492)	(1,123)	(9,061)	121,321	6GCE25	PFBURS	(4,672)	(1,168)
6TC029	John F. Ozog Mem.	20,461	20,461	53,525	-	(1,768)	(442)	(3,566)	47,749	6GCE42	PFBURS	(1,839)	(460)
6TC030	PSU AA Scholarship Fund	188,052	188,152	283,577	100	(9,343)	(2,336)	(18,909)	253,089	6GCE44	PFBURS	(9,746)	(2,437)

UNIVERSITY SYSTEM OF NEW HAMPSHIRE
DETAIL STATEMENT OF CHANGES IN ENDOWMENT AND SIMILAR FUNDS
WITH ADDITIONAL INFORMATION ON INTEREST DISTRIBUTION
FOR THE YEAR ENDED JUNE 30, 2022

FUND	FUND NAME	BOOK VALUE 6/30/2021	BOOK VALUE 6/30/2022	MARKET VALUE 6/30/2021	NET ADDITIONS PRIMARILY GIFTS	FY22 DISTRIBUTION PURPOSE	FY22 DISTRIBUTION MGMT FEE	FY22 MARKET APPRECIATION	MARKET VALUE 6/30/2022	PAYOUT (for FY22) FUND	PAYOUT (for FY22) ORG	FY23 DISTRIBUTION PURPOSE	FY23 DISTRIBUTION MGMT FEE
6TC031	PSU Math Dept. Fund	6,379	6,679	10,856	300	-	(88)	(1,108)	9,960	6GCE43	PA3XD1	-	(96)
6TC032	Bernice Goodwin Spaulding	6,317	6,317	21,713	-	(717)	(179)	(1,447)	19,370	6GCE33	PFBURS	(746)	(186)
6TC033	Blanche Colby Stacy Fund	33,859	33,859	106,216	-	(3,508)	(877)	(7,076)	94,754	6GCE36	PFBURS	(3,649)	(912)
6TC034	Harry Preble Swett	17,827	17,827	56,873	-	-	(470)	(5,668)	50,736	6GCE31	PALIB1	(2,018)	(504)
6TC035	Roi M White	40,044	40,044	62,697	-	(2,071)	(518)	(4,177)	55,931	6GCE51	PFBURS	(2,154)	(538)
6TC036	Dorothy E. Whiting	6,232	6,232	15,793	-	(522)	(130)	(1,052)	14,089	6GCE45	PFBURS	(543)	(136)
6TC037	Clarice Clark Parker Award	1,164	1,164	2,869	-	-	(24)	(286)	2,559	6GCE61	PAAAF1	-	(25)
6TC038	Aauw Non-Traditional Student	14,883	14,883	25,873	-	(855)	(214)	(1,724)	23,081	6GCE65	PFBURS	(889)	(222)
6TC039	Robert J. Doherty '86 Scholars	6,214	6,214	15,328	-	(506)	(127)	(1,021)	13,674	6GCE64	PFBURS	(527)	(132)
6TC040	David 'Tuck' Grierson Memorial	7,449	7,449	17,637	-	(583)	(146)	(1,175)	15,734	6GCE63	PBPP01	(606)	(151)
6TC041	John V. Defortis '77 Schshp	8,630	8,630	19,360	-	(639)	(160)	(1,290)	17,271	6GCE66	PFBURS	(665)	(166)
6TC042	Barbara S Dearborn	41,677	41,927	73,345	250	(2,411)	(603)	(4,919)	65,663	6GCE84	PFBURS	(2,520)	(630)
6TC043	Brennan Hart Memorial Fund	100,395	105,395	156,819	5,000	(5,180)	(1,295)	(11,063)	144,281	6GCE47	PFBURS	(5,559)	(1,390)
6TC044	Hamilton, James Scholarship	1,025	1,025	2,384	-	(79)	(20)	(159)	2,127	6GCE67	PHATAD	(82)	(20)
6TC045	Ella O Keene Scholarship Fund	107,397	107,397	226,033	-	(7,466)	(1,866)	(15,059)	201,642	6GCE69	PFBURS	(7,765)	(1,941)
6TC046	Catherine & Kirk Middlekauf	15,403	15,403	22,937	-	(758)	(189)	(1,528)	20,462	6GCE82	PFBURS	(788)	(197)
6TC047	Emma Yeaton Wheeler Scholarship	29,908	30,408	46,744	500	(1,526)	(382)	(3,177)	42,159	6GCE71	PFBURS	(1,624)	(406)
6TC048	Lydia Briggs Endowment	8,706	8,706	12,735	-	(421)	(105)	(848)	11,360	6GCE72	PHATAD	(437)	(109)
6TC049	Geneva M Smith Endowed Schol	80,359	80,359	175,956	-	(5,812)	(1,453)	(11,723)	156,968	6GCE56	PFBURS	(6,045)	(1,511)
6TC050	Ola Hubbard Scholarship	529,155	529,155	836,966	-	(27,645)	(6,911)	(55,762)	746,649	6GCE68	PFBURS	(28,752)	(7,188)
6TC051	Jessie Barnes Metcalf Endowmen	16,066	16,066	33,814	-	(1,117)	(279)	(2,253)	30,165	6GCE52	PFBURS	(1,162)	(290)
6TC052	William L Taylor Memorial Fund	17,067	17,067	28,084	-	(923)	(231)	(1,871)	25,058	6GCE70	PFBURS	(965)	(241)
6TC053	Jeanette & Richard Collins End	105,078	105,078	183,285	-	(6,054)	(1,513)	(12,211)	163,507	6GCE74	PCADR1	(6,296)	(1,574)
6TC054	John V Miller SBI Endow Fund	16,605	16,605	24,523	-	(810)	(202)	(1,634)	21,876	6GCE73	PPPPRES	(842)	(211)
6TC055	Carole Anne Soucie Mem Endow	10,431	10,431	14,963	-	(494)	(124)	(997)	13,348	6GCE78	PFBURS	(514)	(129)
6TC056	M Shine Bateman Mem Schlrshp	42,434	43,359	60,033	925	(1,942)	(485)	(4,120)	54,410	6GCE76	PFBURS	(2,077)	(519)
6TC057	Regina Thornton Mem Schol	8,650	8,650	12,795	-	(423)	(106)	(852)	11,414	6GCE77	PFBURS	(440)	(110)
6TC058	Karl Drerup Art Scholarship	56,282	56,282	79,987	-	(2,642)	(660)	(5,329)	71,356	6GCE79	PFBURS	(2,748)	(687)
6TC059	Norton R Bagley Scholarship	119,435	120,435	163,229	1,000	(5,391)	(1,348)	(10,998)	146,492	6GCE80	PFBURS	(5,642)	(1,411)
6TC060	H B Barton Memorial Scholarsh	16,031	16,773	21,567	742	(680)	(170)	(1,517)	19,942	6GCE81	PFBURS	(742)	(186)
6TC062	Sally Boland Memorial Schol	14,072	14,072	20,074	-	(663)	(166)	(1,337)	17,908	6GCE83	PFBURS	(690)	(172)
6TC063	John L Daly Scholarship Fund	22,452	22,952	31,500	500	(1,040)	(260)	(2,152)	28,548	6GCE94	PFBURS	(1,100)	(275)
6TC064	Harold E Hyde Endowed Schol	65,255	65,255	97,366	-	(2,953)	(738)	(6,510)	87,165	6GCE88	PFBURS	(3,356)	(839)
6TC065	C E Brown-Applied Comp Sci Sch	86,040	90,040	113,978	4,000	(3,661)	(915)	(8,077)	105,326	6GCE86	PFBURS	(3,990)	(997)
6TC066	John K Walsh Scholarship Fund	17,196	17,196	26,018	-	(859)	(215)	(1,733)	23,210	6GCE93	PFBURS	(894)	(223)
6TC067	Collins Challenge Endowment	13,977	13,977	21,810	-	(720)	(180)	(1,453)	19,456	6GCE85	PFBURS	(749)	(187)
6TC068	William S Belvin Endow Schol	30,442	49,942	49,267	19,500	(1,627)	(407)	(5,717)	61,016	6GCE91	PFBURS	(1,692)	(423)
6TC071	Class of 1952 Gifts	135,483	135,633	193,770	150	(6,397)	(1,599)	(12,926)	172,998	6GCE97	PFBURS	(6,662)	(1,666)
6TC072	Grappone Granite State Scholars	54,251	54,251	94,521	-	(3,122)	(781)	(6,297)	84,321	6GCE98	PFBURS	(3,247)	(812)
6TC073	Elaine Gail Vaillant Brown Schl-End	86,636	90,636	116,853	4,000	(3,756)	(939)	(8,268)	107,890	6GCE01	PFBURS	(4,089)	(1,022)
6TC074	Morgridge Family Internship Fund	50,000	50,000	89,592	-	(2,959)	(740)	(5,969)	79,924	6GCE03	PFBURS	(3,078)	(769)
6TC075	Barbara Willey '37 Endowment Fund	112,500	112,500	197,471	-	(6,522)	(1,631)	(13,156)	176,162	6GCE99	PFBURS	(6,784)	(1,696)
6TC076	N Hopkins '37 & M Hopkins '37 Scho	20,842	20,842	26,947	-	(890)	(223)	(1,795)	24,039	6GCE04	PFBURS	(926)	(231)
6TC078	Larry K & Dawn Ray Haynes Schol Fun	26,600	26,600	38,906	-	(1,271)	(318)	(2,593)	34,724	6GCE05	PFBURS	(1,337)	(334)
6TC079	Class of 1962 Scholarship Endowment	56,621	58,221	77,608	1,600	(2,526)	(631)	(5,340)	70,711	6GCE02	PFBURS	(2,668)	(667)
6TC080	Raise the Curtain Endowment Fund	36,653	36,653	50,292	-	(1,658)	(414)	(3,351)	44,869	6GCE07	PAETC1	(1,728)	(432)
6TC081	Barry M Ross '73 Scholarship Fund	33,546	33,546	64,492	-	(2,130)	(533)	(4,297)	57,533	6GCE08	PFBURS	(2,216)	(554)
6TC082	Class of 1951 Endowment	11,587	11,587	16,317	-	(539)	(135)	(1,087)	14,556	6GCE09	PFBURS	(561)	(140)
6TC084	Doris Dean Palmer '30 Endowed Schol	14,350	14,350	20,864	-	(689)	(172)	(1,390)	18,612	6GCE11	PFBURS	(717)	(179)
6TC085	Switzer Fund History Prize Endowmen	30,492	30,492	42,788	-	(1,413)	(353)	(2,851)	38,171	6GCE13	PFBURS	(1,470)	(367)
6TC086	Student Affairs Scholarship Endowmt	16,232	16,232	22,186	-	(733)	(183)	(1,478)	19,792	6GCE14	PFBURS	(762)	(191)
6TC087	Harold C & Martha Zehr Endowment	20,915	21,785	27,662	870	(896)	(224)	(1,942)	25,470	6GCE12	PFBURS	(964)	(241)
6TC088	Graduate Research Fund Endowment	17,268	17,268	23,360	-	(772)	(193)	(1,556)	20,839	6GCE06	PFBURS	(802)	(201)
6TC089	Jane E. Babin Scholarship Fund	19,409	19,409	26,466	-	(874)	(219)	(1,763)	23,610	6GCE15	PFBURS	(909)	(227)
6TC090	Trevorrow Fund for Library Interns	85,784	85,934	113,845	150	(3,748)	(937)	(7,606)	101,704	6GCE16	PFBURS	(3,913)	(978)
6TC091	Heritage Society Endowment	54,358	54,358	69,272	-	(2,288)	(572)	(4,615)	61,797	6GCE17	PFBURS	(2,380)	(595)
6TC092	Morgridge Opportunity Scholarship	997,209	997,209	1,234,762	-	(40,784)	(10,196)	(82,264)	1,101,518	6GCE18	PFBURS	(42,418)	(10,604)
6TC093	Operating Staff Endowed Scholarship	50,274	51,384	69,651	1,110	(2,278)	(570)	(4,744)	63,169	6GCE19	PFBURS	(2,399)	(600)
6TC094	Merilee Phillips Accounting Endowme	10,000	10,000	11,979	-	(396)	(99)	(798)	10,686	6GCE20	PFBURS	(412)	(103)
6TC095	Donald P. Wharton Endowment	42,320	42,320	54,289	-	(1,793)	(448)	(3,617)	48,430	6GCE21	PAAAF1	(1,865)	(466)
6TC096	Michelle Morse Mem Schol Endowmnt	37,394	37,494	50,437	100	(1,663)	(416)	(3,371)	45,087	6GCE1A	PFBURS	(1,733)	(433)
6TC098	Hanaway Endowmnt for the Perf Arts	100,000	100,000	122,995	-	(4,062)	(1,016)	(8,194)	109,722	6GCE1D	PBCAR1	(4,225)	(1,056)
6TC099	Mehmet Canlar Endowed Schol	6,055	6,055	9,389	-	(310)	(78)	(626)	8,375	6GCE87	PFBURS	(323)	(81)
6TC100	Eastman-PMK/TKE Schol Endmt	32,305	35,245	40,132	2,940	(1,322)	(330)	(2,824)	38,595	6GCE1X	PFBURS	(1,379)	(345)
6TC101	Ruth Birch Marzec '48 Schl End	341,705	341,705	409,143	-	(13,514)	(3,378)	(27,259)	364,992	6GCE1G	PFBURS	(14,055)	(3,514)
6TC102	James W Tethers Endowed Schol	16,415	16,415	19,431	-	(642)	(160)	(1,295)	17,334	6GCE1J	PFBURS	(668)	(167)
6TC103	J Philip & Eva M Duguay Schol	15,850	15,850	19,259	-	(636)	(159)	(1,283)	17,181	6GCE1K	PFBURS	(662)	(165)
6TC104	Stevens-Bristow Professorship	97,796	97,796	124,753	-	(4,121)	(1,030)	(8,311)	111,290	6GCE1M	PAAAF1	(4,286)	(1,071)

UNIVERSITY SYSTEM OF NEW HAMPSHIRE
DETAIL STATEMENT OF CHANGES IN ENDOWMENT AND SIMILAR FUNDS
WITH ADDITIONAL INFORMATION ON INTEREST DISTRIBUTION
FOR THE YEAR ENDED JUNE 30, 2022

FUND	FUND NAME	BOOK VALUE 6/30/2021	BOOK VALUE 6/30/2022	MARKET VALUE 6/30/2021	NET ADDITIONS PRIMARILY GIFTS	FY22 DISTRIBUTION PURPOSE	FY22 DISTRIBUTION MGMT FEE	FY22 MARKET APPRECIATION	MARKET VALUE 6/30/2022	PAYOUT (for FY22) FUND	PAYOUT (for FY22) ORG	FY23 DISTRIBUTION PURPOSE	FY23 DISTRIBUTION MGMT FEE
6TC105	Imagine A Way Schol Endowment	51,921	51,921	65,212	-	(2,154)	(538)	(4,345)	58,175	6GCE1N	PFBURS	(2,240)	(560)
6TC106	Wixson Endowed Prof of Math	59,250	59,250	66,628	-	(2,201)	(550)	(4,439)	59,438	6GCE1P	PA3XD1	(2,289)	(572)
6TC107	Eugene & Joan Savage Edu Award	68,155	68,955	85,913	800	(2,838)	(709)	(5,836)	77,331	6GCE1Q	PFBURS	(2,953)	(738)
6TC108	Patricia Stips Lamson Library End	91,878	91,878	107,870	-	(3,563)	(891)	(7,187)	96,230	6GCE1R	PALIB1	(3,706)	(926)
6TC109	Patricia Stips Scholarship Endowmnt	182,756	182,756	214,609	-	(7,088)	(1,772)	(14,298)	191,451	6GCE1S	PFBURS	(7,372)	(1,843)
6TC110	Forrest M & Opal M Steen Schol	15,770	15,770	19,116	-	(631)	(158)	(1,274)	17,053	6GCE1L	PFBURS	(657)	(164)
6TC111	B Dearborn Endowed Art Schol	29,903	30,603	42,332	700	-	(346)	(4,278)	38,408	6GCE1E	PFBURS	-	(379)
6TC112	PSU PAT Scholarship Endowment	51,157	57,098	68,185	5,941	(2,249)	(562)	(5,273)	66,042	6GCE1T	PFBURS	(2,545)	(636)
6TC115	Gary K Richey Endowed Schol	12,569	12,719	15,201	150	(502)	(126)	(1,031)	13,693	6GCE1Y	PFBURS	(527)	(132)
6TC116	George & Helen Koehler Endowed Fund	26,250	26,250	37,600	-	(1,242)	(310)	(2,505)	33,543	6GCE2A	PFBURS	(1,292)	(323)
6TC117	Janet Sanford Kelliher Endowed Schl	49,270	53,720	69,428	4,450	(2,285)	(571)	(5,001)	66,021	6GCE2B	PFBURS	(2,455)	(614)
6TC118	Kent Criminal Justice Spirit Award	10,350	10,350	15,481	-	(639)	-	(1,031)	13,810	6GCE1B	PFBURS	(665)	-
6TC119	Lovett fund for Ctr for the Envir	15,000	15,000	26,313	-	(869)	(217)	(1,753)	23,473	6GCE2E	PAAAF1	(904)	(226)
6TC120	Dennis Maslakowski Grad ed Schol	80,087	80,247	122,431	160	(4,032)	(1,008)	(8,176)	109,374	6GCE2D	PFBURS	(4,210)	(1,052)
6TC121	Mary Rita Hyde '62 Mem Schol	22,493	22,493	31,118	-	(765)	(191)	(2,096)	28,067	6GCE2F	PFBURS	(1,080)	(270)
6TC122	Meg Petersen Endowed Scholarship	29,000	29,000	45,135	-	(1,491)	(373)	(3,007)	40,264	6GCE2G	PFBURS	(1,551)	(388)
6TC123	Hage-Diversity & Intern'l Initiativ	40,072	40,192	55,895	120	(1,846)	(461)	(3,737)	49,971	6GCE2H	PAAAF1	(1,922)	(481)
6TC124	Trimpi Endwmnt-Perf Study Talent Gr	113,709	113,709	180,759	-	(5,970)	(1,493)	(12,043)	161,253	6GCE2J	PFBURS	(6,210)	(1,552)
6TC125	Matthew S Budrow '06 Mem End Schol	46,602	50,442	64,939	3,840	(2,044)	(511)	(4,616)	61,607	6GCE2K	PFBURS	(2,248)	(562)
6TC126	Small Business & Entreprenrshp Schl	175,000	175,000	232,648	-	(7,684)	(1,921)	(15,500)	207,543	6GCE2P	PFBURS	(7,992)	(1,998)
6TC127	Helen Abbott '39 Prfshp Envir Stud	149,000	169,000	203,733	20,000	(6,729)	(1,682)	(16,472)	198,849	6GCE2R	PAAAF1	(7,676)	(1,919)
6TC128	Norman '37 & Cecile Demers	50,000	50,000	74,571	-	(2,463)	(616)	(4,968)	66,524	6GCE2U	PFBURS	(2,562)	(640)
6TC129	Supporting Our Stdnts Faculty Schol	57,405	63,710	78,508	6,305	(2,517)	(629)	(5,821)	75,846	6GCE2N	PFBURS	(2,758)	(690)
6TC130	Pamel Marrapese-Keep NH LakesClear	37,905	38,905	51,163	1,000	(1,620)	(405)	(3,463)	46,675	6GCE2S	PFBURS	(1,761)	(440)
6TC131	Sharon R. Parish Mem Schol	50,000	50,000	74,560	-	(2,463)	(616)	(4,967)	66,515	6GCE2W	PFBURS	(2,561)	(640)
6TC132	Bernier Athletic Training Scholrshp	22,276	23,066	32,125	789	-	(261)	(3,253)	29,400	6GCE2X	PFBURS	(1,145)	(286)
6TC133	Schlesinger Mem Schol in Poli Sci	39,521	40,521	57,012	1,000	(1,807)	(452)	(3,947)	51,807	6GCE2V	PFBURS	(1,962)	(490)
6TC134	Mark E. Bates '75 Meml Schol	173,907	225,067	235,549	51,160	(7,780)	(1,945)	(23,029)	253,955	6GCE3B	PFBURS	(9,825)	(2,456)
6TC135	McCabe Leadership Scholarship Fund	21,550	21,550	32,427	-	(1,071)	(268)	(2,160)	28,928	6GCE1Z	PFBURS	(1,114)	(278)
6TC136	Robert & Margot Swift Endowed Schol	70,340	74,440	91,900	4,100	(2,835)	(709)	(6,590)	85,866	6GCE2Z	PFBURS	(3,186)	(796)
6TC137	Wiggett Family Student Support Endw	10,000	10,000	14,252	-	(471)	(118)	(950)	12,714	6GCE2C	PFBURS	(490)	(122)
6TC138	Estes German Study Abroad Schol	27,000	27,000	36,032	-	(1,190)	(298)	(2,401)	32,144	6GCE3C	PFBURS	(1,238)	(309)
6TC139	Carleton Parish Social Science Sch	26,050	26,050	31,684	-	(1,047)	(262)	(2,111)	28,265	6GCE3L	PFBURS	(1,088)	(272)
6TC140	UNIQUE Endow Alloc Plan - PSU	11,454,552	13,024,565	15,568,734	1,570,013	(566,640)	-	(1,217,740)	15,354,368	6GCE1C	PFBURS	(671,683)	-
6TC141	Estes Endowed Mathematics Schol	50,000	53,105	64,462	3,105	(2,129)	(532)	(4,474)	60,431	6GCE3N	PFBURS	(2,214)	(554)
6TC142	Burton '62 Public Service Schol	44,803	46,548	58,752	1,745	(1,941)	(485)	(4,150)	53,921	6GCE3D	PFBURS	(2,078)	(520)
6TC143	Thurston-Cheney Performing Arts	29,486	29,486	38,529	-	(1,273)	(318)	(2,567)	34,372	6GCE2M	PA1AT1	(1,324)	(331)
6TC144	Reverend Sidney Lovett Scholarship	120,000	130,605	159,115	10,605	(5,256)	(1,314)	(11,957)	151,194	6GCE3O	PFBURS	(5,828)	(1,457)
6TC145	Louis McCormack Endowed Fund	11,450	11,450	15,775	-	(517)	(129)	(1,051)	14,077	6GCE3R	PA4HH1	(542)	(136)
6TC146	Jonathan & Cornelia Hall Endow Schl	92,500	92,500	125,826	-	(4,156)	(1,039)	(8,383)	112,248	6GCE3S	PFBURS	(4,323)	(1,081)
6TC147	CGSB Award Endowment Fund	94,115	94,115	123,439	-	(3,574)	(893)	(8,268)	110,705	6GCE3T	PFBURS	(4,262)	(1,066)
6TC148	Kathleen Arecchi Memorial Scholar	25,035	35,035	36,425	10,000	-	(301)	(4,849)	41,275	6GCE3V	PFBURS	-	(410)
6TC149	Kelsey North Country Scholars Endow	283,333	283,333	372,475	-	(12,303)	(3,076)	(24,816)	332,281	6GCE3X	PFBURS	(12,796)	(3,199)
6TC150	The Fischler Family Scholars Endowm	28,825	28,825	38,103	-	(1,259)	(315)	(2,539)	33,991	6GCE3Y	PFBURS	(1,309)	(327)
6TC151	Holmes-Pattee-Haggart Family Schola	705,019	705,019	928,655	-	(30,673)	(7,668)	(61,870)	828,443	6GCE4D	PFBURS	(31,902)	(7,976)
6TC153	Marjorie Stokes Environ Scholarship	10,080	10,080	14,202	-	-	(117)	(1,415)	12,669	6GCE2L	PFBURS	-	(126)
6TC154	Holmes-Pattee-Haggart Family Endowm	705,019	705,019	928,654	-	(30,673)	(7,668)	(61,870)	828,442	6GCE4E	PAAAF1	(31,902)	(7,976)
6TC155	The McLane Family Fellowship	207,337	207,337	273,980	-	(9,049)	(2,262)	(18,254)	244,414	6GCE4F	PAARMU	(9,412)	(2,353)
6TC156	Ellen Morin '52 Endowment	13,606	13,606	19,108	-	(631)	(158)	(1,273)	17,046	6GCESM	PFBURS	(656)	(164)
6TC157	Madeline Plant Endow Nurshing Schola	28,470	29,670	36,431	1,200	(1,137)	(284)	(2,545)	33,664	6GCE3H	PFBURS	(1,275)	(319)
6TC159	Henry & Ethel Vittum Scholarship	48,450	48,450	59,202	-	(1,955)	(489)	(3,944)	52,813	6GCE4J	PFBURS	(2,034)	(508)
6TC162	Joseph & Gail White Graduate Fellow	148,069	148,069	179,221	-	(5,920)	(1,480)	(11,940)	159,882	6GCE4L	PAAAF1	(6,157)	(1,539)
6TC163	The Bonnie & Charles Still Scholars	30,000	30,000	36,947	-	(1,220)	(305)	(2,462)	32,960	6GC919	PFBURS	(1,269)	(317)
6TC164	Zachary Frank Memorial Endowed Scho	26,000	26,000	32,540	-	(1,075)	(269)	(2,168)	29,029	6GCEZF	PFBURS	(1,118)	(279)
6TC165	Gary & Elizabeth End Schlrshp	40,000	40,000	48,938	-	(1,616)	(404)	(3,260)	43,657	6GCE4H	PFBURS	(1,681)	(420)
6TC166	Steve Vaillancourt Endowed Fund	5,999	5,999	7,710	-	(255)	(64)	(514)	6,878	6GCESV	PFBURS	(265)	(66)
6TC167	Joseph McCaffrey Endowed Fund	25,000	25,000	32,340	-	(1,068)	(267)	(2,155)	28,850	6GCE4M	PFBURS	(1,111)	(278)
6TC168	Bette De Rocher '61 Endowed Fund	10,000	10,000	12,444	-	(411)	(103)	(829)	11,101	6GCE4N	PFBURS	(427)	(107)
6TC169	David & Martha Talbot Endowed Schol	44,440	44,665	52,199	225	(1,717)	(429)	(3,510)	46,767	6GCE4S	PFBURS	(1,794)	(448)
6TC170	Ryan Chadwick Endowed Scholarship	25,000	25,000	29,316	-	(968)	(242)	(1,953)	26,152	6GCE3Q	PFBURS	(1,007)	(252)
6TC171	Nancy & Thomas Gravina Endowed Scho	43,250	61,500	51,041	18,250	(1,686)	(421)	(5,646)	61,538	6GCE4T	PFBURS	(2,381)	(595)
6TC172	Mary E Campbell '91 Schl Endowment	28,720	28,720	33,884	-	(1,118)	(280)	(2,258)	30,228	6GCE2Q	PFBURS	(1,164)	(291)
6TC173	Dr Millard Thomson Endow Piano Fund	25,000	25,000	29,497	-	(974)	(244)	(1,965)	26,314	6GCEML	PA1AT1	(1,013)	(253)
6TC174	Womens Circle of Giving Endowed Sch	32,737	41,673	37,899	8,936	(1,038)	(260)	(3,391)	42,146	6GCWCG	PFBURS	(1,332)	(333)
6TC175	Colin Graham Schol Endowed Fund	25,000	25,000	25,112	-	-	-	(1,745)	23,367	6GCE3P	PFBURS	(898)	(225)
6TC176	ECheney Studio Theatre Endowed Fund	29,737	32,263	29,996	2,526	-	-	(2,361)	30,161	6GCCST	PBCAR1	(1,117)	(279)
6TC177	Craig Souza Endowed Professorship	50,000	50,000	50,436	-	-	-	(3,505)	46,931	6GCE4W	PAAAF1	(1,804)	(451)
6TC178	Jay Moskowitz Endow Art Music Schol	25,541	25,791	25,541	250	-	-	(1,801)	23,989	6GCE4U	PFBURS	(922)	(231)

UNIVERSITY SYSTEM OF NEW HAMPSHIRE
DETAIL STATEMENT OF CHANGES IN ENDOWMENT AND SIMILAR FUNDS
WITH ADDITIONAL INFORMATION ON INTEREST DISTRIBUTION
FOR THE YEAR ENDED JUNE 30, 2022

FUND	FUND NAME	BOOK VALUE 6/30/2021	BOOK VALUE 6/30/2022	MARKET VALUE 6/30/2021	NET ADDITIONS PRIMARILY GIFTS	FY22 DISTRIBUTION PURPOSE	FY22 DISTRIBUTION MGMT FEE	FY22 MARKET APPRECIATION	MARKET VALUE 6/30/2022	PAYOUT (for FY22) FUND	PAYOUT (for FY22) ORG	FY23 DISTRIBUTION PURPOSE	FY23 DISTRIBUTION MGMT FEE
6TC179	FPS Kappa Delta Phi Endowed Schol	29,988	35,463	30,249	5,475	-	-	(2,733)	32,991	6GCSKD	PFBURS	(1,099)	(275)
6TC180	Garnsey Family Endowed Scholarship	25,000	25,000	25,218	-	-	-	(1,752)	23,465	6GCE4X	PFBURS	(902)	(225)
6TC181	Class of '63 Panther Scholarship	25,000	25,550	25,000	550	-	-	(1,797)	23,753	6GC963	PFBURS	(896)	(224)
6TC182	Diehl Memorial Endowed Scholarship	35,011	35,555	35,316	544	-	-	(2,520)	33,340	6GCE4Y	PFBURS	(1,275)	(319)
6TC183	PSC Nursing Scholarship	-	25,030	-	25,030	-	-	(3,052)	21,978	6GCE3G	PFBURS	(871)	(218)
6TC185	Wallace and Meredith Stevens Scholarship	-	44,562	-	44,562	-	-	(5,000)	39,562	6GCE5B	PFBURS	(1,292)	(323)
6TC186	Worthen Vascak Endowed Scholarship	-	25,000	-	25,000	-	-	(3,076)	21,924	6GCE4B	PFBURS	(860)	(215)
6TC187	Wisinski Family Endowed Scholarship	-	25,300	-	25,300	-	-	(3,108)	22,192	6GTWIS	PCADV1	(860)	(215)
6TC188	Dearborn & Ma Endowed Scholarship	-	25,000	-	25,000	-	-	(3,550)	21,450	6GCE2Y	PCADV1	(858)	(214)
	TOTAL PLYMOUTH STATE UNIVERSITY	21,825,856	23,752,500	30,420,973	1,926,643	(1,038,644)	(119,875)	(2,259,855)	28,929,244			(1,186,332)	(129,977)
	KEENE STATE COLLEGE												
5TD001	Class of 1939 International Ed	46,571	46,571	96,620	-	-	(798)	(6,775)	89,047	5GE217	KDAFAC	(1,115)	(857)
5TD002	Paul J. Holloway	48,882	48,882	104,793	-	(3,461)	(865)	(6,982)	93,485	5GE216	KDAFAC	(3,600)	(900)
5TD003	Leslie S Hubbard Scholarship	86,775	86,775	219,846	-	(7,261)	(1,815)	(14,647)	196,122	5GE215	KDAFAC	(7,552)	(1,888)
5TD004	Winona Vincent Hubbard	2,255,362	2,255,362	3,319,536	-	(109,643)	(27,411)	(221,160)	2,961,323	5GE205	KDAFAC	(114,036)	(28,509)
5TD005	Charlotte Ketcham	21,857	21,857	46,001	-	(1,519)	(380)	(3,065)	41,037	5GE206	KDAFAC	(1,580)	(395)
5TD006	John Kontinos	11,028	11,028	28,024	-	(926)	(231)	(1,867)	25,000	5GE214	KDAFAC	(963)	(241)
5TD008	KSC - General Scholarship	293,042	303,852	469,624	10,810	(15,512)	(3,878)	(32,613)	428,432	5GE202	KDAFAC	(16,481)	(4,120)
5TD009	KSC - Owls Athletic	23,238	23,238	51,220	-	(1,692)	(423)	(3,412)	45,692	5GJ301	KJANCA	(1,760)	(440)
5TD010	KSC - Parents Assoc Scholarshi	52,406	52,406	87,234	-	(2,881)	(720)	(5,812)	77,821	5GE218	KDAFAC	(2,997)	(749)
5TD011	Primary Bank	32,558	32,558	78,854	-	(2,605)	(651)	(5,254)	70,345	5GE213	KDAFAC	(2,709)	(677)
5TD012	Filomena R. Raich	108,774	108,774	248,033	-	(8,192)	(2,048)	(16,525)	221,268	5GE220	KDAFAC	(8,496)	(2,130)
5TD013	Anna I. Rausch Scholar Fund	10,984	10,984	27,780	-	(918)	(229)	(1,851)	24,783	5GE219	KDAFAC	(954)	(239)
5TD014	Alfred & Elizabeth Thomas	12,761	12,761	30,114	-	(995)	(249)	(2,006)	26,864	5GE212	KDAFAC	(1,035)	(259)
5TD015	Travis-Grace Fund	14,881	14,881	42,585	-	(703)	(352)	(2,912)	38,619	5GE204	KDAFAC	(743)	(372)
5TD016	Van Rossum Fund	8,318	8,318	19,460	-	(643)	(161)	(1,297)	17,361	5GE203	KDAFAC	(669)	(167)
5TD017	Christine Young Chadwick Schol	11,767	11,867	27,986	100	(924)	(231)	(1,877)	25,054	5GE221	KDAFAC	(965)	(241)
5TD018	Jesse F Davis 37 Fund	23,760	23,760	42,412	-	(1,401)	(350)	(2,826)	37,835	5GE241	KDAFAC	(1,457)	(364)
5TD019	Lucille Plant Davis 38 Fund	22,974	22,974	42,429	-	(1,401)	(350)	(2,827)	37,851	5GE242	KDAFAC	(1,458)	(364)
5TD020	Clarke Dist Safety Studies End	11,251	11,251	16,840	-	(556)	(139)	(1,122)	15,023	5GE252	KDAFAC	(579)	(145)
5TD021	Marjorie Paulsen Hilton Sch-Cu	386,620	386,620	586,665	-	(19,377)	(4,844)	(39,086)	523,358	5GE267	KDAFAC	(20,154)	(5,038)
5TD022	Joseph Grilli Scholarship Endo	30,878	30,878	47,361	-	(1,564)	(391)	(3,155)	42,250	5GE263	KDAFAC	(1,627)	(407)
5TD023	Mary/Erik Hamilton Schol Endow	40,897	40,897	61,375	-	(2,027)	(507)	(4,089)	54,752	5GE266	KDAFAC	(2,108)	(527)
5TD024	Granite State Scholars Schol Endow	61,051	61,051	95,457	-	(3,153)	(788)	(6,360)	85,156	5GD003	KEDADV	(3,279)	(820)
5TD025	Ruth Burnham Paige '45 Education Sc	51,063	51,063	91,682	-	(3,028)	(757)	(6,108)	81,789	5GD001	KDAFAC	(3,150)	(787)
5TD026	Music Dept Endowed Scholarship	36,912	41,942	54,540	5,030	(1,801)	(450)	(4,253)	53,066	5GD002	KDAFAC	(2,047)	(512)
5TD027	Menard, Kendall & Carlene Schol End	25,396	25,396	39,134	-	(1,293)	(323)	(2,607)	34,911	5GD004	KDAFAC	(1,344)	(336)
5TD028	Morgan, Deb Mem Scholarship Endowmt	52,053	54,053	76,383	2,000	(2,490)	(622)	(5,283)	69,988	5GD007	KDAFAC	(2,660)	(665)
5TD029	Waltz Memorial Award Endowment	28,339	29,139	40,231	800	(1,311)	(328)	(2,795)	36,596	5GD037	KDAFAC	(1,383)	(346)
5TD031	Nutrition, Comm Serv Scholar - Endo	27,746	27,746	41,251	-	(1,362)	(341)	(2,748)	36,799	5GD009	KDAFAC	(1,417)	(354)
5TD032	Anita R Nestor Nutrition Schol-Endo	25,225	25,225	39,841	-	(1,316)	(329)	(2,654)	35,542	5GD010	KDAFAC	(1,369)	(342)
5TD033	Dr. Y Scholarship Endowment	35,531	35,531	52,130	-	(1,722)	(430)	(3,473)	46,504	5GD013	KDAFAC	(1,791)	(448)
5TD034	Matt Paul RA Mem'l Endow Awd	15,695	15,745	23,189	50	(766)	(191)	(1,552)	20,729	5GD014	KDAFAC	(797)	(199)
5TD035	Sandra Ellison Mem'l Schol-Endow	289,665	289,765	397,435	100	(13,126)	(3,282)	(26,493)	354,634	5GD017	KDAFAC	(13,653)	(3,413)
5TD038	Eder Creative Writing Scholarship E	136,824	136,824	186,165	-	(6,149)	(1,537)	(12,403)	166,076	5GD031	KDAFAC	(6,395)	(1,599)
5TD039	Yarosewick Family Education Award E	15,000	25,000	15,131	10,000	-	-	(2,271)	22,860	5GD022	KDAFAC	(889)	(222)
5TD040	Bureau Education Scholarship Endowm	50,050	50,050	68,935	-	(2,277)	(569)	(4,593)	61,496	5GD030	KDAFAC	(2,368)	(592)
5TD041	Chesire Kennel Club Vet Award Endo	20,000	20,000	34,890	-	(1,152)	(288)	(2,325)	31,125	5GD040	KDAFAC	(1,199)	(300)
5TD042	Cornelius R Lyle II	40,000	40,000	65,205	-	(2,154)	(538)	(4,344)	58,169	5GD035	KDAFAC	(2,240)	(560)
5TD043	Operating Staff Dependents Schlrshp	35,515	35,600	57,506	86	(1,252)	(474)	(3,909)	51,957	5GD036	KDAFAC	(1,749)	(500)
5TD044	Tyler Smith Memorial Schlrshp-Endow	31,734	35,009	43,643	3,275	(1,001)	(354)	(3,310)	42,253	5GD046	KDAFAC	(1,000)	(408)
5TD045	Class of 1961 Endowed Scholarship	86,504	93,509	119,181	7,005	(3,001)	(960)	(8,756)	113,470	5GD047	KDAFAC	(3,500)	(1,039)
5TD046	Mary Yelda Music Schlrshp-Endowment	20,300	20,300	30,584	-	(1,010)	(253)	(2,038)	27,284	5GD049	KDAFAC	(1,051)	(263)
5TD047	John Waterhouse Schol-endow	206,188	206,188	309,399	-	(10,219)	(2,555)	(20,613)	276,011	5GD050	KDAFAC	(10,629)	(2,657)
5TD048	Barbara & Richard Peterson Schlrshp	52,261	52,261	73,311	-	(2,421)	(605)	(4,884)	65,400	5GD054	KDAFAC	(2,518)	(630)
5TD049	Adams, William Geography End Schol	20,000	20,200	26,453	200	(874)	(218)	(1,787)	23,773	5GD056	KDAFAC	(909)	(227)
5TD050	Class of 1963 Teacher Ed Schl End	50,044	54,469	66,823	4,425	(2,088)	(522)	(5,013)	63,625	5GD057	KDAFAC	(2,354)	(588)
5TD051	UNIQUE Endowment Alloc Plan-KSC	10,384,379	11,581,514	14,341,667	1,197,135	(523,575)	-	(1,093,849)	13,921,378	5GD020	KDAFAC	(613,455)	-
5TD052	Sherry Bovient Endowed Schl. Fund	18,920	19,100	27,253	180	(897)	(224)	(1,836)	24,475	5GD062	KDAFAC	(939)	(235)
5TD053	Rene Lachapelle Schl Payout	30,200	30,225	43,874	25	(1,448)	(362)	(2,927)	39,162	5GD063	KDAFAC	(1,507)	(377)
5TD054	Foster Schl Occupational H & S	21,500	21,500	29,489	-	(974)	(244)	(1,965)	26,307	5GD072	KDAFAC	(1,013)	(253)
5TD055	Kay Maclean Memorial Schl Endowment	21,390	21,390	29,708	-	(981)	(245)	(1,979)	26,502	5GD075	KDAFAC	(1,021)	(255)
5TD056	White Mountain Scholars Program End	1,000,000	1,000,000	1,319,915	-	(43,596)	(10,899)	(87,938)	1,177,482	5GD077	KDAFAC	-	(11,336)
5TD057	Never Too Late Scholarship Endow	25,000	25,000	32,139	-	(1,000)	(265)	(2,203)	28,671	5GD078	KDAFAC	(1,106)	(277)
5TD058	Arline and Robert Wurstner End. Sch	38,025	38,025	51,073	-	(1,687)	(422)	(3,403)	45,562	5GD084	KDAFAC	(1,755)	(439)

UNIVERSITY SYSTEM OF NEW HAMPSHIRE
DETAIL STATEMENT OF CHANGES IN ENDOWMENT AND SIMILAR FUNDS
WITH ADDITIONAL INFORMATION ON INTEREST DISTRIBUTION
FOR THE YEAR ENDED JUNE 30, 2022

FUND	FUND NAME	BOOK VALUE 6/30/2021	BOOK VALUE 6/30/2022	MARKET VALUE 6/30/2021	NET ADDITIONS PRIMARILY GIFTS	FY22 DISTRIBUTION PURPOSE	FY22 DISTRIBUTION MGMT FEE	FY22 MARKET APPRECIATION	MARKET VALUE 6/30/2022	PAYOUT (for FY22) FUND	PAYOUT (for FY22) ORG	FY23 DISTRIBUTION PURPOSE	FY23 DISTRIBUTION MGMT FEE
5TE001	Ann C. Peters	10,421	10,421	24,915	-	(617)	(206)	(1,866)	22,226	5GE102	KEAPRE	(647)	(216)
5TE003	Aubrey & Satako Thomas Jr Scho	12,477	12,477	27,045	-	(893)	(223)	(1,802)	24,126	5GE240	KEDADV	(929)	(232)
5TE004	KSC - Faculty & Program Endowm	30,804	30,804	76,191	-	(2,517)	(629)	(5,076)	67,969	5GE201	KEDADV	(2,617)	(654)
5TE005	KSC - Volunteer Scholarship	10,667	10,667	24,903	-	(823)	(206)	(1,659)	22,216	5GE207	KEDADV	(447)	(214)
5TE007	Hollis B Robbins Mem Endow	21,164	21,664	39,093	500	(1,291)	(323)	(2,677)	35,302	5GE260	KEDADV	(1,360)	(340)
5TE008	Alta Townes Mem Dance Endow	37,594	37,894	55,035	300	(1,805)	(451)	(3,709)	49,370	5GE247	KEDADV	(71)	(473)
5TE009	Cfnh Safety Studies Ldsp Award	10,735	10,735	16,538	-	(546)	(137)	(1,102)	14,753	5GE251	KEDADV	(568)	(142)
5TE010	Hildebrandt Holocaust Award	28,864	28,864	50,268	-	(1,660)	(415)	(3,349)	44,844	5GE261	KEDADV	-	(432)
5TE011	Jh Grilli Apt Memorial Fund	17,015	17,015	29,029	-	(959)	(240)	(1,934)	25,896	5GE259	KEDADV	(997)	(249)
5TE012	Resident Assisstant Award Endo	18,701	18,701	28,682	-	(947)	(237)	(1,911)	25,587	5GE256	KEDADV	(985)	(246)
5TE013	Kalich Family Nutrition Endow	13,240	14,440	20,372	1,200	(605)	(151)	(1,537)	19,280	5GE264	KEDADV	(743)	(186)
5TE014	D Hickey-D Andrews Fund	14,886	15,886	23,780	1,000	(785)	(196)	(1,707)	22,091	5GE254	KEDADV	(851)	(213)
5TE015	Peerless Math Endowed Award	20,000	20,000	30,533	-	(1,008)	(252)	(2,034)	27,238	5GE268	KEDADV	(1,049)	(262)
5TE016	Danny Paul Hunter Mem Sch End	20,460	20,460	34,185	-	(1,129)	(282)	(2,278)	30,496	5GE262	KEDADV	(1,174)	(294)
5TE019	Ewing World Affairs Endowment	120,000	120,000	215,264	-	(7,110)	(1,778)	(14,342)	192,035	5GA107	KAAADM	(7,395)	(1,849)
5TE020	Roos Art Lecture Endowment	100,762	100,762	155,131	-	-	(1,281)	(15,459)	138,391	5GH126	KHBART	(5,504)	(1,376)
5TE021	Putnam Chair for Chemistry Endowmnt	2,048,556	2,048,556	3,506,822	-	(115,829)	(28,957)	(233,637)	3,128,399	5GS124	KSCCSC	(120,470)	(30,117)
5TE022	Dr Bartlett Swett V & P Art End Scho	477,638	477,668	627,250	30	(20,718)	(5,179)	(41,793)	559,589	5GE324	KDAFAC	(21,549)	(5,387)
5TE023	AIANH Kahn Adv for Architecture	21,000	21,000	22,687	-	-	-	(1,577)	21,111	5GP138	KPDTDS	(811)	(203)
5TG001	Stephanie & Joseph Baute Sch	162,143	162,493	250,960	350	(8,289)	(2,072)	(16,770)	224,179	5GE250	KGAEND	(8,625)	(2,156)
5TG002	Safety Studies Program-Endow	13,883	13,883	21,263	-	(702)	(176)	(1,417)	18,968	5GP120	KGAEND	(730)	(183)
5TG003	Class 90-91 Lessard Mem Sch-c	19,003	19,103	28,908	100	(955)	(239)	(1,938)	25,876	5GD026	KDAFAC	(997)	(249)
5TG004	Class of 54 Educ Schol Endow	29,009	30,509	44,466	1,500	(1,469)	(367)	(3,175)	40,955	5GD011	KDAFAC	(1,528)	(382)
5TG005	Thorne/art Dept Fellow Endow	69,418	69,418	106,529	-	-	(880)	(10,616)	95,033	5GH127	KHAADM	-	(945)
5TG006	Cohen Center for Holocaust Studies	863,438	866,138	1,425,932	2,700	(47,025)	(11,756)	(95,291)	1,274,559	5GL110	KHSCCH	(49,024)	(12,256)
5TH002	KSC Film Program Endowment-Cur	25,731	25,731	37,865	-	-	(313)	(3,773)	33,779	5GH108	KHMFMS	(1,344)	(336)
5TH003	KSC - Arts Endowment	49,944	50,044	118,080	100	(3,897)	(974)	(7,880)	105,430	5GH117	KHQRED	(4,060)	(1,015)
5TH004	Thorne Sagendorph Art Gallery	145,451	145,551	265,154	100	(5,000)	(2,189)	(21,431)	236,635	5GH120	KHRTHR	(5,483)	(2,309)
5TH005	Cohen Chair for Genocide Studies En	2,500,125	2,500,125	3,631,741	-	(119,955)	(29,989)	(241,960)	3,239,837	5GH132	KHSHGS	(124,761)	(31,190)
5TH006	Susan Herman Award H&G Aware - End	41,946	43,546	69,642	1,600	(2,294)	(574)	(4,839)	63,535	5GH133	KHSCCH	-	(612)
5TH007	Meiszner Cohen Center Endowment	24,710	25,710	37,252	1,000	(1,230)	(308)	(2,627)	34,087	5GH134	KHSCCH	(1,314)	(328)
5TL001	Holocaust Lecture Series	70,353	70,453	99,295	100	(3,280)	(820)	(6,628)	88,668	5GL103	KHSCCH	-	(854)
5TL002	Earle F Jenkins '27 Mem Book	27,244	27,244	62,431	-	(2,062)	(516)	(4,159)	55,694	5GL106	KLAMAS	(2,145)	(536)
5TP001	Jane & James Batts Prof St End	11,764	11,764	19,796	-	(654)	(163)	(1,319)	17,660	5GD090	KDAFAC	(680)	(170)
5TP002	Thomas J Crowley Endowed Award	10,857	10,857	21,588	-	(711)	(178)	(1,438)	19,260	5GP102	KPBESE	(742)	(185)
5TP003	Meiszner Early Sprouts Endowment	24,550	25,550	34,481	1,000	-	(285)	(3,581)	31,616	5GP131	KPCHSC	(1,257)	(314)
5TS001	Orang Asli Archive Endowment	44,574	44,724	64,958	150	-	(536)	(6,489)	58,083	5GS111	KSAACA	(2,307)	(577)
	TOTAL KEENE STATE COLLEGE	23,677,221	24,930,171	34,966,473	1,252,951	(1,180,090)	(169,876)	(2,492,612)	32,376,847			(1,256,689)	(177,690)
	GRANITE STATE COLLEGE												
7T0001	CLL Endow Collector	1,163	1,163	3,442	-	(114)	(28)	(229)	3,071	7G0001	CPREAV	(118)	(30)
7T0003	Osher/OLLI Endowment	1,950,000	1,950,000	2,365,097	-	(96,509)	-	(157,650)	2,110,937	7G0017	CGOLAD	(118,255)	-
7T0004	OSHER Reentry Scholarship Endowment	1,000,000	1,000,000	1,667,870	-	(68,058)	-	(111,175)	1,488,637	7G0018	CADMFA	(83,393)	-
7T0005	President's Opportunity Scholarship	69,550	69,550	96,794	-	(3,197)	(799)	(6,449)	86,349	7G0021	CADMFA	(3,325)	(831)
7T0006	UNIQUE Endowment Alloc Plan-GSC	4,649,816	5,375,947	6,301,055	726,131	(228,791)	-	(503,010)	6,295,385	7G0014	CADMFA	(273,771)	-
7T0007	Shaheen N. Michaels Scholarship	42,048	42,348	55,052	300	(1,818)	(455)	(3,710)	49,369	7G0022	CADMFA	(1,891)	(473)
7T0008	McDonnell Family Scholarship	4,950	4,950	6,359	-	(210)	(53)	(424)	5,673	7G0023	CADMFA	(218)	(55)
7T0009	Merrill Student Completion Schol	24,500	24,500	30,371	-	(1,003)	(251)	(2,023)	27,093	7G0024	CADMFA	(1,043)	(261)
	TOTAL GRANITE STATE COLLEGE	7,742,027	8,468,458	10,526,040	726,431	(399,700)	(1,586)	(784,670)	10,066,514			(482,014)	(1,650)
	TRUSTEES/CHANCELLOR'S OFFICE												
9TG001	Dr. J. Duane Squires	11,504	11,504	34,180	-	(1,129)	-	(2,297)	30,755	9G0003	YCFT92	(1,184)	-
	TOTAL TRUSTEES/CHANCELLOR'S OFFICE	11,504	11,504	34,180	-	(1,129)	-	(2,297)	30,755			(1,184)	-
TOTAL TRUE ENDOWMENTS-POOLED-RESTRICTED-CAMPUSES		126,179,705	135,242,009	200,103,641	9,062,305	(6,826,010)	(899,436)	(14,410,616)	187,029,887			(7,605,117)	(943,837)
TOTAL TRUE ENDOWMENTS-POOLED-CAMPUSES		**129,829,873**	**138,892,177**	**209,442,464**	**9,062,305**	**(7,134,468)**	**(976,549)**	**(15,032,801)**	**195,360,952**			**(7,925,935)**	**(1,024,043)**
TOTAL USNH POOLED ENDOWMENT FUNDS		**421,252,716**	**395,281,295**	**662,606,146**	**(40,713,648)**	**(24,005,647)**	**(1,493,507)**	**(39,559,474)**	**556,833,868**			**(23,326,037)**	**(1,469,254)**
LIFE INCOME AND ANNUITY FUNDS-POOLED-CAMPUSES													
	PLYMOUTH STATE UNIVERSITY												
6M0001	Bertha H. Fauver Charitable Gift Annuity	4,624	4,624	7,623	-	-	(63)	(760)	6,801	6GCEM1	PGGNER	-	(68)
6M0002	Wm. & Christy Belvin Char. Gift Annuity	21,289	21,289	31,224	-	-	(258)	(3,112)	27,854	6GCEM2	PGGNER	-	(277)
	TOTAL PLYMOUTH STATE UNIVERSITY	25,913	25,913	38,847	-	-	(321)	(3,872)	34,655			-	(345.00)

UNIVERSITY SYSTEM OF NEW HAMPSHIRE
DETAIL STATEMENT OF CHANGES IN ENDOWMENT AND SIMILAR FUNDS
WITH ADDITIONAL INFORMATION ON INTEREST DISTRIBUTION
FOR THE YEAR ENDED JUNE 30, 2022

FUND	FUND NAME	BOOK VALUE 6/30/2021	BOOK VALUE 6/30/2022	MARKET VALUE 6/30/2021	NET ADDITIONS PRIMARILY GIFTS	FY22 DISTRIBUTION PURPOSE	FY22 DISTRIBUTION MGMT FEE	FY22 MARKET APPRECIATION	MARKET VALUE 6/30/2022	PAYOUT (for FY22) FUND	PAYOUT (for FY22) ORG	FY23 DISTRIBUTION PURPOSE	FY23 DISTRIBUTION MGMT FEE
	KEENE STATE COLLEGE												
5M0005	Kalich Charitable Gift Annuity	41,245	38,461	59,393	(2,784)	(2,051)	(513)	(3,947)	50,098	5GE298	KEDADV	(2,037)	(509)
	TOTAL KEENE STATE COLLEGE	41,245	38,461	59,393	(2,784)	(2,051)	(513)	(3,947)	50,098			(2,037)	(509)
TOTAL LIFE INCOME AND ANNUITY FUNDS-POOLED-CAMPUSES		**67,158**	**64,374**	**98,240**	**(2,784)**	**(2,051)**	**(834)**	**(7,819)**	**84,753**			**(2,037)**	**(854)**
TOTAL USNH ENDOWMENT AND SIMILAR FUNDS-POOLED		**421,319,874**	**395,345,669**	**662,704,386**	**(40,716,432)**	**(24,007,698)**	**(1,494,341)**	**(39,567,293)**	**556,918,621**			**(23,328,074)**	**(1,470,108)**
FUNDS HELD IN TRUST BY THE STATE OF NH-CAMPUSES													
	UNIVERSITY OF NEW HAMPSHIRE												
1TU006	Benjamin Thompson Trust	978,980	978,980	2,805,659	-	(31,887)	-	(357,737)	2,416,035	1DG430	UGAADM		
	TOTAL UNIVERSITY OF NEW HAMPSHIRE	978,980	978,980	2,805,659	-	(31,887)	-	(357,737)	2,416,035			-	-
TOTAL FUNDS HELD IN TRUST BY THE STATE OF NH-CAMPUSES		**978,980**	**978,980**	**2,805,659**	**-**	**(31,887)**	**-**	**(357,737)**	**2,416,035**	**-**	**-**	**-**	**-**
FUNDS ADMINISTERED BY OTHERS-CAMPUSES													
	UNIVERSITY OF NEW HAMPSHIRE												
1TG008	John S. & Sara Elliott Fund	3,962,720	3,962,720	16,354,654	-	(863,865)	-	(2,092,449)	13,398,341	1DG420	UGPRES		
1TD020	Velma W. Scruton Fund	94,349	94,349	365,081	-	(13,051)	-	(64,012)	288,018	1GD012	UDCHEM		
1TU021	Raymond & Anna Tuttle Fund	-	1,066,831	-	-	(61,403)	-	(144,922)	860,506	1GB097			
1TX001	Marine Docent Endowment Fund	139,542	139,542	199,347	-	-	(1,538)	(24,032)	173,777	1GX003	URRMAP	(6,864)	(1,716)
	TOTAL UNIVERSITY OF NEW HAMPSHIRE	4,196,611	5,263,442	16,919,082	-	(938,319)	(1,538)	(2,325,415)	14,720,642			(6,864)	(1,716)
TOTAL FUNDS ADMINISTERED BY OTHERS		**5,175,591**	**6,242,422**	**19,724,741**	**-**	**(970,206)**	**(1,538)**	**(2,683,152)**	**17,136,677**			**(6,864)**	**(1,716)**
TOTAL USNH ENDOWMENT AND SIMILAR FUNDS		**426,495,465**	**401,588,091**	**682,429,127**	**(40,716,432)**	**(24,977,904)**	**(1,495,879)**	**(42,250,445)**	**574,055,298**			**(23,334,938)**	**(1,471,824)**

UNIVERSITY OF NEW HAMPSHIRE FOUNDATION, INC.
DETAILED STATEMENT OF CHANGES IN ENDOWMENT AND SIMILAR FUNDS
WITH ADDITIONAL INFORMATION ON DISTRIBUTIONS
FOR THE YEAR ENDED JUNE 30, 2022

FUND	FUND NAME	MARKET VALUE 6/30/2021	NET ADDITIONS GIFTS & TRANSFERS	FY22 DISTRIBUTION PURPOSE	FY22 DISTRIBUTION MGMT FEE	FY22 MARKET APPRECIATION	*BOOK VALUE 6/30/2022*	MARKET VALUE 6/30/2022	FY22 PAYOUT FUND	FY22 PAYOUT ORG	FY23 DISTRIBUTION PURPOSE	FY23 DISTRIBUTION MGMT FEE
FUNDS FUNCTIONING AS ENDOWMENT (POOLED-UNRESTRICTED)												
4QA005	Aulbani J. Beauregard Memorial Fund	$ 63,665		(2,287)	(538)	(5,518)	*50,000*	*55,322*	1GA311	UAVPOF	(2,327)	(547)
4QA006	Centennial Fund	26,384		(948)	(223)	(2,287)	*5,135*	*22,926*	1DA193	UAPROV	(964)	(227)
4QG006	UNH Foundation Unrestricted Quasi	590,623		(21,216)	(4,992)	(51,190)	*453,945*	*513,225*	1DG438	UGPRES	(21,586)	(5,079)
4QG007	John H. Parsons Fund	148,597		(5,338)	(1,256)	(12,879)	*78,767*	*129,124*	1DGQ07	UGPRES	(5,431)	(1,278)
4QG012	Genevieve Clark-Internat'l Studies	736,426		(26,453)	(6,224)	(63,827)	*585,631*	*639,921*	1DU322	UUFAID	(26,915)	(6,333)
4QU002	Unr Bequest-Class of 1944 Scholarsh	50,174		(1,802)	(424)	(4,349)	*40,000*	*43,599*	1DU231	UUFAID	(1,834)	(431)
TOTAL FUNDS FUNCTIONING AS ENDOWMENTS (POOLED-UNRESTRICTED)		1,615,869	-	(58,044)	(13,658)	(140,049)	1,213,478	1,404,118			(59,057)	(13,896)
FUNDS FUNCTIONING AS ENDOWMENTS (POOLED-RESTRICTED)												
4QA001	UNH Parents Assoc Quasi Endow	105,463		(3,788)	(891)	(9,141)	*50,005*	91,642	1GA023	UCCELB	(3,854)	(907)
4QA002	UNH Parents Assn UROP	86,269		(3,099)	(729)	(7,477)	*41,527*	74,964	1GA045	UAUROP	(3,153)	(742)
4QA004	Hamel Scholars & Scholarships Prgrm	26,924,854	112,500	(921,286)	(216,203)	(2,346,771)	*22,736,792*	23,493,226	1GA148	UAPROV	(938,595)	(220,846)
				(48,489)	(11,380)				1GA404	UAPROV	(49,400)	(11,623)
4QC001	The William L. Dunfey Endow	714,904		(25,680)	(6,042)	(61,961)	*411,232*	621,220	1GC138	UCHIST	(26,128)	(6,148)
4QC002	John Hatch Fellowship Fund	25,636		(921)	(217)	(2,222)	*19,725*	22,276	1GC146	UCDEAN	(937)	(220)
4QC003	Jeanne Brandon Fund for Music	199,867		(7,179)	(1,689)	(17,323)	*141,487*	173,675	1GC174	UCMUSI	(7,305)	(1,719)
4QD001	Pedro de Alba Quasi Endowment Fund	-	51,678	-	-	-	*50,000*	51,678			(1,851)	(436)
4QE002	Paul Fund for Innovation	6,562,979		(500,000)	-	(465,345)	*5,730,247*	4,837,134	1GE099	UEDEAN	(500,000)	-
				(760,500)	-				1GE099	UEDEAN	(1,000,000)	
4QF001	Forts Up Syndrome Leadership	374,181	10,831	(48,000)	(3,093)	(29,503)	*389,074*	304,415	1GF125	UFIOD0	(48,000)	(2,919)
4QG002	J. S. Elliott Alumni Center	206,016		(7,382)	(1,737)	(17,858)	*108,830*	179,038	1GG028	UGAADM	(7,530)	(1,772)
4QG003	Helen Thompson Heath Endowment	102,778		(3,692)	(869)	(8,908)	*55,002*	89,310	1GG039	UGAADM	(3,756)	(884)
4QG004	Parent Assn Student Enrichment	1,602,143		(57,551)	(13,541)	(138,860)	*1,037,109*	1,392,191	1GA279	UAVPAR	(58,556)	(13,778)
4QG005	Honors Program	144,976		(5,208)	(1,225)	(12,565)	*77,007*	125,978	1GA028	UAHONP	(5,299)	(1,247)
4QG013	UNH Alumni Association Programs	129,146		(4,639)	(1,092)	(11,193)	*111,010*	112,222	1GG177	UGAOFF	(4,720)	(1,111)
4QH500	UNHL Operations Quasi Endow Fund	11,863,162		(426,138)	(100,269)	(1,028,193)	*9,984,795*	10,308,562	1GH500	UHF530	(433,578)	(102,018)
4QH511	Rudman Center Quasi Endowment Fund	736,277		(26,448)	(6,223)	(63,814)	*810,456*	639,792	1GH511	UHD211	(26,910)	(6,332)
4QS001	Friends of UNH Hockey Endowmnt	299,790		(10,769)	(2,534)	(25,983)	*224,899*	260,504	1GS086	USMHCY	(10,957)	(2,578)
4QU001	Muriel Weissman Scholarship Quasi	706,843		(25,391)	(5,974)	(61,263)	*484,146*	614,216	1GU324	UUFAID	(25,834)	(6,079)
4QU003	Edward J. Flynn Scholarship Fund	101,462		(3,645)	(858)	(8,794)	*75,184*	88,166	1GU355	UUFAID	(3,708)	(873)
4QU004	Henry & Estelle Hunt Scholarship	66,416		(2,386)	(561)	(5,756)	*53,683*	57,713	1GU403	UUFAID	(2,427)	(571)
4QU005	UNH Women's Scholarships	4,999,254		(179,579)	(42,254)	(433,291)	*3,926,243*	4,344,130	1GU408	UUFAID	(182,714)	(42,992)
4QZ001	Milton Bloomfield Fund	64,495		(2,317)	(545)	(5,590)	*50,000*	56,043	1GZ005	UZCC00	(2,357)	(555)
4QZ002	Rutman Shoals Marine Lab Scholars	55,813		(50,913)	(472)	319	*375,000*	4,747	1GZ163	UZMSSH	-	-
TOTAL FUNDS FUNCTIONING AS ENDOWMENTS (POOLED-RESTRICTED)		56,072,723	175,009	(3,124,998)	(418,399)	(4,761,492)	*46,943,454*	47,942,842			(3,347,569)	(426,348)
TOTAL FUNDS FUNCTIONING AS ENDOWMENTS (POOLED)		**57,688,592**	**175,009**	**(3,183,042)**	**(432,057)**	**(4,901,541)**	***48,156,932***	**49,346,961**			**(3,406,626)**	**(440,244)**
				-	0		-	-			(0)	-
TRUE ENDOWMENTS (POOLED-UNRESTRICTED)												
4TG008	Charles and Nancy Clough Fund	47,337		(1,700)	(400)	(4,103)	*28,930*	41,134	4DG170	FGFUNH	(1,730)	(407)
4TG017	Foundation Endowment Fund	194,856		(6,999)	(1,647)	(16,888)	*119,653*	169,321	4DG170	FGFUNH	(7,122)	(1,676)
4TG018	Herman & Lily Kurtz Endowed	203,329		(7,304)	(1,719)	(17,623)	*104,878*	176,684	4DG170	FGFUNH	(7,431)	(1,749)
4TG019	Robert Warren Perkins Fund	317,839		(11,417)	(2,686)	(27,547)	*190,746*	276,188	1DG438	UGPRES	(11,616)	(2,733)
4TG021	Edward & Diane Federman End Fund	1,503,681	100,050	(54,052)	(12,718)	(141,647)	*1,224,540*	1,395,315	1DG437	UGPRES	(58,684)	(13,808)
4TG022	Jean A. Woodworth Fund	388,203		(13,945)	(3,281)	(33,646)	*271,564*	337,332	1DG438	UGPRES	(14,188)	(3,338)
4TG025	Yakovakis Family Fund	107,582		(3,869)	(910)	(9,324)	*81,052*	93,479	1DG440	UGPRES	(3,932)	(925)
4TG032	Newton Strategic Priorities Fund	-	20,404			(2,441)	*20,404*	17,963			(731)	(172)
TOTAL TRUE ENDOWMENTS (POOLED-UNRESTRICTED)		2,762,828	120,454	(99,286)	(23,362)	(253,219)	2,041,767	2,507,415			(105,434)	(24,808)

UNIVERSITY OF NEW HAMPSHIRE FOUNDATION, INC.
DETAILED STATEMENT OF CHANGES IN ENDOWMENT AND SIMILAR FUNDS
WITH ADDITIONAL INFORMATION ON DISTRIBUTIONS
FOR THE YEAR ENDED JUNE 30, 2022

FUND	FUND NAME	MARKET VALUE 6/30/2021	NET ADDITIONS GIFTS & TRANSFERS	FY22 DISTRIBUTION PURPOSE	FY22 DISTRIBUTION MGMT FEE	FY22 MARKET APPRECIATION	*BOOK VALUE 6/30/2022*	MARKET VALUE 6/30/2022	FY22 PAYOUT FUND	FY22 PAYOUT ORG	FY23 DISTRIBUTION PURPOSE	FY23 DISTRIBUTION MGMT FEE
TRUE ENDOWMENTS (POOLED-RESTRICTED)												
4TA001	Baker Fund for Graduate Fellowships	134,144		(4,819)	(1,134)	(11,626)	*76,104*	116,565	1GU016	UAGADM	(4,903)	(1,154)
4TA002	Brownell Family Scholarship	313,846		(11,274)	(2,653)	(27,201)	*223,305*	272,718	1GU255	UUFAID	(11,471)	(2,699)
4TA003	George Bergeron Scholarship	736,431		(26,453)	(6,224)	(63,827)	*555,209*	639,926	1GU253	UUFAID	(26,915)	(6,333)
4TA004	Class of 1948 50th Endowment	226,320		(8,130)	(1,913)	(19,615)	*159,071*	196,662	1GU249	UUFAID	(8,272)	(1,946)
4TA005	Class of 1960 Scholarship Fund	193,513	8,771	(6,949)	(1,635)	(17,356)	*141,865*	176,344	1GU261	UUFAID	(7,259)	(1,708)
4TA006	Paul Caswell & Family Fund	360,102		(12,926)	(3,042)	(31,215)	*213,700*	312,918	1GU254	UUFAID	(13,161)	(3,097)
4TA007	Class of 1950 Endowed Scholars	751,616	17,151	(22,135)	(5,208)	(67,915)	*570,240*	673,509	1GU244	UUFAID	(27,629)	(6,501)
4TA008	Class of 1957 Cie Endowment	68,662	3,460	(2,466)	(580)	(6,037)	*50,156*	63,038	1GA046	UACIEP	(2,509)	(590)
4TA009	Burns, Kathy H Scholarship Fnd	911,907		(32,757)	(7,708)	(79,036)	*716,165*	792,407	1GU250	UUFAID	(33,329)	(7,842)
4TA010	University Community Scholars	159,369		(5,724)	(1,347)	(13,813)	*109,016*	138,485	1GU245	UUFAID	(5,825)	(1,371)
4TA011	Class of 49 Reunion Endowment	298,394	58,264	(10,719)	(2,522)	(25,862)	*254,533*	317,555	1GA049	UAPROV	(10,906)	(2,566)
4TA012	Gerald & Jane Ellsworth Fund	206,799		(7,428)	(1,748)	(17,923)	*141,125*	179,699	1GA050	UACIEP	(7,558)	(1,778)
4TA013	Kyle Frey Endowed Scholarship	143,061		(5,139)	(1,209)	(12,399)	*101,032*	124,314	1GU273	UUFAID	(5,229)	(1,230)
4TA014	Norman Gagnon Scholarship Fund	73,145		(2,627)	(618)	(6,340)	*52,446*	63,560	1GU260	UUFAID	(2,673)	(629)
4TA015	Husch International Scholarshp	216,871	2,500	(7,790)	(1,833)	(19,095)	*168,888*	190,652	1GA061	UAUROP	(8,016)	(1,886)
4TA016	Honors Program	703,913		(25,285)	(5,950)	(61,009)	*377,470*	611,669	1GA028	UAHONP	(12,349)	(2,906)
											(13,378)	(3,148)
4TA017	Chair in Humanities	2,094,690		(75,244)	(17,705)	(181,549)	*1,002,134*	1,820,193	1GC221	UCHCTR	(76,557)	(18,014)
4TA018	Austin/Winona Hubbard Scholar	4,864,303		(174,731)	(41,114)	(421,594)	*3,004,509*	4,226,863	1GU242	UUFAID	(177,782)	(41,831)
4TA019	Hutchins Family Fund Endowment	52,669		(1,892)	(445)	(4,565)	*34,108*	45,767	1GU246	UUFAID	(1,925)	(453)
4TA020	Beverly Hoover Schlrship Fund	145,565	200	(5,229)	(1,230)	(12,640)	*100,200*	126,666	1GU259	UUFAID	(5,328)	(1,254)
4TA021	Elizabeth Lunt Knowles Fund	256,415		(9,211)	(2,167)	(22,224)	*170,052*	222,814	1GA042	UAUROP	(9,372)	(2,205)
4TA022	Marvin A Levins 54 Schlrshp	120,536	500	(4,312)	(1,015)	(10,457)	*63,937*	105,253	1GU248	UUFAID	(4,406)	(1,037)
4TA023	Ingeborg Lock Endowed Scholars	177,697		(6,383)	(1,502)	(15,401)	*142,200*	154,411	1GU247	UUFAID	(6,495)	(1,528)
4TA024	Robert & Bertha Laplante Schol	52,299		(1,879)	(442)	(4,533)	*35,000*	45,445	1GU258	UUFAID	(1,911)	(450)
4TA025	Edmund G. Miller Endowed Fund	63,410		(2,278)	(536)	(5,496)	*29,747*	55,101	1GC145	UCDEAN	(2,318)	(545)
4TA026	Ruth Taber Morrell Scholarship	433,385		(15,568)	(3,663)	(37,562)	*203,622*	376,592	1GU217	UUFAID	(15,839)	(3,727)
4TA027	Edmund Miller Scholarship Fund	156,736		(5,630)	(1,325)	(13,584)	*108,389*	136,197	1GU272	UUFAID	(5,728)	(1,348)
4TA028	Samuels Fund for Diversity	43,006	102	(1,536)	(361)	(3,729)	*25,862*	37,483	1GW047	UWMULT	(1,572)	(370)
4TA029	Next Horizon Scholarship Fund	187,493	2,600	(6,736)	(1,585)	(16,561)	*130,394*	165,211	1GU256	UUFAID	(6,946)	(1,634)
4TA030	Next Horizon Faculty Support	75,817		(2,723)	(641)	(6,571)	*52,911*	65,882	1GA051	UAPROV	(2,771)	(652)
4TA031	Next Horizon Learning Tools	64,886		(2,331)	(548)	(5,624)	*44,316*	56,383	1GA052	UAPROV	(2,371)	(558)
4TA032	Next Horizon Academic Programs	83,387		(2,990)	(704)	(7,230)	*55,860*	72,464	1GA053	UAPROV	(3,048)	(717)
4TA033	Dorothy P Oneil Endowed Fund	53,517		(1,922)	(452)	(4,638)	*39,048*	46,504	1GA044	UAUROP	(1,956)	(460)
4TA034	Peterson Carsey Endow Scholar	180,867		(6,497)	(1,529)	(15,676)	*110,327*	157,165	1GU240	UUFAID	(6,610)	(1,555)
4TA035	Ralph & Aline Parker Endowment	25,097		(902)	(212)	(2,175)	*17,208*	21,808	1GU252	UUFAID	(917)	(216)
4TA036	Rogers Family Undergr Resrch	347,725		(12,491)	(2,939)	(30,138)	*222,000*	302,158	1GA062	UAPROV	(12,709)	(2,990)
4TA037	1929 Lewis Stark Scholarship	30,863		(1,109)	(261)	(2,675)	*21,025*	26,818	1GU251	UUFAID	(1,128)	(265)
4TA038	The Temple Beth Israel Scholar	133,232		(3,191)	(751)	(11,547)	*62,406*	115,773	1GU216	UUFAID	(3,246)	(764)
				(1,595)	(375)				4GG047	FGFUNH	(1,623)	(382)
4TA039	Tyco Fellowship/Ocean Mapping	1,451,180		(52,128)	(12,266)	(125,775)	*1,000,000*	1,261,011	1GA054	UAPROV	(53,038)	(12,480)
4TA040	Tyco Scholars Fund	3,138,169		(112,727)	(26,524)	(271,988)	*2,000,000*	2,726,929	1GU262	UDDEAN	(114,695)	(26,987)
4TA041	Ruth Woodruff Scholarship Fund	56,732		(2,038)	(480)	(4,917)	*25,991*	49,297	1GU241	UUFAID	(2,073)	(488)
4TA042	Donald James Wilcox Fund	56,321		(2,023)	(476)	(4,881)	*32,477*	48,941	1GA043	UAUROP	(2,058)	(484)
4TA043	Yale-Maria Endowed Fund	47,127		(1,693)	(398)	(4,085)	*25,002*	40,951	1GA041	UACIEP	(1,722)	(405)
4TA044	Endow for Internatl Studies	148,991		(5,352)	(1,259)	(12,913)	*102,123*	129,467	1GA067	UAIROP	(5,445)	(1,281)
4TA045	Beaupre Entrepreneurial Schol	222,620		(7,997)	(1,882)	(19,295)	*148,723*	193,447	1GA089	UAABSC	(8,136)	(1,914)
4TA046	Michael Berry Scholarship Fund	110,496		(3,969)	(934)	(9,577)	*70,905*	96,016	1GU266	UUFAID	(4,038)	(950)
4TA047	Glenice Dearborn Scholarship F	1,057,371		(37,982)	(8,937)	(91,643)	*690,712*	918,808	1GD234	UDDEAN	(38,645)	(9,093)
4TA048	Gullotti Mba Scholarship Fund	101,303	8,000	(3,639)	(856)	(9,686)	*79,735*	95,123	1GU268	UUFAID	(4,001)	(941)
4TA049	Karen Harrower Undergrad Rsrch	63,485		(2,280)	(537)	(5,502)	*45,428*	55,165	1GD232	UDESCI	(2,320)	(546)
4TA051	Robert & Linda Spear Schlrship	128,407		(4,577)	(1,077)	(11,141)	*93,935*	111,612	1GU265	UUFAID	(4,694)	(1,105)
4TA052	William Sanderson Jr Scholrshp	38,890		(1,397)	(329)	(3,371)	*26,645*	33,793	1GU298	UUFAID	(1,421)	(334)
4TA053	Tracy Family Scholarship Fund	40,472		(1,454)	(342)	(3,508)	*26,452*	35,168	1GU269	UUFAID	(1,479)	(348)

UNIVERSITY OF NEW HAMPSHIRE FOUNDATION, INC.
DETAILED STATEMENT OF CHANGES IN ENDOWMENT AND SIMILAR FUNDS
WITH ADDITIONAL INFORMATION ON DISTRIBUTIONS
FOR THE YEAR ENDED JUNE 30, 2022

FUND	FUND NAME	MARKET VALUE 6/30/2021	NET ADDITIONS GIFTS & TRANSFERS	FY22 DISTRIBUTION PURPOSE	FY22 DISTRIBUTION MGMT FEE	FY22 MARKET APPRECIATION	*BOOK VALUE 6/30/2022*	MARKET VALUE 6/30/2022	FY22 PAYOUT FUND	FY22 PAYOUT ORG	FY23 DISTRIBUTION PURPOSE	FY23 DISTRIBUTION MGMT FEE
4TA054	Joseph Zock Liberal Arts Schol	128,003		(4,598)	(1,082)	(11,094)	*85,298*	111,229	1GU267	UUFAID	(4,678)	(1,101)
4TA055	David Long Memorial Scholarshp	153,335	3,000	(5,508)	(1,296)	(13,624)	*112,100*	135,908	1GA070	UUFAID	(5,716)	(1,345)
4TA056	1952 Internat'l Research Fund	248,939		(8,942)	(2,104)	(21,576)	*160,709*	216,317	1GA069	UAPROV	(9,098)	(2,141)
4TA057	Galanes Endowed Scholarship	114,772		(4,069)	(957)	(9,962)	*82,750*	99,784	1GD164	UDCHEM	(4,197)	(988)
4TA060	Nassikas Schol. in Mem. of Christn	159,365		(5,725)	(1,347)	(13,812)	*101,000*	138,481	1GU277	UUFAID	(5,825)	(1,370)
4TA061	Terragni Family Scholarship Fund	81,918		(2,851)	(671)	(7,150)	*61,526*	71,246	1GU299	UUFAID	(2,997)	(705)
4TA062	Carsey Instit/Families&Communities	9,733,186		(349,627)	(82,266)	(843,585)	*6,746,974*	8,457,707	1GA198	UACARS	(355,731)	(83,702)
4TA063	Rand Undergraduate Research Fund	66,126		(2,357)	(555)	(5,734)	*46,657*	57,480	1GA081	UAUROP	(2,418)	(569)
4TA064	David and Marion Ellis Fund	37,839	200	(1,359)	(320)	(3,306)	*27,351*	33,054	1GD242	UDCHEM	(1,390)	(327)
4TA065	Robert G. LeBlanc Memorial Fund	57,596		(2,069)	(487)	(4,992)	*37,562*	50,048	1GA079	UACIEP	(2,105)	(495)
4TA066	Leitzel Center for Math, Sci & Eng.	3,091,677	1,595	(110,979)	(26,113)	(268,165)	*2,026,438*	2,688,015	1GA080	UALCTR	(113,055)	(26,601)
4TA067	Hanson Endowed Scholarship Fund	2,788,184		(100,155)	(23,566)	(241,655)	*2,000,000*	2,422,808	1GU286	UUFAID	(101,903)	(23,977)
4TA069	Heath 'Grumblenot' Scholarship Fund	43,620		(1,567)	(369)	(3,781)	*26,894*	37,904	1GU290	UUFAID	(1,594)	(375)
4TA070	Hills Memorial Science Scholarship	632,364		(22,715)	(5,345)	(54,808)	*382,865*	549,497	1GA084	UUFAID	(23,112)	(5,438)
4TA071	Jackson Endowed Scholarship Fund	266,637		(9,578)	(2,254)	(23,110)	*183,242*	231,695	1GA091	UACIEP	(9,745)	(2,293)
4TA072	Beyersdorf Fund for Internat'l Rsrc	147,701		(5,306)	(1,248)	(12,801)	*115,298*	128,346	1GA096	UAIROP	(5,398)	(1,270)
4TA073	'85&'86 Leadership Scholarship End	135,910	34,625	(4,615)	(1,086)	(15,962)	*147,027*	148,872	1GA097	UAPROV	(6,140)	(1,445)
4TA074	Ann W Hart Schol-Internat'l Study	45,087		(1,620)	(381)	(3,908)	*34,775*	39,179	1GA140	UACIEP	(1,648)	(388)
4TA075	Danielle M Thompson Memorial Fund	38,987		(1,400)	(330)	(3,379)	*31,392*	33,878	1GA147	UACIEP	(1,425)	(335)
4TA076	Atkinson-Woodbury Family Scholarshi	74,890	1,250	(2,691)	(633)	(6,656)	*61,450*	66,160	1GA142	UAPROV	(2,782)	(655)
4TA077	Shulman Prof - European & Holocaust	135,682		(4,874)	(1,147)	(11,760)	*109,750*	117,902	1GA143	UAPROV	(4,959)	(1,167)
4TA078	Class of 1959 Fund for Excellence	342,679	1,000	(12,309)	(2,896)	(29,700)	*268,637*	298,773	1GA037	UAPROV	(12,524)	(2,947)
4TA079	Holly Peterson Breeden '73 Scholars	37,944		(1,363)	(321)	(3,289)	*25,000*	32,972	1GA146	UAHONP	(1,387)	(326)
4TA082	Fund for African Development	37,886		(1,361)	(320)	(3,284)	*25,100*	32,922	1GC285	UCTHDA	(1,385)	(326)
4TA083	Gerald & Dorothy Smith ROTC Schol	74,052	124	(2,637)	(621)	(6,435)	*56,103*	64,483	1GA150	UAARTC	(2,712)	(638)
4TA084	Patricia M Flowers '45 Scholarship	521,210		(9,361)	(2,203)	(45,174)	*402,229*	452,908	1GU344	UUFAID	(9,525)	(2,241)
				(9,361)	(2,203)				1GA158	UAUROP	(9,525)	(2,241)
4TA085	Fish '58 Student Opportunities Scho	69,771		(2,506)	(590)	(6,047)	*50,000*	60,628	1GA163	UWADMI	(2,550)	(600)
4TA086	Cole Neurosci -Behavior Fac. Resrch	509,072	30,000	(17,209)	(4,049)	(44,719)	*430,288*	473,095	1GA162	UAPROV	(18,636)	(4,385)
4TA087	Class of 1962 Student Enrichment	154,319	8,193	(2,768)	(651)	(13,819)	*120,548*	141,853	1GU394	UUFAID	(2,856)	(672)
				(2,768)	(651)				1GA174	UAUROP	(2,856)	(672)
4TA088	The Thomas W. Haas Professorship	1,600,009		(52,963)	(12,457)	(139,263)	*1,000,000*	1,395,326	1GA172	UADSUS	(58,684)	(13,808)
4TA089	Bill & Becky McGee Scholarship	310,789		(11,164)	(2,627)	(26,936)	*233,022*	270,062	1GA169	UAHONP	(11,359)	(2,673)
4TA090	Kevin Knarr '91 Scholarship Fund	59,246		(2,128)	(501)	(5,135)	*50,000*	51,482	1GA176	UWADMI	(2,165)	(509)
4TA091	George Walker Jaffurs Scholarship	87,417	(145)	(3,140)	(739)	(7,557)	*69,980*	75,836	1GA177	UWADMI	(3,190)	(751)
4TA092	The Laurhammer Family Scholarship	677,601		(24,340)	(5,727)	(58,728)	*550,000*	588,805	1GA186	UWADMI	(24,765)	(5,827)
4TA093	Carsey School for Public Policy	4,926,723	750,000	(177,249)	(41,706)	(529,203)	*4,937,102*	4,928,565	1GA181	UACARS	(215,880)	(50,795)
4TA095	Dane Writing Across the Curriculum	143,047		(4,735)	(1,114)	(12,451)	*100,000*	124,747	1GU458	UUFAID	(5,247)	(1,234)
4TA096	Brig Gen Bouchard '77 Scholarship	134,407	87,874	(4,828)	(1,136)	(22,225)	*197,874*	194,092	1GA191	UAARMR	(8,070)	(1,899)
4TA097	The Mel Rines '47 Fellowship Fund	121,295		(4,357)	(1,025)	(10,513)	*74,957*	105,400	1GA256	UACARS	(4,433)	(1,043)
4TA099	Class of 1966 Scholarship Fund	87,579	9,536	(3,146)	(740)	(8,081)	*74,400*	85,148	1GA273	UAHONP	(3,253)	(765)
4TA100	Wiatrowski-Madsen-Internat'l Serv.	54,423		(1,955)	(460)	(4,717)	*44,811*	47,291	1GA270	UAPROV	(1,989)	(468)
4TA101	Class of 1967 Internship Fund	83,205	6,025	(2,986)	(703)	(7,794)	*72,461*	77,747	1GA281	UACRPS	(3,167)	(745)
4TA102	Norblom Family Fund	115,131		(4,136)	(973)	(9,979)	*100,000*	100,044	1GA282	UACARS	(4,208)	(990)
4TA103	Maj. Murray Smith '55 USAF Schlrshp	45,908	10,000	(1,653)	(389)	(5,175)	*50,000*	48,692	1GA284	UAAIRR	(2,036)	(479)
4TA104	Victor Benassi Fund	35,935	20,000	(1,291)	(304)	(5,533)	*50,000*	48,807	1GA287	UATEEX	(1,859)	(437)
4TA105	Balomenos Fund-Undergrad. Research	105,376		(3,793)	(892)	(9,132)	*88,500*	91,559	1GA289	UAUROP	(3,851)	(906)
4TA107	Nathan Thatcher Ulrich Scholarship	432,861		(15,549)	(3,659)	(37,516)	*370,473*	376,137	1GA317	UAHONP	(15,820)	(3,722)
4TA109	Student Emergency Assistance Endo	85,922	25,750	(1,759)	(414)	(9,322)	*107,321*	100,177	1GA306	UAVPOF	(3,227)	(759)
4TA110	Colonel & General Legere Scholarshp	105,543	49,600	(2,639)	(621)	(14,913)	*149,863*	136,971	1GA318	UAARMR	(5,758)	(1,355)
4TA111	Colonel John Haseltine Scholarship	6,330	44,000			(5,626)	*50,300*	44,704			(1,879)	(442)
4TA112	Norman International Research Fund	-	50,000			(5,660)	*50,000*	44,340			(1,863)	(438)
4TA113	1st Lt. Scott F. Milley Scholarship	-	150,000			(17,944)	*150,000*	132,056			(5,374)	(1,265)
4TA114	Harry J. Richards Scholarship Fund	-	42,662				*42,662*	42,662				
4TB001	Clark-Donnelley Endowment Fund	56,981		(2,047)	(482)	(4,939)	*26,802*	49,514	1GB081	UBTSAS	(2,083)	(490)
4TB002	Callahan Family Scholarship	114,386		(4,109)	(967)	(9,914)	*66,860*	99,397	1GB114	UBDEAN	(4,181)	(984)
4TB003	Foster Class '44 Scholarship	172,557		(6,198)	(1,458)	(14,956)	*126,961*	149,944	1GB116	UBDEAN	(6,307)	(1,484)

UNIVERSITY OF NEW HAMPSHIRE FOUNDATION, INC.
DETAILED STATEMENT OF CHANGES IN ENDOWMENT AND SIMILAR FUNDS
WITH ADDITIONAL INFORMATION ON DISTRIBUTIONS
FOR THE YEAR ENDED JUNE 30, 2022

FUND	FUND NAME	MARKET VALUE 6/30/2021	NET ADDITIONS GIFTS & TRANSFERS	FY22 DISTRIBUTION PURPOSE	FY22 DISTRIBUTION MGMT FEE	FY22 MARKET APPRECIATION	*BOOK VALUE 6/30/2022*	MARKET VALUE 6/30/2022	FY22 PAYOUT FUND	FY22 PAYOUT ORG	FY23 DISTRIBUTION PURPOSE	FY23 DISTRIBUTION MGMT FEE
4TB004	Frizzell Scholarship, Tj & Mm	151,031		(5,425)	(1,277)	(13,090)	*85,995*	131,239	1GB073	UBDEAN	(5,520)	(1,299)
4TB005	Grange-Webster Scholarship	126,941		(4,560)	(1,073)	(11,002)	*83,332*	110,306	1GB120	UBDEAN	(4,639)	(1,092)
4TB006	J. Raymond Hepler Endowed Fund	276,482	2,600	(9,914)	(2,333)	(24,276)	*189,226*	242,559	1GB113	UBDEAN	(10,199)	(2,400)
4TB007	Sustainable Living Fund	19,085,994		(631,780)	(148,599)	(1,661,218)	*10,249,900*	16,644,398	1GASUS	UADSUS	(700,017)	(164,710)
4TB008	Hubbard Bros Chair in Biology	6,814,040		(244,768)	(57,593)	(590,580)	*3,917,087*	5,921,099	1GB069	UBDEAN	(249,041)	(58,598)
4TB009	Oliver Hubbard Biology Endow	3,592,558		(129,049)	(30,365)	(311,371)	*2,480,630*	3,121,773	1GB122	UBDEAN	(131,302)	(30,895)
4TB010	Edward F. Landry Memorial	19,658		(706)	(166)	(1,704)	*10,001*	17,082	1GB112	UBMCBS	(718)	(169)
4TB011	Herbert C. "dinty" Moore Fund	35,583		(1,278)	(301)	(3,084)	*16,494*	30,920	1GB048	UBDEAN	(1,300)	(306)
4TB012	Avery & Erma Rich Memorial Scholshp	62,600	1,300	(2,248)	(529)	(5,491)	*43,672*	55,632	1GB118	UBBIOL	(2,288)	(538)
4TB013	Lou & Lutza Smith Endowed Fund	661,238		(23,752)	(5,589)	(57,310)	*402,044*	574,587	1GB119	UBDEAN	(24,167)	(5,686)
4TB014	Herbert Soule Scholarship Fund	29,764		(1,069)	(252)	(2,580)	*21,000*	25,863	1GB123	UBMCBS	(1,088)	(256)
4TB015	Jack and Pat Weeks Fund	400,344		(14,381)	(3,384)	(34,698)	*218,782*	347,881	1GB070	UBDEAN	(14,632)	(3,443)
4TB017	Zsigray Academic Enrichment	190,195	2,276	(6,777)	(1,595)	(16,624)	*131,362*	167,475	1GB158	UBMCBS	(6,955)	(1,636)
4TB018	Keener Family Scholarship	41,154	50	(1,478)	(348)	(3,573)	*26,550*	35,805	1GB096	UBDEAN	(1,506)	(354)
4TB019	Fair Winds Farm Equine Schol	59,440		(2,135)	(502)	(5,152)	*38,000*	51,651	1GB149	UBANFS	(2,172)	(511)
4TB020	Paine Fund for Freshwater Research	154,447		(5,548)	(1,305)	(13,386)	*99,143*	134,207	1GB151	UBDEAN	(5,645)	(1,328)
4TB021	College Woods Scholarship Fund	63,599		(2,285)	(538)	(5,512)	*43,200*	55,265	1GB157	UBDEAN	(2,324)	(547)
4TB022	Marietta & Jane Carr Endowed Fund	180,372		(6,479)	(1,525)	(15,633)	*116,364*	156,735	1GB164	UBDEAN	(6,592)	(1,551)
4TB023	Edith & Allen Neff Forestry Schlrsh	42,084	180	(1,512)	(356)	(3,661)	*30,761*	36,736	1GB187	UBDEAN	(1,540)	(362)
4TB024	Dickie Family Endowed Scholarship	970,595	25,000	(34,874)	(8,206)	(87,112)	*748,000*	865,403	1GB121	UBDEAN	(36,369)	(8,557)
4TB025	Thompson Forestry Scholarship	40,650	150	(1,460)	(344)	(3,541)	*30,396*	35,455	1GB209	UBNREN	(1,491)	(351)
4TB026	Carberry '82 fund for Biological Sc	96,032		(3,450)	(812)	(8,323)	*70,385*	83,447	1GB201	UBDEAN	(3,510)	(826)
4TB027	George Frick Fellow for Resource Ec	74,492	9,560	(2,649)	(623)	(7,234)	*68,350*	73,547	1GB192	UBNREN	(2,768)	(651)
4TB028	Charles E. Warren Memorial Fund	37,633		(1,352)	(318)	(3,262)	*26,994*	32,702	1GB195	UBDEAN	(1,375)	(324)
4TB029	Perkins '26 Memorial Livestock Educ	43,175		(1,551)	(365)	(3,742)	*25,778*	37,517	1GB215	UBANFS	(1,578)	(371)
4TB030	Huntington Family Scholarship Fund	376,162	2,479	(13,509)	(3,179)	(32,899)	*290,146*	329,055	1GB208	UBDEAN	(13,837)	(3,256)
4TB031	Lawrence K Smith Natural Res Schol	35,250		(1,266)	(298)	(3,055)	*22,200*	30,631	1GB212	UBNREN	(1,288)	(303)
4TB032	Gladys Brooks Scholarship Fund	320,363		(11,508)	(2,708)	(27,766)	*250,000*	278,381	1GB224	UBTSAS	(11,709)	(2,755)
4TB033	Shirley & Bob Lake Endowed Schol.	71,024		(2,551)	(600)	(6,156)	*50,000*	61,717	1GB226	UBNREN	(2,596)	(611)
4TB034	Charles F. Marble Scholarship Fund	1,483,686		(53,296)	(12,540)	(128,593)	*1,105,929*	1,289,257	1GB231	UBDEAN	(54,226)	(12,759)
4TB035	The Bean Endowed Fund	62,753	1,025	(2,254)	(530)	(5,569)	*51,025*	55,424	1GU416	UUFAID	(2,327)	(548)
4TB036	Anna Catherine Clark Schol - TSAS	30,157		(1,083)	(255)	(2,614)	*25,000*	26,205	1GB237	UBANFS	(1,102)	(259)
4TB037	Fred Schmidt '52 Scholarship Fund	113,075		(4,062)	(956)	(9,800)	*90,000*	98,257	1GB238	UBDEAN	(4,133)	(972)
4TB039	Nobel K. Peterson Scholarship Fund	334,218		(12,005)	(2,825)	(28,967)	*263,708*	290,421	1GB257	UBNREN	(12,215)	(2,874)
4TB040	St. Martin '82 Career Exploration	637,585		(22,903)	(5,389)	(55,260)	*514,264*	554,033	1GB241	UBDEAN	(23,303)	(5,483)
4TB041	NE Farm & Garden Scholarship	135,952		(4,884)	(1,149)	(11,783)	*100,000*	118,136	1GB047	UBDEAN	(4,969)	(1,169)
4TB042	John E Bachelder Family Scholarship	386,806		(13,895)	(3,269)	(33,525)	*286,431*	336,117	1GB089	UBTSAS	(14,137)	(3,326)
4TB043	Stewart Family Scholarship - COLSA	59,546	1,015	(2,139)	(503)	(5,226)	*51,600*	52,693	1GU441	UUFAID	(2,176)	(512)
4TB045	Lewis Schol- Sustainability Studies	183,158		(4,514)	(1,062)	(16,143)	*161,000*	161,438	1GB243	UBDEAN	(6,788)	(1,597)
4TB047	Merrill 74 UNH Woodlands Stewardshp	64,638		(2,322)	(546)	(5,602)	*51,123*	56,168	1GB258	UBNREN	(2,362)	(556)
4TB048	Andrea Bowen Fellowship in Forestry	710	1,000			(184)	*1,500*	1,525				
4TB148	Richard & Eliza Stark Scholarship	528,434		(18,982)	(4,466)	(45,800)	*439,720*	459,185	1GU459	UUFAID	(19,313)	(4,544)
4TB149	Teaching & Research Scholars Award	74,365	7,194	(2,574)	(606)	(7,245)	*74,016*	71,134	1GB264	UBDEAN	(2,893)	(681)
4TB150	Robert Richards '75 Scholarship	53,053		(1,906)	(449)	(4,598)	*50,041*	46,100	1GB265	UBDEAN	(1,939)	(456)
4TB151	Glenn Coppelman '76G Graduate Scholarship	54,045	6,200	(1,932)	(454)	(5,438)	*56,700*	52,421	1GB266	UBDEAN	(2,177)	(512)
4TB152	Christina Carr PhD Grad. Fellowshp	-	100,000			(11,963)	*100,000*	88,037			(3,583)	(843)
4TB157	Nanda Award for Innovation	-	236,186			(29,751)	*236,186*	206,435			(8,674)	(2,041)
4TB158	Ruth & Fred VanGorder Family Fund	-	55,000				*55,000*	55,000				
4TC001	Edmund Miller Art Collection	425,865		(15,298)	(3,599)	(36,910)	*286,603*	370,058	1GC169	UCARGL	(15,565)	(3,662)
4TC002	COLSA New Idea Endowment	7,458		(268)	(63)	(646)	*2,584*	6,480	1GB058	UBDEAN	(273)	(64)
4TC003	Jessie Potter Beck Fund	96,477		(3,466)	(815)	(8,362)	*70,832*	83,834	1GC141	UCMUSI	(3,526)	(830)
4TC005	Class of 58 Endowed Music Fnd	109,203	100	(3,923)	(923)	(9,465)	*80,363*	94,993	1GC153	UCMUSI	(3,991)	(939)
4TC006	John C Rouman Classical Lectur	274,230	38,664	(9,851)	(2,318)	(28,892)	*230,688*	271,832	1GC151	UCDEAN	(11,408)	(2,684)
4TC007	Miriam Carlson Memorial Fund	14,339		(515)	(121)	(1,243)	*10,000*	12,460	1GC163	UCSOSC	(524)	(123)
4TC008	Dey Family Fund	216,089	3,650	(7,577)	(1,783)	(19,134)	*145,947*	191,244	1GA048	UAWCTR	(7,906)	(1,860)
4TC009	Zelma Dorson Endow Fund	851,491		(30,587)	(7,197)	(73,800)	*432,739*	739,908	1GC139	UCHCTR	(31,121)	(7,322)
4TC010	Tommy Gallant Scholarship Fund	157,026	2,000	(5,641)	(1,327)	(13,875)	*110,351*	138,183	1GC155	UCMUSI	(5,811)	(1,367)

UNIVERSITY OF NEW HAMPSHIRE FOUNDATION, INC.
DETAILED STATEMENT OF CHANGES IN ENDOWMENT AND SIMILAR FUNDS
WITH ADDITIONAL INFORMATION ON DISTRIBUTIONS
FOR THE YEAR ENDED JUNE 30, 2022

FUND	FUND NAME	MARKET VALUE 6/30/2021	NET ADDITIONS GIFTS & TRANSFERS	FY22 DISTRIBUTION PURPOSE	FY22 DISTRIBUTION MGMT FEE	FY22 MARKET APPRECIATION	*BOOK VALUE 6/30/2022*	MARKET VALUE 6/30/2022	FY22 PAYOUT FUND	FY22 PAYOUT ORG	FY23 DISTRIBUTION PURPOSE	FY23 DISTRIBUTION MGMT FEE
4TC011	Ole E. Haaland Endowment Fund	22,814		(820)	(193)	(1,977)	*11,106*	19,825	1GC052	UCEDUC	(834)	(196)
4TC012	John T Holden Memorial Fund	123,176		(4,425)	(1,041)	(10,676)	*90,672*	107,035	1GC164	UCDEAN	(4,502)	(1,059)
4TC013	Coe-Hall Deans Scholarship	75,301		(2,705)	(636)	(6,526)	*52,161*	65,433	1GC160	UCDEAN	(2,752)	(648)
4TC014	Roland and Charlotte Kimball	66,935		(2,404)	(566)	(5,801)	*41,111*	58,164	1GC143	UCEDUC	(2,446)	(576)
4TC015	Leland Fund for Performing Art	88,393		(3,175)	(747)	(7,661)	*58,945*	76,809	1GC162	UCCELB	(3,231)	(760)
4TC016	Lubow Memorial Scholarship	16,068		(577)	(136)	(1,393)	*11,271*	13,962	1GC161	UCPHIL	(587)	(138)
4TC017	Edmund G. Miller Fund Dept Eng	281,449		(10,110)	(2,379)	(24,394)	*172,485*	244,567	1GC144	UCENGL	(10,286)	(2,420)
4TC018	Arthur J Mirable Scholarship	39,900		(1,433)	(337)	(3,458)	*26,646*	34,671	1GC152	UCMUSI	(1,458)	(343)
4TC019	Peterson Carsey Theater Endow	232,782		(8,362)	(1,968)	(20,175)	*140,663*	202,277	1GC142	UCTHDA	(8,508)	(2,002)
4TC020	Timothy Rogers Scholarship	131,231	5,600	(4,714)	(1,109)	(12,008)	*106,750*	119,000	1GC159	UCSPAN	(5,005)	(1,178)
4TC021	John Rouman Scholarship Fund	49,207	3,000	(1,769)	(416)	(4,662)	*39,215*	45,360	1GC156	UCCLAS	(1,906)	(448)
4TC022	Raitt-Wilson Music Scholarship	114,106	200	(4,099)	(964)	(9,914)	*76,750*	99,329	1GC154	UCMUSI	(4,178)	(983)
4TC023	Terry-Seiler-Verrette Fund	1,999,382	124	(71,816)	(16,898)	(173,297)	*1,346,993*	1,737,495	1GC158	UCMUSI	(73,074)	(17,194)
4TC024	Mary H Blum End Lecture Series	66,406		(2,385)	(561)	(5,756)	*43,691*	57,704	1GC171	UCPSYC	(2,427)	(571)
4TC025	Cleveland Howard Choral Music	33,298	380	(1,196)	(281)	(2,917)	*24,675*	29,284	1GC172	UCMUSI	(1,222)	(288)
4TC026	Killam Humanities Scholarship	84,342	1,500	(2,976)	(700)	(7,340)	*62,103*	74,826	1GC170	UCDINT	(3,084)	(726)
4TC027	Rines Art Exhibition Fund	75,596		(2,715)	(639)	(6,552)	*50,000*	65,690	1GC166	UCARGL	(2,763)	(650)
4TC028	Endowed Fund for Holocaust Educatio	299,512	12,250	(10,507)	(2,472)	(27,049)	*228,994*	271,733	1GC173	UCDEAN	(11,105)	(2,613)
4TC029	Endowed Fund for Holocaust	40,920	1,000	(1,470)	(346)	(3,664)	*26,342*	36,440	1GC177	UCDEAN	(1,533)	(361)
4TC030	Center for New England Culture Endo	57,394		(2,062)	(485)	(4,974)	*37,655*	49,873	1GC186	UCDEAN	(2,098)	(494)
4TC031	Michael Kelly Journalism Scholarshi	55,412	500	(1,972)	(464)	(4,840)	*39,306*	48,635	1GC178	UCENGL	(2,026)	(477)
4TC032	Gilbert B Davenport Theatre Schol	40,084	250	(1,440)	(339)	(3,504)	*28,018*	35,051	1GC191	UCTHDA	(1,474)	(347)
4TC033	Donald Murray Visiting Journalist P	101,521	150	(3,641)	(857)	(8,816)	*69,222*	88,357	1GC185	UCDEAN	(3,716)	(874)
4TC034	Sargent Endowed History Scholarship	108,249		(3,888)	(915)	(9,382)	*75,899*	94,063	1GC192	UCHIST	(3,956)	(931)
4TC035	Michael DePorte Eng Dept Book Fund	35,659		(1,281)	(301)	(3,091)	*25,240*	30,986	1GC180	UCENGL	(1,303)	(307)
4TC036	Michael DePorte Memorial Schol	36,397		(1,307)	(308)	(3,155)	*23,153*	31,627	1GC181	UCENGL	(1,330)	(313)
4TC037	Dawkins Prize in Creative Writing	48,061		(1,726)	(406)	(4,165)	*33,522*	41,763	1GC190	UCENGL	(1,757)	(413)
4TC038	Hoffenberg End. Fund - Liberal Arts	135,198	8,000	(4,856)	(1,143)	(12,657)	*112,614*	124,542	1GC198	UCDEAN	(5,238)	(1,232)
4TC039	Rebecca Jane Lang '04 Memorial Fund	49,768	300	(1,777)	(418)	(4,334)	*38,260*	43,538	1GC203	UCDEAN	(1,819)	(428)
4TC040	John C. Edwards Theatre Scholarship	84,921	400	(3,043)	(716)	(7,400)	*65,919*	74,162	1GC195	UCTHDA	(3,111)	(732)
4TC041	Patricia F. Woodbury Memorial Fund	35,482		(1,275)	(300)	(3,075)	*25,974*	30,832	1GC193	UCCLAS	(1,297)	(305)
4TC042	William & Laura Hooper Endowed Fund	89,043		(3,199)	(753)	(7,717)	*66,387*	77,374	1GC199	UCEDUC	(3,254)	(766)
4TC043	Steelman History Fellowship Fund	159,469		(5,728)	(1,348)	(13,821)	*120,912*	138,572	1GC202	UCHIST	(5,828)	(1,371)
4TC045	Natalie S Jacobson Journalism Schol	43,909		(1,577)	(371)	(3,806)	*35,038*	38,155	1GC211	UCENGL	(1,605)	(378)
4TC046	Dr Samuel Hughes '68 Scholarship	499,199		(17,932)	(4,219)	(43,266)	*399,618*	433,781	1GC212	UCDEAN	(18,245)	(4,293)
4TC047	Carney Resrch-Literacy & Childr Lit	105,140	1,000	(3,741)	(880)	(9,265)	*85,000*	92,254	1GC213	UCEDUC	(3,880)	(913)
4TC049	Frederick Hyde Hibberd '88 Scholrsh	159,752		(5,738)	(1,350)	(13,846)	*100,822*	138,817	1GC219	UCENGL	(5,839)	(1,374)
4TC050	Capt Benjamin Keating Memorial Fnd	49,744	150	(1,786)	(420)	(4,331)	*33,865*	43,356	1GC217	UCLLAC	(1,823)	(429)
4TC051	Music Initiatives Fund	40,070		(1,439)	(339)	(3,473)	*25,165*	34,819	1GC249	UCMUSI	(1,464)	(345)
4TC052	Daniel Heartz '50 Endowed Fund	88,865		(3,192)	(751)	(7,702)	*65,000*	77,220	1GC227	UCMUSI	(3,248)	(764)
4TC053	Mary Petrella '57 Schol-English Lit	71,900		(2,583)	(608)	(6,232)	*50,000*	62,478	1GC222	UCDEAN	(2,628)	(618)
4TC054	Ursula Daley '93 Women's Studies Sc	55,763	55	(2,003)	(471)	(4,840)	*41,415*	48,504	1GC224	UCWS00	(2,040)	(480)
4TC055	Don Murray Memorial Scholarship	53,132	93	(1,909)	(449)	(4,611)	*39,242*	46,257	1GC225	UCDEAN	(1,942)	(457)
4TC056	Richard & Miriam Cook Family Schol.	70,902	2,000	(2,546)	(599)	(6,384)	*55,525*	63,372	1GC257	UCDEAN	(2,663)	(627)
4TC059	Balderacchi Study of Art in Italy	136,642		(4,908)	(1,155)	(11,843)	*105,000*	118,736	1GC235	UCDEAN	(4,994)	(1,175)
4TC061	Peters Professorship in Education	945,582		(33,966)	(7,992)	(81,955)	*750,000*	821,669	1GC244	UCDEAN	(34,559)	(8,132)
4TC062	McLean Fund - Journalism Excellence	258,745		(9,294)	(2,187)	(22,426)	*200,000*	224,838	1GC241	UCDEAN	(9,457)	(2,225)
4TC064	RGSCP Fund	6,820,780		(225,780)	(53,105)	(593,671)	*5,000,000*	5,948,225	1GC243	UCCLHU	(250,166)	(58,863)
4TC069	Daniel Valenza Art Scholarship Fund	61,530		(2,210)	(520)	(5,333)	*50,000*	53,467	1GC251	UCARTS	(2,249)	(529)
4TC070	Koch Family Schol. - Humanities	149,701		(5,377)	(1,265)	(12,975)	*121,311*	130,084	1GC252	UCHUMA	(5,471)	(1,287)
4TC072	Davis '64 Fund for Science History	64,259		(2,308)	(543)	(5,569)	*50,000*	55,838	1GC264	UCDEAN	(2,349)	(553)
4TC073	Patricia G. Power MFA in Writing	177,360	50,120	(6,369)	(1,499)	(21,365)	*202,200*	198,248	1GC259	UCDEAN	(8,276)	(1,947)
4TC074	Nguyen '63 History Fellowship Fund	84,196	10,000	(3,028)	(713)	(8,493)	*80,000*	81,963	1GC262	UCDEAN	(3,435)	(808)
4TC075	Barbara Anne White Scholarship	75,900	15,000	(2,726)	(642)	(8,153)	*76,630*	79,380	1GC263	UCDEAN	(3,139)	(738)
4TC079	Chesley Family Fund	134,639		(4,836)	(1,138)	(11,669)	*100,000*	116,995	1GC272	UCHIST	(4,921)	(1,158)
4TC081	Arlene Kies Enrichment for Piano	108,769	500	(3,907)	(919)	(9,469)	*87,677*	94,973	1GC271	UCMUSI	(3,984)	(937)
4TC082	Jack and Louise Harris Fund	61,578	2,851	(2,212)	(520)	(5,683)	*52,732*	56,014	1GC273	UCHIST	(2,318)	(545)

UNIVERSITY OF NEW HAMPSHIRE FOUNDATION, INC.
DETAILED STATEMENT OF CHANGES IN ENDOWMENT AND SIMILAR FUNDS
WITH ADDITIONAL INFORMATION ON DISTRIBUTIONS
FOR THE YEAR ENDED JUNE 30, 2022

FUND	FUND NAME	MARKET VALUE 6/30/2021	NET ADDITIONS GIFTS & TRANSFERS	FY22 DISTRIBUTION PURPOSE	FY22 DISTRIBUTION MGMT FEE	FY22 MARKET APPRECIATION	*BOOK VALUE 6/30/2022*	MARKET VALUE 6/30/2022	FY22 PAYOUT FUND	FY22 PAYOUT ORG	FY23 DISTRIBUTION PURPOSE	FY23 DISTRIBUTION MGMT FEE
4TC083	B. Thomas Trout Scholars	60,509		(2,174)	(511)	(5,244)	*50,113*	52,580	1GC250	UCDEAN	(2,212)	(520)
4TC085	Newkirk Family Fund	68,227		(2,451)	(577)	(5,913)	*56,000*	59,286	1GC277	UCENGL	(2,494)	(587)
4TC086	McCabe Family Scholarship	235,252	51,664	(6,709)	(1,579)	(24,706)	*250,144*	253,922	1GC282	UCDEAN	(8,646)	(2,034)
4TC087	Duane & Joan Whittier Music Fund	4,910,882	589,658	(176,404)	(41,508)	(496,171)	*4,465,412*	4,786,457	1GC283	UCDEAN	(200,611)	(47,203)
4TC089	Rutman Distinguished Lecture Series	534,363		(19,195)	(4,517)	(46,314)	*503,697*	464,338	1GC246	UCDEAN	(19,530)	(4,595)
4TC091	Perkins Family Memorial Scholarship	242,975		(8,728)	(2,054)	(21,059)	*200,000*	211,134	1GC284	UCDEAN	(8,880)	(2,089)
4TC092	Tappe Fund - Experiential Education	47,480	10,000	(1,162)	(273)	(5,382)	*50,000*	50,662	1GC287	UCDEAN	(2,118)	(498)
4TC093	Carl Dawson Graduate Essay Prize	68,537	20,000	(2,462)	(579)	(8,333)	*80,000*	77,163	1GC286	UCDEAN	(3,221)	(758)
4TC094	Peter S. Fernald Scholarship	89,601	22,457			(10,675)	*110,492*	101,383			(3,509)	(826)
4TC099	Rousseau Scholarship for Education	-	195,000			(21,930)	*195,000*	173,070			(7,273)	(1,711)
4TC101	Norman Study Abroad Fund-COLA	-	50,000			(5,660)	*50,000*	44,340			(1,863)	(438)
4TC102	Tahboub (Lucca) '00 Memorial Scholarship	-	63,955			(8,056)	*63,955*	55,899			(2,349)	(553)
4TC103	Teta E. Moehs Graduate History Fund	-	26,760				*26,760*	26,760				
4TC106	Clark Dissertation Fellowship	-	169,401				*169,401*	169,401				
4TD002	Clarence & Helen Grant Schol	188,593	1,300	(6,735)	(1,585)	(16,453)	*139,570*	165,120	1GD134	UDCHEM	(6,905)	(1,625)
4TD003	Robert E. Houston Jr. Fund	50,743		(911)	(214)	(4,398)	*24,901*	44,093	1GD113	UDPHYS	(927)	(218)
				(911)	(214)				1GD114	UDMATH	(927)	(218)
4TD004	George Taft Memorial Fund	38,311		(1,376)	(324)	(3,320)	*26,665*	33,291	1GD131	UDEE00	(1,400)	(329)
4TD005	Alexander & Allison Amell Mem	83,664	100	(3,004)	(707)	(7,252)	*59,263*	72,802	1GD117	UDCHEM	(3,058)	(719)
4TD006	Michael + Bea Dalton Scholar	175,394	10,000	(6,291)	(1,480)	(16,335)	*129,888*	161,288	1GD128	UDDEAN	(6,783)	(1,596)
4TD007	Dr A.f. Daggett Endowed Fund	132,533	250	(4,761)	(1,120)	(11,517)	*92,203*	115,385	1GD126	UDCHEM	(4,853)	(1,142)
4TD008	George F. & Lina C. Fisher	1,286,700		(46,220)	(10,875)	(111,520)	*946,855*	1,118,085	1GD116	UDEE00	(47,027)	(11,065)
4TD009	Getchell, Edward + Alice Schol	23,484		(844)	(198)	(2,035)	*14,277*	20,407	1GD120	UDDEAN	(858)	(202)
4TD010	Fred Gertrude Howell Student	201,890		(7,252)	(1,706)	(17,498)	*133,572*	175,434	1GD122	UDDEAN	(7,379)	(1,736)
4TD011	Dr. Gloria & Dr. Robert Lyle	417,396		(14,993)	(3,528)	(36,176)	*272,392*	362,698	1GD112	UDCHEM	(15,255)	(3,589)
4TD012	James Leitzel Scholarship Fund	41,055		(1,475)	(347)	(3,558)	*28,173*	35,675	1GD123	UDMATH	(1,500)	(353)
4TD013	Ming/Chen Student Support	73,840	1,000	(2,608)	(614)	(6,406)	*54,879*	65,213	1GD127	UDPHYS	(2,701)	(635)
4TD014	National Prime Users End Schol	43,040		(1,546)	(364)	(3,730)	*26,500*	37,400	1GD121	UDDEAN	(1,573)	(370)
4TD015	John Smith 50 Scholarship Fund	709,895		(25,500)	(6,000)	(61,527)	*529,512*	616,867	1GD125	UDDEAN	(25,945)	(6,105)
4TD016	Woodward Endowment (CEPS)	396,169		(14,231)	(3,348)	(34,336)	*237,695*	344,253	1GD119	UDDEAN	(14,479)	(3,407)
4TD017	Zocchi, John Endowment	271,781		(9,763)	(2,297)	(23,556)	*165,461*	236,166	1GD124	UDDEAN	(9,933)	(2,337)
4TD018	Richard St Onge Mem Schol Fund	156,747		(5,631)	(1,325)	(13,585)	*103,354*	136,207	1GD132	UDPHYS	(5,729)	(1,348)
4TD019	Levine/Benson Technology Schol	195,998		(7,040)	(1,657)	(16,987)	*126,412*	170,314	1GU276	UUFAID	(7,163)	(1,686)
4TD020	Morrison Chemistry Dissertation End	56,488		(2,029)	(477)	(4,896)	*36,050*	49,086	1GD137	UDCHEM	(2,065)	(486)
4TD021	Endowed Fund for Mech Engineering	98,920		(3,553)	(836)	(8,573)	*70,294*	85,957	1GD141	UDME00	(3,615)	(851)
4TD022	Craig West Undergraduate Prof. Dev.	55,677		(2,000)	(471)	(4,826)	*39,000*	48,381	1GD145	UDCHEM	(2,035)	(479)
4TD023	Ogden & Katherine Martyn Endwomnt	51,780		(1,860)	(438)	(4,488)	*38,195*	44,994	1GD160	UDCE00	(1,892)	(445)
4TD024	Weston - SAME Endowed Scholarship	35,196		(1,264)	(297)	(3,050)	*25,000*	30,583	1GD147	UDDEAN	(1,286)	(303)
4TD025	Norman Grover '35 End. Scholarship	106,942		(3,841)	(904)	(9,269)	*78,000*	92,928	1GD148	UDDEAN	(3,909)	(920)
4TD026	Whelen Engineering Co. Scholarship	3,332,219		(119,697)	(28,164)	(288,807)	*2,550,000*	2,895,551	1GD152	UDDEAN	(121,787)	(28,656)
4TD027	Theodore E Meinelt Sr Scholarship	137,751	6,750	(4,902)	(1,153)	(12,679)	*115,349*	125,767	1GD158	UDEE00	(5,225)	(1,229)
4TD028	Phillips Family Fund for Engineerin	166,886	5,000	(5,995)	(1,411)	(14,812)	*130,200*	149,669	1GD157	UDDEAN	(6,099)	(1,435)
4TD029	Philip L Hall Endowed Fund	43,367		(1,558)	(367)	(3,759)	*35,000*	37,684	1GD165	UDME00	(1,585)	(373)
4TD030	Chemistry Undergrad Research Fellow	98,518		(3,539)	(833)	(8,539)	*75,620*	85,608	1GD168	UDCHEM	(3,601)	(847)
4TD031	LaMattina Family Graduate Lecturesh	88,069		(3,164)	(744)	(7,633)	*65,000*	76,528	1GD171	UDCHEM	(3,219)	(757)
4TD032	Hamel Construction Group Scholarshi	448,549		(16,112)	(3,791)	(38,876)	*338,035*	389,769	1GD173	UDCE00	(16,394)	(3,857)
4TD034	Michael S. Blanchette	19,612		(705)	(166)	(1,700)	*12,409*	17,042	1GD221	UDCE00	(717)	(169)
4TD035	Karen Von Damm Memorial Scholarship	154,144		(5,533)	(1,302)	(13,362)	*103,000*	133,947	1GD180	UDESCI	(5,634)	(1,326)
4TD036	CEPS Student Project Fund	107,969		(3,878)	(913)	(9,358)	*70,818*	93,821	1GD182	UDDEAN	(3,946)	(928)
4TD037	M Evans Munroe Lecture Endow/Math	39,837		(1,431)	(337)	(3,453)	*25,100*	34,617	1GD183	UDMATH	(1,456)	(343)
4TD038	Dorothy Kittredge Memorial Fund	30,973		(1,113)	(262)	(2,685)	*18,501*	26,915	1GD186	UDDEAN	(1,132)	(266)
4TD039	James D Morrison Early Career Award	864,473		(31,053)	(7,307)	(74,925)	*542,592*	751,189	1GD187	UDCHEM	(31,595)	(7,434)
4TD040	Mary Papastavros '60 Chem Fund	37,944		(1,363)	(321)	(3,289)	*25,150*	32,972	1GD190	UDCHEM	(1,387)	(326)
4TD041	Cole '76 & Bemis '79 '89 Scholarshp	257,461		(9,248)	(2,176)	(22,314)	*200,916*	223,722	1GD192	UDDEAN	(9,410)	(2,214)
4TD042	Gregory Jansen '81 Field Studies Fn	55,152		(1,981)	(466)	(4,780)	*40,000*	47,925	1GD188	UDESCI	(2,016)	(474)
4TD043	K.Von Damm Student Research Oppor.	146,049		(5,246)	(1,234)	(12,658)	*100,150*	126,910	1GD195	UDESCI	(5,338)	(1,256)
4TD044	Charles M:son Gewertz Scholarship	361,974	2,388	(9,443)	(2,222)	(31,993)	*328,057*	320,704	1GD191	UDEE00	(13,392)	(3,151)

UNIVERSITY OF NEW HAMPSHIRE FOUNDATION, INC.
DETAILED STATEMENT OF CHANGES IN ENDOWMENT AND SIMILAR FUNDS
WITH ADDITIONAL INFORMATION ON DISTRIBUTIONS
FOR THE YEAR ENDED JUNE 30, 2022

FUND	FUND NAME	MARKET VALUE 6/30/2021	NET ADDITIONS GIFTS & TRANSFERS	FY22 DISTRIBUTION PURPOSE	FY22 DISTRIBUTION MGMT FEE	FY22 MARKET APPRECIATION	*BOOK VALUE 6/30/2022*	MARKET VALUE 6/30/2022	FY22 PAYOUT FUND	FY22 PAYOUT ORG	FY23 DISTRIBUTION PURPOSE	FY23 DISTRIBUTION MGMT FEE
4TD045	Karen Von Damm Faculty Excellence	133,662		(4,801)	(1,130)	(11,585)	*101,343*	116,146	1GD203	UDDEAN	(4,885)	(1,149)
4TD046	Dr. George Wildman '57 Scholarship	260,580	18,777	(9,366)	(2,204)	(24,830)	*222,714*	242,956	1GD197	UDDEAN	(10,196)	(2,399)
4TD047	Peter & Paula Vosotas Family Schol	240,054		(8,623)	(2,029)	(20,806)	*192,000*	208,596	1GD198	UDDEAN	(8,774)	(2,064)
4TD048	Prof. James M.E. Harper Fellowship	338,060		(10,332)	(2,431)	(29,536)	*258,773*	295,761	1GD200	UDPHYS	(12,438)	(2,927)
4TD049	Joe & Nancy Paterno Endowed Schol.	212,542		(7,635)	(1,796)	(18,421)	*156,500*	184,689	1GD207	UDDEAN	(7,768)	(1,828)
4TD050	J Smith '50 CEPS Student Project Fu	337,608		(12,127)	(2,854)	(29,261)	*255,965*	293,366	1GD212	UDDEAN	(12,339)	(2,903)
4TD051	Lambert Chemistry Fellowship Fund	124,398		(4,469)	(1,051)	(10,782)	*101,064*	108,097	1GD226	UDCHEM	(4,547)	(1,070)
4TD052	Dinesh Thakur Schol-Bioengineering	120,629		(4,333)	(1,020)	(10,455)	*100,000*	104,821	1GD213	UDDEAN	(4,409)	(1,037)
4TD053	Christopher Kelley Memorial Schol.	64,712		(2,325)	(547)	(5,609)	*50,000*	56,232	1GD214	UDCE00	(2,365)	(556)
4TD054	Diamond Casting & Machine Scholsh	400,714		(14,394)	(3,387)	(34,730)	*330,000*	348,203	1GD219	UDME00	(14,645)	(3,446)
4TD055	Anderson '56 Chemical Eng. Schol.	61,544		(2,211)	(520)	(5,334)	*50,000*	53,479	1GD224	UDDEAN	(2,249)	(529)
4TD057	Pushpa Desai Patel Memorial Fund	67,951		(2,441)	(574)	(5,889)	*54,820*	59,046	1GD223	UDPHYS	(2,483)	(584)
4TD058	Lambert-Edwards Chemistry Fellowshp	142,629		(5,123)	(1,206)	(12,362)	*120,100*	123,938	1GD225	UDCHEM	(5,213)	(1,227)
4TD059	Geokon Civil Engineering Scholarshp	61,986		(2,227)	(524)	(5,372)	*50,000*	53,863	1GD222	UDDEAN	(2,265)	(533)
4TD060	Dane '77 Scholarship Fund	5,521	(5,521)			0	*0.00*	0.00				
4TD061	Skliutas Family Endowment	142,611	35,237	(4,767)	(1,122)	(15,904)	*153,203*	156,055	1GD230	UDCHEM	(6,126)	(1,441)
4TD062	Prof. N. Chasteen Graduate Fellows	168,219	3,900	(6,015)	(1,415)	(15,029)	*140,983*	149,661	1GD231	UDCHEM	(6,279)	(1,477)
4TD063	Gary R. Weisman Scholarship	64,784		(2,327)	(548)	(5,615)	*50,493*	56,295	1GD238	UDDEAN	(2,368)	(557)
4TD064	Hubbell Engineering Scholarship	264,097	45,000	(9,504)	(2,236)	(26,018)	*270,000*	271,339	1GU436	UUFAID	(9,652)	(2,271)
4TD066	Twaddle Meritorious Scholarship	396,045		(13,939)	(3,280)	(34,363)	*352,275*	344,463	1GD239	UDDEAN	(14,488)	(3,409)
4TD067	Kingsbury Sisters Scholarship	71,644	10,000	(2,214)	(521)	(6,256)	*70,000*	72,652	1GD247	UDME00	(2,635)	(620)
4TD068	Rudy Seitz Scholarship	67,723		(2,433)	(572)	(5,870)	*59,574*	58,849	1GD240	UDCHEM	(2,475)	(582)
4TD069	Bothner Earth Sciences Field Trips	97,654	5,226	(3,292)	(775)	(8,849)	*87,194*	89,964	1GD189	UDESCI	(3,580)	(842)
4TD070	Lange & Rainville Math Scholarship	58,744		(1,463)	(344)	(5,176)	*51,000*	51,762	1GD248	UDDEAN	(2,177)	(512)
4TD073	Lamattina Organic Chemistry Fellowship	98,119	46,780			(14,559)	*143,064*	130,339			(5,423)	(1,276)
4TD074	Norbert Valverde 98 PhD Scholarship	50,004				(4,537)	*50,004*	45,467			(1,911)	(450)
4TD075	Newton Civil Engineering Scholarship	-	20,404			(2,441)	*20,404*	17,963			(731)	(172)
4TD076	Davis Scholarship Fund	-	50,000			(5,440)	*50,000*	44,560				
4TD077	Robert R. Bussiere 59 Scholarship	-	50,017			(6,050)	*50,017*	43,967			(1,792)	(422)
4TD080	Kinner Environmental Engineering Fund	-	15,507			(889)	*15,507*	14,618				
4TE001	Hamel Center for Undergraduate Rese	10,824,711	22,495	(388,841)	(91,493)	(939,984)	*7,202,869*	9,426,887	1GA093	UAPROV	(396,162)	(93,215)
4TE002	Reginald Atkins Chair	3,478,117		(124,938)	(29,398)	(301,452)	*1,573,373*	3,022,330	1GE037	UEWBSC	(127,119)	(29,910)
4TE003	Mckerley Chair Health Economic	2,284,158		(82,050)	(19,306)	(197,970)	*1,503,979*	1,984,832	1GA057	UAPROV	(83,482)	(19,643)
4TE004	S. Melvin Rines Fund	219,808		(7,896)	(1,858)	(19,051)	*141,299*	191,004	1GE036	UEDEAN	(8,034)	(1,890)
4TE005	Gardner Wales Scholarship Fund	14,296		(514)	(121)	(1,239)	*10,000*	12,422	1GE040	UEWBSC	(522)	(123)
4TE006	Nelson Fund for Business Innovation	117,044		(4,204)	(989)	(10,144)	*75,000*	101,706	1GE043	UEDEAN	(4,278)	(1,007)
4TE007	Jeffrey Castro Memorial	15,064		(541)	(127)	(1,306)	*10,020*	13,090	1GE047	UEDEAN	(551)	(130)
4TE008	Mary Gillespie Graduate Scholarship	74,860		(2,689)	(633)	(6,488)	*55,772*	65,050	1GE062	UEDEAN	(2,736)	(644)
4TE009	UNH Hospitality Mgmnt Student Dev	162,118	719	(5,814)	(1,368)	(14,126)	*122,172*	141,529	1GE061	UEHMGT	(5,945)	(1,399)
4TE010	Dwayne Wrightsman Prof. / Finance	371,962		(13,361)	(3,144)	(32,238)	*288,145*	323,219	1GE060	UEDEAN	(13,595)	(3,199)
4TE011	UNH Hospitality Mgmnt Faculty Dev.	112,168	333	(4,029)	(948)	(9,764)	*84,024*	97,761	1GE070	UEHMGT	(4,112)	(967)
4TE012	UNH Hosp Mgmt Int Stud Diversity	125,365		(4,503)	(1,060)	(10,865)	*93,645*	108,936	1GE080	UEHMGT	(4,582)	(1,078)
4TE013	UNH Hospitality InitiativesFund	115,820	1,338	(4,124)	(970)	(10,085)	*86,746*	101,978	1GE071	UEHMGT	(4,247)	(999)
4TE014	Albin Entrepreneurship Fund	1,090,584		(39,175)	(9,218)	(94,522)	*807,554*	947,670	1GE026	UEWBSC	(39,859)	(9,379)
4TE015	Jude Blake '77 Schol-Business Admin	98,705		(3,546)	(834)	(8,555)	*74,500*	85,770	1GE064	UEDEAN	(3,608)	(849)
4TE016	Nassikas Fund for Hospitality Educ	34,307		(1,232)	(290)	(2,973)	*28,000*	29,812	1GE066	UEHMGT	(1,254)	(295)
4TE017	Rhoda Hogan Endowed Scholarship Fun	299,044		(10,742)	(2,528)	(25,918)	*251,440*	259,856	1GE072	UEDEAN	(10,930)	(2,572)
4TE018	J Bonnie Newman Endowed Scholarship	52,239		(1,876)	(442)	(4,528)	*40,000*	45,393	1GE041	UEWBSC	(1,909)	(449)
4TE019	Lai Family Foundation Scholarship	56,417		(2,027)	(477)	(4,890)	*38,000*	49,024	1GE086	UEDEAN	(2,062)	(485)
4TE020	Joseph '79 & Marcia H Carter Schol	35,916		(1,290)	(304)	(3,113)	*25,000*	31,210	1GE076	UEDEAN	(1,313)	(309)
4TE021	Scott Dionne Grad Fellowship/Acctng	44,792		(1,609)	(379)	(3,882)	*30,000*	38,922	1GE081	UEMSAC	(1,637)	(385)
4TE022	Carlton L. Reed Scholarship Fund	56,987		(2,047)	(482)	(4,939)	*38,209*	49,519	1GE087	UEDEAN	(2,083)	(490)
4TE023	James E. Freeman Scholarship Fund	56,987		(2,047)	(482)	(4,939)	*38,209*	49,519	1GE088	UEMKTG	(2,083)	(490)
4TE024	Todd Huntington Crockett Scholarshp	150,361	1,200	(5,401)	(1,271)	(13,176)	*112,123*	131,714	1GE085	UEDEAN	(5,538)	(1,303)
4TE025	J. Durocher Hosp. Mgmnt Scholarship	83,749	4,076	(2,928)	(689)	(7,684)	*65,911*	76,525	1GE104	UEHMGT	(3,112)	(732)
4TE027	Dougherty Lectures in Hospitality	132,715		(4,767)	(1,122)	(11,503)	*103,900*	115,323	1GU417	UUFAID	(4,850)	(1,141)
4TE028	Daniel A. Raizes Scholarship Fund	83,245		(2,990)	(704)	(7,215)	*68,922*	72,336	1GE101	UEDEAN	(3,042)	(716)

UNIVERSITY OF NEW HAMPSHIRE FOUNDATION, INC.
DETAILED STATEMENT OF CHANGES IN ENDOWMENT AND SIMILAR FUNDS
WITH ADDITIONAL INFORMATION ON DISTRIBUTIONS
FOR THE YEAR ENDED JUNE 30, 2022

FUND	FUND NAME	MARKET VALUE 6/30/2021	NET ADDITIONS GIFTS & TRANSFERS	FY22 DISTRIBUTION PURPOSE	FY22 DISTRIBUTION MGMT FEE	FY22 MARKET APPRECIATION	*BOOK VALUE 6/30/2022*	MARKET VALUE 6/30/2022	FY22 PAYOUT FUND	FY22 PAYOUT ORG	FY23 DISTRIBUTION PURPOSE	FY23 DISTRIBUTION MGMT FEE
4TE030	Goodwin Family Scholarship Fund	52,091	17,500	(1,781)	(419)	(6,663)	*60,000*	60,728	1GE116	UEHMGT	(2,540)	(598)
4TE031	Paul & Marianne Houghton Scholarshp	125,427		(4,505)	(1,060)	(10,871)	*97,963*	108,991	1GE122	UEDEAN	(4,584)	(1,079)
4TE032	PAUL-Bernard Runser '63 Scholarship	184,207	25,000	(6,617)	(1,557)	(19,115)	*175,000*	181,919	1GE123	UEDEAN	(7,651)	(1,800)
4TE033	Stewart Family Scholarship-PaulColl	59,546	1,015	(2,139)	(503)	(5,226)	*51,600*	52,693	1GU440	UUFAID	(2,176)	(512)
4TE034	Elizabeth Bogan Economics Prize	94,679	20,000	(2,655)	(625)	(10,479)	*100,000*	100,921	1GE022	UEDEAN	(3,494)	(822)
4TE035	Sorensen Social Innovation Interns	60,996		(1,822)	(429)	(5,491)	*51,578*	53,254	1GE136	UEDEAN	(2,240)	(527)
4TE036	Goodridge Kopp Schol for Excellence	68,874	868	(2,422)	(570)	(6,087)	*58,910*	60,662	1GE135	UEDEAN	(2,551)	(600)
4TE037	Emily Knarr Graduate Accounting Sch	155,688		(3,545)	(834)	(14,628)	*135,000*	136,681	1GE133	UEMSAC	(5,747)	(1,352)
4TE038	Knarr Scholarship for Excellence	134,829		(3,757)	(884)	(11,827)	*115,000*	118,362	1GE115	UEDEAN	(4,977)	(1,171)
4TE039	Hurley Endowment for Women Leaders	21,846	10,000	(426)	(100)	(2,092)	*30,000*	29,228	1GE141	UEDEAN	(808)	(190)
4TE040	Bernard Grochmal Jr '64 Scholarship	3,559,857		(105,000)		(314,121)	*2,683,271*	3,140,736	1GE137	UEDEAN	(145,000)	
4TE041	John '82 & K Turner Internships	46,960	30,000	(1,687)	(397)	(7,149)	*70,000*	67,727	1GE142	UEDACP	(2,463)	(580)
4TE043	Bill Wetzel Scholarship Fund	-	25,430			(3,338)	*25,430*	22,092			(896)	(211)
4TE044	Tom and Tanya Hayes Scholarship	-	111,678	(2,216)	(521)	(11,006)	*100,000*	97,935			(4,118)	(969)
4TE046	Shiva and Elizabeth Nanda Fund	-	248,324			(32,911)	*248,324*	215,413			(8,897)	(2,093)
4TE047	Deborah Merrill-Sands Scholarship	-	201,864			(14,665)	*201,864*	187,199				
4TE048	McIntosh Family Scholarship Fund	-	100,000				*100,000*	100,000				
4TF001	Marianna R. and John A. Grimes	218,353		(7,843)	(1,846)	(18,925)	*120,142*	189,739	1GF045	UFDEAN	(7,980)	(1,878)
4TF002	Dakin Family Scholarship Fund	20,102		(722)	(170)	(1,742)	*10,509*	17,468	1GF046	UFFS00	(735)	(173)
4TF003	Norman Goroff Social Work Fund	110,371	15	(3,963)	(932)	(9,568)	*78,544*	95,923	1GF041	UFSW00	(4,035)	(949)
4TF004	England Endowed Fund	489,740		(17,329)	(4,078)	(42,480)	*326,961*	425,852	1GF063	UFDEAN	(17,911)	(4,214)
4TF005	Steelman Public Svc Program	185,597		(6,667)	(1,569)	(16,086)	*110,591*	161,276	1GF023	UFDEAN	(6,783)	(1,596)
4TF006	Evelyn N Jardine Endowed Schol	26,635	17,851	(957)	(225)	(4,557)	*35,554*	38,747	1GB135	UBMCBS	(1,629)	(383)
4TF008	Pamela Low Scholarship Fund	181,776		(6,530)	(1,536)	(15,755)	*104,695*	157,955	1GB136	UBMCBS	(6,644)	(1,563)
4TF009	Occupational Therapy Endowment	27,971		(1,005)	(236)	(2,424)	*15,245*	24,305	1GF040	UFOT00	(1,022)	(241)
4TF010	Dean Roger A Ritvo Award Fund	24,658	11	(886)	(208)	(2,138)	*15,236*	21,437	1GF042	UFDEAN	(901)	(212)
4TF011	Sackett Professorship	175,166		(6,292)	(1,481)	(15,182)	*102,287*	152,212	1GF037	UFDEAN	(6,402)	(1,506)
4TF012	Nathan J Loomis Endowed Fund	3,763		(135)	(32)	(326)	*1,803*	3,269	1GF028	UFRMNE	(138)	(32)
4TF013	Kendall Endowed Fund	68,166		(2,449)	(576)	(5,908)	*51,322*	59,233	1GF076	UFDEAN	(2,491)	(586)
4TF015	Keough Northeast Passage Fund	69,743		(2,505)	(589)	(6,045)	*47,676*	60,603	1GF056	UFRMNE	(2,549)	(600)
4TF016	Maureen Neistadt Scholarship Fund	91,106	1,289	(3,225)	(759)	(7,981)	*63,322*	80,429	1GF051	UFOT00	(3,344)	(787)
4TF017	Pauline Soukaris Memorial Scholarsh	52,597	432	(1,883)	(443)	(4,599)	*38,497*	46,104	1GF067	UFSW00	(1,930)	(454)
4TF018	Stephany Marchut Lavallee Nursing S	105,072	5,000	(3,776)	(889)	(9,705)	*85,425*	95,703	1GU339	UUFAID	(4,019)	(946)
4TF019	Brooks-Lord Nursing Scholarship Fun	94,937		(3,410)	(802)	(8,228)	*72,363*	82,496	1GF070	UFNURS	(3,470)	(816)
4TF020	Claire & Henry Grady Schol-Diversit	64,677		(2,323)	(547)	(5,606)	*51,088*	56,201	1GU332	UUFAID	(2,364)	(556)
4TF021	Ann Manchester Kelley Schol-Nursing	72,685	2,661	(2,572)	(605)	(6,466)	*54,472*	65,703	1GF075	UFNURS	(2,669)	(628)
4TF022	Chace '11 Fund for Athlete Develpmt	100,593		(3,613)	(850)	(8,719)	*75,394*	87,411	1GF089	UFRMNE	(3,677)	(865)
4TF023	John Smith '50 Northeast Passage Fn	427,427		(15,354)	(3,613)	(37,046)	*324,090*	371,415	1GF096	UFRMNE	(15,622)	(3,676)
4TF024	Talbot 54 Occupational Therapy Fund	768,671		(27,612)	(6,497)	(66,622)	*608,023*	667,941	1GF136	UFOT00	(28,094)	(6,610)
4TF025	Anna Catherine Clark Schol - CHHS	30,157		(1,083)	(255)	(2,614)	*25,000*	26,205	1GF097	UFDEAN	(1,102)	(259)
4TF026	Dinesh Thakur Schl-Health Analytics	120,629		(4,333)	(1,020)	(10,455)	*100,000*	104,821	1GF098	UFDEAN	(4,409)	(1,037)
4TF028	Sharon B. Murphy Scholarship	60,878		(2,187)	(515)	(5,276)	*49,674*	52,901	1GF103	UFDEAN	(2,225)	(524)
4TF029	Robert A. Aurilio Scholarship Fund	609,024		(21,877)	(5,148)	(52,785)	*490,385*	529,215	1GF109	UFDEAN	(22,259)	(5,237)
4TF030	Ned Helms Scholarship Fund	65,839	580	(2,365)	(556)	(5,729)	*53,098*	57,768	1GF116	UFDEAN	(2,406)	(566)
4TF031	Beth Stewart Memorial Fund	87,288	16,160	(3,069)	(722)	(8,659)	*86,525*	90,999	1GF111	UFDEAN	(3,243)	(763)
4TF032	Gravink Family Fund	64,714		(2,251)	(530)	(5,647)	*56,424*	56,286	1GF118	UFRMNE	(2,367)	(557)
4TF033	Huntington Nursing Scholarship	115,565	12,847	(4,126)	(971)	(11,422)	*109,758*	111,893	1GF127	UFNURS	(4,613)	(1,086)
4TF035	Neil Vroman Student Engagement Awrd	90,769	450	(3,226)	(759)	(7,915)	*75,299*	79,320	1GF124	UFKINE	(3,354)	(789)
4TF037	DR. L. R. Bergeron '73 Scholarship	110,550	749	(3,954)	(930)	(9,634)	*92,782*	96,781	1GF126	UFSW00	(4,049)	(953)
4TF038	Dr David & Kendra Pratt Scholarship	10,388	10,053			(2,040)	*20,053*	18,401			(397)	(93)
4TF039	Dallaire O.T. Scholarship	25,000	28,250			(2,637)	*53,250*	50,613			(1,055)	(248)
4TF040	Rousseau Scholarship for OT	-	195,000			(21,930)	*195,000*	173,070			(7,273)	(1,711)
4TF042	Stebbins Scholarship Fund	-	94,624	(3,223)	(758)	(8,293)	*73,375*	82,350	1GU364	UUFAID	(3,278)	(771)
4TF043	Sharyn Zunz Scholarship Fund	-	25,000				*25,000*	25,000				
4TG001	Dr Alexander Teaching Exc Fund	913,263		(32,805)	(7,719)	(79,153)	*599,325*	793,585	1GALEX	UAPROV	(33,378)	(7,854)
4TG003	UNH Tolerance Program Fund	328,255	500	(11,773)	(2,770)	(28,512)	*175,998*	285,700	1GG184	UGDIVR	(12,016)	(2,827)
4TG006	Dr. Robert A. & Ann P. Chase	166,256		(5,972)	(1,405)	(14,410)	*108,426*	144,469	1GA153	UAPROV	(6,076)	(1,430)

UNIVERSITY OF NEW HAMPSHIRE FOUNDATION, INC.
DETAILED STATEMENT OF CHANGES IN ENDOWMENT AND SIMILAR FUNDS
WITH ADDITIONAL INFORMATION ON DISTRIBUTIONS
FOR THE YEAR ENDED JUNE 30, 2022

FUND	FUND NAME	MARKET VALUE 6/30/2021	NET ADDITIONS GIFTS & TRANSFERS	FY22 DISTRIBUTION PURPOSE	FY22 DISTRIBUTION MGMT FEE	FY22 MARKET APPRECIATION	*BOOK VALUE 6/30/2022*	MARKET VALUE 6/30/2022	FY22 PAYOUT FUND	FY22 PAYOUT ORG	FY23 DISTRIBUTION PURPOSE	FY23 DISTRIBUTION MGMT FEE
4TG007	Class of 1953 Endowed Scholarship	412,299	7,500	(14,629)	(3,442)	(36,245)	*280,581*	365,483	1GU278	UUFAID	(15,077)	(3,548)
4TG011	Joseph Phalen Fund	40,832	2,050	(1,463)	(344)	(3,806)	*25,007*	37,269	1GA290	UACARS	(1,564)	(368)
4TG013	Paul International Research Fund	67,917		(2,440)	(574)	(5,886)	*41,981*	59,017	1GA066	UAIROP	(2,482)	(584)
4TG020	Noonan International Research Fund	787,759		(28,297)	(6,658)	(68,276)	*500,000*	684,528	1GA076	UAIROP	(28,791)	(6,774)
4TG023	William Spaulding Endowed Fund	143,272		(1,715)	(404)	(12,415)	*106,005*	124,497	1GZ027	UZMSSH	(1,745)	(411)
				(1,715)	(404)				1GZ028	UZMSJL	(1,745)	(411)
				(572)	(136)				9G0009	YCFA10	(582)	(137)
				(572)	(136)				9G0010	YCFA10	(582)	(137)
				(572)	(136)				9G0011	YCFA10	(582)	(137)
4TG024	Winch Endowed Fund-Alumni Assoc	65,380		(2,349)	(553)	(5,667)	*50,217*	56,812	1GG164	UGAADM	(2,390)	(562)
4TG026	David Ellsworth Davis NH Scholarshp	68,661		(2,466)	(580)	(5,951)	*50,000*	59,663	1GG174	UGAADM	(2,509)	(590)
4TG027	RGSCP Fund for St. Anselm College	2,939,114		(97,290)	(22,883)	(255,816)	*2,157,521*	2,563,125	4GG124	FGFUNH	(107,798)	(25,364)
4TG030	Wanda Mitchell Diversity Initiative	54	1,000			(5)	*1,050*	1,049				
4TH411	UNHL General Scholarship Endowmt Fd	83,055		(2,983)	(702)	(7,198)	*58,209*	72,171	1GH411	UHA601	(3,036)	(714)
4TH412	Baer Family Patent Schol Endowmt Fd	45,851	1,745	(1,636)	(385)	(4,159)	*33,081*	41,416	1GH412	UHA601	(1,731)	(407)
4TH413	Stanley M. Brown Scholarship Fund	56,044		(2,013)	(474)	(4,857)	*38,500*	48,700	1GH413	UHA601	(2,048)	(482)
4TH414	UNHL Fac & Staff Scholarship Fund	38,045		(1,367)	(322)	(3,297)	*26,403*	33,059	1GH414	UHA601	(1,390)	(327)
4TH415	Bruce E. Friedman Scholarship Fund	124,232	11,846	(4,327)	(1,018)	(11,633)	*103,840*	119,100	1GH415	UHA601	(4,741)	(1,116)
4TH416	Winnie McLaughlin Scholarship Fund	141,262	2,280	(5,007)	(1,178)	(12,518)	*108,434*	124,838	1GH416	UHA601	(5,245)	(1,234)
4TH417	UNH Law Scholarship for Minorities	232,694		(8,359)	(1,967)	(20,170)	*151,000*	202,198	1GH417	UHA601	(8,505)	(2,001)
4TH418	Robert J. O'Connell Scholarship Fd	94,413	3,000	(3,391)	(798)	(8,542)	*79,200*	84,682	1GH418	UHA601	(3,558)	(837)
4TH419	Doris M. Rapee Memorial Schol Fund	46,925	100	(1,678)	(395)	(4,080)	*31,678*	40,872	1GH419	UHA601	(1,719)	(404)
4TH422	Slutsky Family Scholarship Endow Fd	12,050		(433)	(102)	(1,044)	*7,130*	10,471	1GH422	UHA601	(440)	(104)
4TH423	Gordon & Nancy Smith Scholarship Fd	94,145		(3,423)	(805)	(8,154)	*75,000*	81,762	1GH423	UHA601	(3,439)	(809)
4TH424	Douglas Wood Chairman's Schol Fund	1,089,655		(39,142)	(9,210)	(94,442)	*794,944*	946,862	1GH424	UHA601	(39,825)	(9,371)
4TH442	Elder Law&Patient Rights Endowmt Fd	75,120		(2,698)	(635)	(6,511)	*44,317*	65,276	1GH442	UHD211	(2,745)	(646)
4TH443	Robert M. Viles Fellowship Endow Fd	163,311	580	(5,866)	(1,380)	(14,225)	*102,573*	142,420	1GH443	UHD211	(5,990)	(1,409)
4TH461	Nedved Commencement Award Endow Fd	70,386		(2,446)	(576)	(6,111)	*45,500*	61,253	1GH461	UHD411	(2,576)	(606)
4TH462	The Yacos Prize Endowment Fund	53,710		(1,929)	(454)	(4,655)	*32,137*	46,672	1GH462	UHD411	(1,963)	(462)
4TH471	Alison Howland Curelop Hayward Fund	665,603		(23,103)	(5,436)	(57,793)	*401,785*	579,270	1LH071	UHD211	(24,363)	(5,733)
4TH472	Fleisher Family Endowment Fund	28,444		(987)	(232)	(2,470)	*15,000*	24,754	1LH072	UHD211	(1,041)	(245)
4TH473	Phillips Green Defender Endowmnt Fd	111,092		(3,856)	(907)	(9,646)	*66,150*	96,682	1LH073	UHD211	(4,066)	(957)
4TH474	Bill Phinney Endowment Fund	312,112		(11,211)	(2,638)	(27,051)	*203,383*	271,212	1LH074	UHD211	(11,407)	(2,684)
4TH475	Wayne B. Hersher Graduation Award	35,914		(1,290)	(304)	(3,113)	*30,005*	31,208	1GH475	UHD411	(1,313)	(309)
4TH481	Morton E. Goulder Endowed Chair Fd	1,376,059		(49,430)	(11,631)	(119,265)	*1,001,517*	1,195,735	1GH481	UHA111	(50,293)	(11,834)
4TH483	1976 Trailblazers Scholarship	-	128,736			(10,609)	*128,736*	118,127			(3,177)	(748)
4TH484	UNHL Class of 1994 Scholarship Fund	-	57,571			(6,622)	*57,571*	50,949			(1,931)	(454)
4TH485	Jia Luo Monts Family Scholarship	-	50,000			(3,244)	*50,000*	46,756				
4TH486	Prof. Marcus B. Scholarship Fund	-	51,214				*51,214*	51,214				
4TH520	UNHL Operations True Endowment Fund	61,485		(2,209)	(520)	(5,329)	*43,799*	53,427	1GH520	UHF530	(2,247)	(529)
4TJ001	Donald F Harley Scholarship Fund	218,676	100	(7,675)	(1,806)	(19,059)	*152,869*	190,235	1GJ097	UUFAID	(7,997)	(1,882)
4TL001	Edmund Miller Library Fund	415,308		(14,918)	(3,510)	(35,995)	*286,503*	360,884	1GL048	ULLBKS	(15,179)	(3,571)
4TL002	Class of '47 Endowed Fund	310,411		(11,114)	(2,615)	(26,924)	*217,167*	269,757	1GL042	ULLADM	(11,346)	(2,670)
4TL003	Class of 1955 Dimond Library Endow	177,030	450	(6,352)	(1,495)	(15,395)	*122,343*	154,238	1GL043	ULLADM	(6,479)	(1,525)
4TL004	E Ruth Buxton Stephenson Fund	29,392	100	(1,056)	(248)	(2,559)	*21,240*	25,628	1GL044	ULLBKS	(1,078)	(254)
4TL005	Charlotte K. Anderson Endowment	39,191		(1,408)	(331)	(3,397)	*25,000*	34,055	1GL053	ULLBKS	(1,432)	(337)
4TL006	Collins Fund for Digital Collection	107,644		(3,867)	(910)	(9,330)	*74,571*	93,537	1GL054	ULLADM	(3,934)	(926)
4TL007	Prescott Family Fund	50,569		(1,635)	(385)	(4,406)	*33,000*	44,142	1GL057	ULSPEC	(464)	(109)
											(1,392)	(328)
4TL008	Dunleavy Fund / Special Collections	134,690		(4,838)	(1,138)	(11,674)	*93,536*	117,039	1GL047	ULSPEC	(4,923)	(1,158)
4TL009	Hood '56 & '59 Endowed Fnd-Library	108,982	206	(3,226)	(759)	(9,837)	*85,422*	95,366	1GL066	ULLADM	(4,002)	(942)
4TL010	Murray Library Collections Endowmen	83,808	5,000	(3,012)	(709)	(7,623)	*72,270*	77,466	1GL059	ULLBKS	(3,170)	(746)
4TL012	Cohen Fund for Collection Develpmnt	204,891		(7,360)	(1,732)	(17,758)	*152,627*	178,041	1GL068	ULLBKS	(7,488)	(1,762)
4TL013	Proper Fund for Special Collections	185,267		(6,655)	(1,566)	(16,057)	*150,701*	160,989	1GL070	ULSPEC	(6,771)	(1,593)
4TL014	Nobel K. Peterson Library Fund	167,087		(6,002)	(1,412)	(14,482)	*131,837*	145,191	1GL078	ULLADM	(6,107)	(1,437)
4TL015	Thomas A & Sally Zyla Addison Fund	2,157,552		(77,502)	(18,236)	(186,997)	*1,819,547*	1,874,817	1GL075	ULLADM	(78,855)	(18,554)
4TL016	Marjorie Janetos Memorial Fund	127,205		(4,569)	(1,075)	(11,025)	*100,000*	110,536	1GL079	ULLADM	(4,649)	(1,094)

UNIVERSITY OF NEW HAMPSHIRE FOUNDATION, INC.
DETAILED STATEMENT OF CHANGES IN ENDOWMENT AND SIMILAR FUNDS
WITH ADDITIONAL INFORMATION ON DISTRIBUTIONS
FOR THE YEAR ENDED JUNE 30, 2022

FUND	FUND NAME	MARKET VALUE 6/30/2021	NET ADDITIONS GIFTS & TRANSFERS	FY22 DISTRIBUTION PURPOSE	FY22 DISTRIBUTION MGMT FEE	FY22 MARKET APPRECIATION	*BOOK VALUE 6/30/2022*	MARKET VALUE 6/30/2022	FY22 PAYOUT FUND	FY22 PAYOUT ORG	FY23 DISTRIBUTION PURPOSE	FY23 DISTRIBUTION MGMT FEE
4TM001	James Diamantis Scholarship Fund	58,479	500	(2,104)	(495)	(5,100)	*50,500*	51,279	1GM133	UMDEAN	(2,137)	(503)
4TM002	Jaye Gibson Duffy Scholarship	66,415	1,000	(2,386)	(561)	(5,821)	*55,485*	58,647	1GM136	UMDEAN	(2,427)	(571)
4TR001	Doris Child Reney Armbrust Fun	52,907		(1,900)	(447)	(4,586)	*25,002*	45,974	1GZ015	UZMSAD	(1,934)	(455)
4TR002	Hubbard Marine Program Endowed	18,335,694		(606,944)	(142,757)	(1,595,913)	*10,420,467*	15,990,081	1GZHUB	UZMSAD	(672,498)	(158,235)
4TR003	Marine Program Endowment	25,985		(933)	(220)	(2,252)	*13,079*	22,580	1GZ016	UZMSAD	(950)	(223)
4TR004	Dr. Marjorie A. Parsons Fund	50,883	250	(1,828)	(430)	(4,440)	*25,912*	44,435	1GZ014	UZMSAD	(1,869)	(440)
4TR005	Jean + Carmen Ragonese Fund	57,118		(2,052)	(483)	(4,950)	*30,232*	49,633	1GZ018	UZMSAD	(2,088)	(491)
4TR006	Shoals Marine Lab Endowment	249,306		(8,955)	(2,107)	(21,608)	*151,139*	216,636	1GZ017	UZMSAD	(9,112)	(2,144)
4TR007	John & Katharyn Williams Scholarshi	47,381		(1,702)	(400)	(4,107)	*25,000*	41,172	1GU284	UUFAID	(1,732)	(407)
4TR008	Robert & Doris Tuttle Endowed Fund	903,790		(32,465)	(7,639)	(78,332)	*637,914*	785,354	1GZ023	UZMSSH	(33,032)	(7,772)
4TR011	Anderson Family Fund-Marine Progrm	30,881		(1,109)	(261)	(2,677)	*24,846*	26,834	1GZ032	UZMSAD	(1,129)	(266)
4TR012	Chase '58-Excellence in Marine Scie	64,180		(2,305)	(542)	(5,563)	*50,000*	55,770	1GZ031	UZMSAD	(2,346)	(552)
4TR013	Maurice Prize For Innovation	192,663		(6,921)	(1,628)	(16,698)	*150,000*	167,415	1GR036	URRIPM	(7,041)	(1,657)
4TR014	E. Friedlander 88 Entrepreneurship	119,253	3,813	(3,620)	(851)	(10,753)	*115,697*	107,841	1GR045	URRIPM	(4,437)	(1,044)
4TS001	Bellevance Hockey Scholarship	202,363		(7,269)	(1,710)	(17,539)	*137,361*	175,844	1GS100	USMHCY	(7,396)	(1,740)
4TS002	Bellevance Football Scholarshi	202,391		(7,270)	(1,711)	(17,541)	*137,361*	175,869	1GS101	USMFTB	(7,397)	(1,740)
4TS003	Kenneth & Mary Grant Scholarsh	70,612		(2,536)	(597)	(6,120)	*50,000*	61,359	1GS099	USAADM	(2,581)	(607)
4TS004	Reginald F. Atkins Scholarship	6,768,604		(243,136)	(57,209)	(586,642)	*3,504,222*	5,881,617	1GS076	USAADM	(247,381)	(58,207)
4TS005	Jane Blalock Athletic Scholar	55,182		(1,982)	(466)	(4,783)	*28,927*	47,951	1GS080	USAADM	(2,017)	(475)
4TS006	K Beckingham Scholarship Fund	152,377		(5,474)	(1,288)	(13,207)	*100,000*	132,409	1GS092	USAADM	(5,569)	(1,310)
4TS007	Dickson Scholarship & Spirit Award	186,168		(6,687)	(1,574)	(16,135)	*124,559*	161,772	1GS084	USMFTB	(6,804)	(1,601)
4TS008	UNH Ski Team Alpine Scholarship	47,510		(1,707)	(402)	(4,118)	*34,800*	41,285	1GS090	USCSKI	(1,736)	(409)
4TS009	Fish 58 Football Scholarship	133,884		(4,809)	(1,132)	(11,604)	*90,715*	116,339	1GS087	USMFTB	(4,893)	(1,151)
4TS010	Kelly Quinn Gode Fund for Crew	30,760		(1,105)	(260)	(2,666)	*21,608*	26,729	1GJ126	UJGWCR	(1,124)	(265)
4TS011	Robert E. Houston Sr. Fund	188,831		(6,783)	(1,596)	(16,366)	*124,469*	164,086	1GS075	USWGYM	(6,901)	(1,624)
4TS012	Red Hayes Memorial Scholarship	178,571		(6,415)	(1,509)	(15,477)	*116,420*	155,170	1GS082	USMFTB	(6,526)	(1,536)
4TS013	William Holleman Football Sch	130,250		(4,679)	(1,101)	(11,289)	*85,158*	113,182	1GS085	USMFTB	(4,760)	(1,120)
4TS014	Gordon K Hill Endowment	49,501		(1,778)	(418)	(4,290)	*30,000*	43,014	1GS089	USAADM	(1,809)	(426)
4TS015	Paul Hobbs Endowed Scholarship	35,739		(1,284)	(302)	(3,098)	*25,000*	31,056	1GS094	USAADM	(1,306)	(307)
4TS016	Dorothy Hobbs Endowed Fund	38,977	1,097	(1,385)	(326)	(3,429)	*28,798*	34,933	1GS095	USAADM	(1,433)	(337)
4TS017	Robert A. Kullen Memorial Fund	48,375		(1,738)	(409)	(4,193)	*26,611*	42,036	1GS078	USMHCY	(1,768)	(416)
4TS018	Bill Knight Endowed Scholarship Fun	83,628		(3,004)	(707)	(7,248)	*52,938*	72,669	1GS091	USAADM	(3,056)	(719)
4TS019	Howard Donald Penley Fund	108,158		(3,512)	(826)	(9,423)	*65,002*	94,397	1GS081	USAADM	(3,970)	(934)
4TS020	Sullivan Football Scholarship	38,963		(1,400)	(329)	(3,377)	*24,814*	33,857	1GS083	USMFTB	(1,424)	(335)
4TS021	Guy Smith Memorial Scholarship	138,144		(4,962)	(1,168)	(11,973)	*97,753*	120,041	1GS093	USMHCY	(5,049)	(1,188)
4TS022	Robert Towse Scholarship Fund	219,327		(7,878)	(1,854)	(19,009)	*162,260*	190,585	1GS096	USMHCY	(8,016)	(1,886)
4TS023	'98-'99 Men's Hockey Champions End	180,993		(6,501)	(1,530)	(15,687)	*120,615*	157,275	1GS102	USMHCY	(6,615)	(1,556)
4TS024	Bill Hinman Endowed Scholarshp	77,689		(2,791)	(657)	(6,733)	*52,187*	67,508	1GS106	USMHCY	(2,839)	(668)
4TS026	Dutch Knox Football Scholarshi	2,384,711		(85,661)	(20,156)	(206,685)	*1,560,000*	2,072,208	1GS104	USMFTB	(87,157)	(20,508)
4TS027	Dutch Knox Football Program	1,119,772		(40,223)	(9,464)	(97,052)	*750,000*	973,033	1GS105	USMFTB	(40,926)	(9,630)
4TS028	James & Elsa Callahan Schlrshp	146,605		(5,266)	(1,239)	(12,706)	*95,800*	127,394	1GS103	USAADM	(5,358)	(1,261)
4TS029	Joyce Hiller Athletic Scholarship	55,261	152,071	(1,985)	(467)	(21,335)	*192,254*	183,545	1GS088	USWFHK	(2,020)	(475)
4TS031	Timothy & Edwin Dugal Hockey Schol	51,879		(1,864)	(438)	(4,496)	*34,914*	45,080	1GS107	USMHCY	(1,896)	(446)
4TS032	Robert Conrad Football Scholarship	110,994	3,000	(3,951)	(930)	(9,964)	*81,404*	99,150	1GS113	USMFTB	(4,170)	(981)
4TS033	Tina True Memorial Fund	61,378	500	(2,205)	(519)	(5,375)	*41,884*	53,779	1GS109	USAWTR	(2,262)	(532)
4TS034	Endowed Fund for Football	39,764		(1,428)	(336)	(3,446)	*25,164*	34,553	1GS114	USMFTB	(1,453)	(342)
4TS035	Herbert Gold Athletic Scholarship F	39,745	271	(1,427)	(336)	(3,474)	*29,184*	34,780	1GS124	USAADM	(1,457)	(343)
4TS036	Pizzano Football Scholarship Fund	660,654	130	(23,731)	(5,584)	(57,266)	*501,421*	574,202	1GS169	USMFTB	(24,146)	(5,681)
4TS037	Francis McGrail Endowed Scholarship	15,143		(544)	(128)	(1,312)	*9,750*	13,159	1GS116	USAADM	(553)	(130)
4TS038	David Sheen Endowed Hockey Schol	72,649	100	(2,536)	(597)	(6,323)	*51,972*	63,294	1GS120	USMHCY	(2,662)	(626)
4TS039	Chief Boston Football Scholarship	80,535		(2,893)	(681)	(6,980)	*58,885*	69,981	1GS115	USMFTB	(2,943)	(693)
4TS040	Wohlfarth Football Scholarship	39,284		(1,411)	(332)	(3,405)	*30,344*	34,136	1GS125	USMFTB	(1,436)	(338)
4TS041	McLaughlin '35 Hockey Scholarship	147,140		(5,285)	(1,244)	(12,753)	*112,354*	127,858	1GS131	USMHCY	(5,378)	(1,265)
4TS042	James Boulanger Endowed Fund	74,732	1,000	(2,685)	(632)	(6,572)	*61,872*	65,842	1GS121	USAADM	(2,750)	(647)
4TS043	UNH Ski Team Endowment	1,205,607	250	(43,297)	(10,188)	(104,520)	*890,832*	1,047,852	1GS122	USCSKI	(44,063)	(10,368)
4TS044	Robert Trouville '59 Athletic Schol	151,760	100	(5,448)	(1,282)	(13,166)	*106,430*	131,964	1GS130	USAADM	(5,550)	(1,306)
4TS045	Chandler & Ann Sanborn Football Sch	117,550	5,000	(4,224)	(994)	(10,851)	*95,084*	106,481	1GS123	USMFTB	(4,475)	(1,053)

UNIVERSITY OF NEW HAMPSHIRE FOUNDATION, INC.
DETAILED STATEMENT OF CHANGES IN ENDOWMENT AND SIMILAR FUNDS
WITH ADDITIONAL INFORMATION ON DISTRIBUTIONS
FOR THE YEAR ENDED JUNE 30, 2022

FUND	FUND NAME	MARKET VALUE 6/30/2021	NET ADDITIONS GIFTS & TRANSFERS	FY22 DISTRIBUTION PURPOSE	FY22 DISTRIBUTION MGMT FEE	FY22 MARKET APPRECIATION	*BOOK VALUE 6/30/2022*	MARKET VALUE 6/30/2022	FY22 PAYOUT FUND	FY22 PAYOUT ORG	FY23 DISTRIBUTION PURPOSE	FY23 DISTRIBUTION MGMT FEE
4TS046	First 500 UNH Football Athletic Fun	399,189		(14,339)	(3,374)	(34,598)	*283,576*	346,877	1GS127	USMFTB	(14,590)	(3,433)
4TS047	Winslow & June Macdonald Football S	73,524		(2,641)	(621)	(6,372)	*53,773*	63,889	1GS128	USMFTB	(2,687)	(632)
4TS048	Coach Gerry Friel Basketball Schola	105,493	3,540	(3,693)	(869)	(9,285)	*79,087*	95,186	1GS129	USMBKB	(3,874)	(912)
4TS049	Garron '84 Football Diversity Schol	41,454		(1,489)	(350)	(3,593)	*26,775*	36,022	1GS152	USMFTB	(1,515)	(356)
4TS050	Mike Frigard '60 Athletic Scholrshp	41,831		(1,503)	(354)	(3,626)	*28,678*	36,349	1GS133	USMHCY	(1,529)	(360)
4TS051	Joan & Douglas Murphy Football Scho	190,634	13,542	(6,850)	(1,612)	(18,071)	*160,527*	177,644	1GS132	USMFTB	(7,465)	(1,757)
4TS052	Tim Churchard '67 Athletic Scholrsh	39,605	200	(1,405)	(331)	(3,448)	*27,200*	34,622	1GS158	USMHCY	(1,448)	(341)
4TS053	Bertsch Family Scholarship Fund	205,784	10,531	(7,187)	(1,691)	(18,599)	*169,600*	188,839	1GS144	USAADM	(7,729)	(1,819)
4TS054	Paul E. Berton Scholarship Fund	70,318		(2,526)	(594)	(6,094)	*51,375*	61,103	1GS137	USCSKI	(2,570)	(605)
4TS055	Donna Lynne '74 Scholarship Fund	94,104		(3,380)	(795)	(8,156)	*75,000*	81,772	1GS136	USWFHK	(3,439)	(809)
4TS056	William F. Degan Jr. Football Schol	44,464	10,730	(1,579)	(372)	(3,935)	*43,660*	49,308	1GS141	USMFTB	(1,643)	(386)
4TS057	Franklin Taylor '52 Athletic Schol	152,385		(1,825)	(429)	(13,207)	*110,319*	132,416	1GS138	USWGYM	(1,856)	(437)
				(1,825)	(429)				1GS139	USWHCY	(1,856)	(437)
				(1,825)	(429)				1GS140	USWVBL	(1,856)	(437)
4TS058	Norris A. Browne '55 Football Schol	62,380	5,000	(2,241)	(527)	(6,005)	*50,172*	58,608	1GS153	USMFTB	(2,459)	(579)
4TS059	UNH Wildcat Hockey Alumni Scholarsh	99,322	1,500	(3,500)	(823)	(8,801)	*75,911*	87,698	1GS154	USMHCY	(3,687)	(867)
4TS060	Wildcat Fan Gratitude Fund	73,351		(2,610)	(614)	(6,361)	*52,311*	63,766	1GS142	USMHCY	(2,682)	(631)
4TS061	UNH Nordic Ski Team Scholarship	66,426		(2,386)	(561)	(5,757)	*50,245*	57,721	1GS143	USCSKI	(2,428)	(571)
4TS062	John & Catherine Goegel Scholarship	131,235		(4,714)	(1,109)	(11,374)	*103,020*	114,037	1GS145	USAADM	(4,796)	(1,129)
4TS063	Jim & Julie Hatch Basketball Schol.	50,120		(1,801)	(424)	(4,344)	*36,480*	43,552	1GS146	USMBKB	(1,832)	(431)
4TS064	Forkey-Lundolm Athletic Scholarship	6,613	3,164	(178)	(42)	(969)	*8,824*	8,588	1GS175	USAADM	(360)	(85)
4TS065	David M. Paul Family Scholarship	74,942		(2,692)	(633)	(6,495)	*50,100*	65,121	1GS147	USAADM	(2,739)	(644)
4TS067	Barbara B. Peyser '50 Athletic Scho	361,953	50	(13,000)	(3,059)	(31,377)	*272,753*	314,568	1GS149	USWFHK	(13,231)	(3,113)
4TS068	UNH Women's Lacrosse Scholarship	158,456		(5,692)	(1,339)	(13,734)	*120,000*	137,691	1GS150	USWLAX	(5,791)	(1,363)
4TS069	John Smith'50 Endowed Fund - Hockey	488,465		(17,546)	(4,129)	(42,336)	*370,369*	424,455	1GS159	USMHCY	(17,853)	(4,201)
4TS070	Otis Family Athletic Scholarship	81,011	50	(2,910)	(685)	(7,024)	*59,275*	70,443	1GS151	USAADM	(2,961)	(697)
4TS072	K & R Sandler Athletic Scholarship	63,209		(2,271)	(534)	(5,478)	*50,000*	54,926	1GS155	USWFHK	(2,310)	(544)
4TS073	Service Credit Union Wildcat Schol	61,967		(2,226)	(524)	(5,371)	*50,000*	53,847	1GS156	USAADM	(2,265)	(533)
4TS074	Fitzgerald & Gross Academic Excell.	62,436		(2,244)	(528)	(5,411)	*52,000*	54,253	1GS157	USAADM	(2,282)	(537)
4TS075	Matthew J. Witkos '89 Soccer Schol.	42,663		(1,533)	(361)	(3,698)	*34,854*	37,072	1GS160	USAADM	(1,559)	(367)
4TS076	Beaulieu '75 Athletic Scholarship	48,675	5,000	(1,748)	(411)	(4,817)	*45,000*	46,699	1GS174	USAADM	(1,958)	(461)
4TS077	Robert S. Blood '78 Athletic Schol.	72,249		(2,595)	(611)	(6,262)	*60,500*	62,782	1GS162	USMHCY	(2,641)	(621)
4TS078	Saunders '49 Athletic Scholarship	63,600		(2,285)	(538)	(5,512)	*50,000*	55,266	1GS164	USAADM	(2,324)	(547)
4TS079	UNH Swimming and Diving Endowment	59,788		(2,148)	(505)	(5,182)	*50,750*	51,953	1GS166	USWSWM	(2,185)	(514)
4TS080	Tom Smart '70 Athletic Scholarship	61,033		(2,192)	(516)	(5,290)	*50,000*	53,035	1GS167	USAADM	(2,231)	(525)
4TS083	Bigglestone Women's Athletic Schol.	31,326		(1,125)	(265)	(2,715)	*25,000*	27,221	1GS168	USAADM	(1,145)	(269)
4TS085	Bob Lamothe '60 Family Scholarship	2,944		(106)	(25)	(255)	*2,520*	2,558	1GS173	USAADM	(108)	(25)
4TS087	Raymond Donnelly Jr Athletic Schol.	57,198		(2,055)	(483)	(4,957)	*48,952*	49,702	1GS171	USMFTB	(2,090)	(492)
4TS088	Cory L. Schwartz '82 Ski Team Endow	59,255		(2,129)	(501)	(5,136)	*47,700*	51,490	1GS170	USCSKI	(2,166)	(510)
4TS090	Stockbridge - Kast Scholarship Fund	45,842		(1,647)	(387)	(3,973)	*37,500*	39,835	1GS172	USAADM	(1,675)	(394)
4TS092	Linda Hall '62 Women's Alpine Fund	85,334		(3,065)	(721)	(7,396)	*60,125*	74,151	1GS177	USCSKI	(3,119)	(734)
4TS094	Brownell Family Athletic Scholarshp	98,016	10,000	(3,521)	(828)	(9,821)	*89,226*	93,846	1GS179	USMHCY	(3,941)	(927)
4TS095	Megan E. Scanlon '13 Athl Schlarshp	63,658		(2,287)	(538)	(5,517)	*50,619*	55,316	1GS178	USWVBL	(2,327)	(547)
4TS098	Chandler Family Athletic Scholarshp	40,759	5,000	(1,464)	(345)	(4,120)	*40,000*	39,831	1GS181	USAADM	(1,675)	(394)
4TS099	Skelley '52 Family Athletic Schol.	69,312	550	(2,490)	(586)	(6,070)	*61,459*	60,716	1GS183	USWFHK	(2,552)	(600)
4TS100	BGen Seay '68 Athletic Scholarship	59,476		(2,068)	(487)	(5,168)	*51,911*	51,754	1GS182	USAADM	(2,177)	(512)
4TS101	Clevend "Howie" Howard III Scholars	68,039	260	(2,444)	(575)	(5,910)	*59,265*	59,370	1GS184	USAADM	(2,487)	(585)
4TS103	Richard Umile '72 Hockey Scholarshp	64,461	1,000	(2,316)	(545)	(5,707)	*54,050*	56,894	1GS186	USMHCY	(2,392)	(563)
4TS104	Cathleen Coakley Athletics Scholars	125,140	1,104	(4,457)	(1,049)	(10,897)	*103,754*	109,841	1GS190	USAADM	(4,575)	(1,077)
4TS105	Otis Family Athletics Fund	24,408	10,000	(812)	(191)	(3,285)	*31,911*	30,120	1GS192	USAADM	(1,267)	(298)
4TS106	James Chamberlin Athletics Fund	1,730	1,200	(44)	(10)	(254)	*2,700*	2,621	1GS193	USMHCY	(86)	(20)
4TS107	Donna Lynne 74 Athletic Enhancement	58,169		(2,089)	(492)	(5,042)	*50,000*	50,546	1GS191	USAADM	(2,126)	(500)
4TS109	Glendening Athletics Scholarship	64,190	1,000	(2,125)	(500)	(5,720)	*51,000*	56,846	1GS189	USMHCY	(2,390)	(562)
4TS111	Dennis & Elaine Pope Scholarship	53,078	100	(77)	(18)	(4,849)	*50,100*	48,234	1GS194	USMFTB	(2,023)	(476)
4TS112	Allan Barker Athletics Scholarship	55,535	13,731	(1,968)	(463)	(5,347)	*64,841*	61,488	1GS195	USMHCY	(2,186)	(514)
4TS113	Sue Fortier Athletic Enhancement	26,518	5,000	(962)	(226)	(2,960)	*30,000*	27,370	1GS196	USAADM	(1,148)	(270)
4TS116	Bean & Anderson Athletics Enhancement	9,866				(1,052)	*9,866*	8,815			(370)	(87)

UNIVERSITY OF NEW HAMPSHIRE FOUNDATION, INC.
DETAILED STATEMENT OF CHANGES IN ENDOWMENT AND SIMILAR FUNDS
WITH ADDITIONAL INFORMATION ON DISTRIBUTIONS
FOR THE YEAR ENDED JUNE 30, 2022

FUND	FUND NAME	MARKET VALUE 6/30/2021	NET ADDITIONS GIFTS & TRANSFERS	FY22 DISTRIBUTION PURPOSE	FY22 DISTRIBUTION MGMT FEE	FY22 MARKET APPRECIATION	*BOOK VALUE 6/30/2022*	MARKET VALUE 6/30/2022	FY22 PAYOUT FUND	FY22 PAYOUT ORG	FY23 DISTRIBUTION PURPOSE	FY23 DISTRIBUTION MGMT FEE
4TS117	Blackburn Athletics Scholarship Fund	50,000				(5,329)	*50,000*	44,671			(1,877)	(442)
4TS118	Greiner Athletics Scholarship	-	100,000			(11,127)	*100,000*	88,873			(3,735)	(879)
4TS119	Blackburn Athletics Enhancement Fund	-	100,011			(11,321)	*100,011*	88,690			(3,727)	(877)
4TS120	Deirmengian Athletics Enhancement	-	10,000			(1,196)	*10,000*	8,804			(358)	(84)
4TS125	Growney Athletics Scholarship Fund	-	25,000				*25,000*	25,000				
4TU001	Tad Ackman & Robin Gorsky Schl	26,545		(477)	(112)	(2,301)	*17,135*	23,066	1GF036	UFDEAN	(485)	(114)
				(238)	(56)				1GC140	UCENGL	(243)	(57)
				(238)	(56)				1GC150	UCCMN0	(243)	(57)
4TU002	Joyce Hiller Kinesiology Scholarshi	69,437	152,071	(2,493)	(586)	(22,564)	*201,229*	195,865	1GF044	UFKINE	(2,538)	(597)
4TU003	Coe-Hall Fund	241,011		(8,657)	(2,037)	(20,889)	*130,407*	209,428	1GT003	UTDC04	(8,809)	(2,073)
4TU004	Mid-Atlantic Region Chapter Sc	58,419	60,000	(2,098)	(494)	(5,063)	*99,820*	110,764	1GU275	UUFAID	(2,135)	(502)
4TU005	Minigan Family Scholarship	57,496	1,000	(2,029)	(478)	(5,058)	*40,738*	50,932	1GU257	UUFAID	(2,103)	(495)
4TU006	James Trainor Memorial Scholarship	99,643	2,000	(3,542)	(833)	(8,870)	*75,475*	88,399	1GU292	UUFAID	(3,679)	(866)
4TU007	Pickett Family Scholarship Fund	831,230		(29,859)	(7,026)	(72,044)	*574,414*	722,302	1GU291	UUFAID	(30,380)	(7,148)
4TU008	Class of 1958 Endowed Scholarship	133,105	2,300	(4,716)	(1,110)	(11,654)	*108,134*	117,925	1GU319	UUFAID	(4,868)	(1,145)
4TU009	Roger Bougie '56 Scholarship Fund	221,244		(7,947)	(1,870)	(19,175)	*171,365*	192,252	1GU306	UUFAID	(8,086)	(1,903)
4TU010	Class of 1956 Endowed Scholarship	211,908	1,120	(7,612)	(1,791)	(18,487)	*161,491*	185,138	1GU294	UUFAID	(7,748)	(1,823)
4TU011	McCaffrey Endowed Scholarship Fund	139,895		(5,025)	(1,182)	(12,125)	*101,729*	121,562	1GU297	UUFAID	(5,113)	(1,203)
4TU012	Wyman Endowed Scholarship Fund	170,452		(6,123)	(1,441)	(14,773)	*120,000*	148,115	1GU300	UUFAID	(6,230)	(1,466)
4TU013	Class of 1957 Endowed Scholarship	437,544	1,050	(15,681)	(3,690)	(37,942)	*347,546*	381,280	1GU301	UUFAID	(15,992)	(3,763)
4TU014	Weglarz Memorial Scholarship Fund	88,019	96,929	(3,162)	(744)	(18,174)	*165,929*	162,868	1GU303	UUFAID	(3,217)	(757)
4TU015	Lloyd & Edna Heidgerd Endowed Schol	460,826		(16,553)	(3,895)	(39,940)	*367,935*	400,437	1GB227	UBDEAN	(16,842)	(3,963)
4TU016	Libbey '79 End. Fund-Sci. Diversity	292,733	15,000	(10,520)	(2,475)	(27,165)	*247,050*	267,572	1GU305	UUFAID	(11,236)	(2,644)
4TU017	Rydin Family Scholarship Fund	141,827		(5,095)	(1,199)	(12,292)	*100,000*	123,241	1GU307	UUFAID	(5,184)	(1,220)
4TU018	UNH Rollinsford Area Scholarship	387,721		(13,927)	(3,277)	(33,604)	*279,075*	336,912	1GU308	UUFAID	(14,171)	(3,334)
4TU019	Selma Naccach-Hoff Schol-Liberal Ar	46,175	1,000	(1,659)	(390)	(4,119)	*33,515*	41,007	1GU309	UUFAID	(1,725)	(406)
4TU020	Takeuchi '48 & Rantala '44 Schlrshp	91,710	8,734	(3,294)	(775)	(8,937)	*83,979*	87,438	1GU310	UUFAID	(3,677)	(865)
4TU021	Harvey E. Bergeron, Sr. Scholarship	115,142	12,500	(4,138)	(974)	(11,366)	*102,188*	111,165	1GU313	UUFAID	(4,298)	(1,011)
4TU022	70's Decade Alumni Scholarship Fund	71,435		(2,454)	(577)	(6,206)	*56,110*	62,197	1GU317	UUFAID	(2,616)	(616)
4TU023	William H Heywood '60 Scholarship	72,881		(2,259)	(531)	(6,363)	*60,700*	63,728	1GU314	UUFAID	(2,680)	(631)
4TU024	Paul Shea '51 Memorial Scholarship	32,095		(1,153)	(271)	(2,782)	*27,345*	27,890	1GU312	UUFAID	(1,173)	(276)
4TU025	Fred J Bennett '54 Scholarship Fund	116,067		(4,169)	(981)	(10,060)	*98,900*	100,857	1GU315	UUFAID	(4,242)	(998)
4TU026	Claycomb '75 Environmental Sciences	73,461		(2,639)	(621)	(6,367)	*50,000*	63,835	1GU318	UUFAID	(2,685)	(632)
4TU027	Andrew Janetos Scholarship Endowmen	29,198		(1,049)	(247)	(2,531)	*25,000*	25,372	1GU320	UUFAID	(1,067)	(251)
4TU028	Verne & Kay Brown Elec & Comp Scho	73,348		(2,635)	(620)	(6,357)	*50,920*	63,736	1GU338	UUFAID	(2,681)	(631)
4TU029	John '54 & Anne '56 Boehle Schlrshp	47,419		(1,703)	(401)	(4,110)	*37,869*	41,205	1GU329	UUFAID	(1,733)	(408)
4TU030	PBAllen '58 Tau Kappa Epsilon Schol	324,814		(11,668)	(2,745)	(28,152)	*255,600*	282,249	1GU331	UUFAID	(11,871)	(2,793)
4TU031	Col John Howard Blewett Scholarship	85,615	2,500	(3,077)	(724)	(7,719)	*67,885*	76,595	1GS134	USAADM	(3,219)	(757)
4TU033	J Todd Minor '76 Schol/Life Science	75,736		(2,721)	(640)	(6,564)	*50,000*	65,811	1GU330	UUFAID	(2,768)	(651)
4TU035	Northeast Passage Athletic Excellen	58,828		(2,113)	(497)	(5,099)	*36,800*	51,119	1GU333	UFRMP0	(2,150)	(506)
4TU036	Jay McSharry '90 Diversity Schlrshp	78,024	50,000	(2,803)	(659)	(13,061)	*107,100*	111,501	1GU335	UUFAID	(4,688)	(1,103)
4TU037	Robert & Tina Dudley Scholarship Fn	35,568		(1,278)	(301)	(3,083)	*25,000*	30,907	1GU337	UUFAID	(1,300)	(306)
4TU038	Ambrose Occupational Therapy Schol	181,118	25,597	(6,289)	(1,480)	(18,516)	*166,681*	180,431	1GU322	UUFAID	(7,193)	(1,693)
4TU039	Hannaway '58 Scholarship Fund	74,738		(2,685)	(632)	(6,478)	*56,000*	64,944	1GU336	UUFAID	(2,732)	(643)
4TU040	Carol & Richard Trombly Scholarship	35,458		(1,274)	(300)	(3,073)	*25,100*	30,811	1GU385	UUFAID	(1,296)	(305)
4TU041	Alice Freeman Reed Scholarship Fund	56,987		(2,047)	(482)	(4,939)	*38,209*	49,519	1GU346	UUFAID	(2,083)	(490)
4TU042	Muriel M. Barr Nursing Scholarship	230,922		(8,295)	(1,952)	(20,014)	*168,037*	200,661	1GU345	UUFAID	(8,440)	(1,986)
4TU043	Walter Calderwood, Jr. '34 Schol.	58,830		(2,113)	(497)	(5,099)	*40,000*	51,120	1GU341	UUFAID	(2,150)	(506)
4TU044	UNH Foundation Scholarship Fund	69,131		(2,483)	(584)	(5,992)	*50,050*	60,072	1GU343	UUFAID	(2,527)	(595)
4TU045	Jane & Lincoln Colby Scholarship	126,713		(4,552)	(1,071)	(10,982)	*100,000*	110,108	1GU348	UUFAID	(4,631)	(1,090)
4TU046	Kerry Duncan Forbes Scholarship	49,414	500	(1,775)	(418)	(4,343)	*36,993*	43,379	1GU349	UUFAID	(1,824)	(429)
4TU048	Steelman Athletics Scholarship Fund	49,949	7,700	(1,613)	(380)	(4,852)	*44,720*	50,805	1GU351	UUFAID	(1,834)	(431)
4TU049	Paul & Ann Stewart Memorial Schol.	118,634		(4,269)	(1,004)	(10,281)	*95,000*	103,080	1GU352	UUFAID	(4,336)	(1,020)
4TU050	Doug & Stella Scamman Scholarship	35,217		(1,265)	(298)	(3,052)	*25,000*	30,602	1GU353	UUFAID	(1,287)	(303)
4TU051	James Page & Amy Sherman Endowment	41,909		(1,505)	(354)	(3,632)	*30,000*	36,417	1GU354	UUFAID	(1,532)	(360)
4TU052	The Patrick Family Scholarship Fund	64,429	6,000	(2,169)	(510)	(6,020)	*55,667*	61,728	1GU357	UUFAID	(2,361)	(556)
4TU053	Gay Brookes '61 Scholarship Fund	92,715	8,334	(3,029)	(713)	(8,655)	*79,500*	88,653	1GU356	UUFAID	(3,402)	(801)

UNIVERSITY OF NEW HAMPSHIRE FOUNDATION, INC.
DETAILED STATEMENT OF CHANGES IN ENDOWMENT AND SIMILAR FUNDS
WITH ADDITIONAL INFORMATION ON DISTRIBUTIONS
FOR THE YEAR ENDED JUNE 30, 2022

FUND	FUND NAME	MARKET VALUE 6/30/2021	NET ADDITIONS GIFTS & TRANSFERS	FY22 DISTRIBUTION PURPOSE	FY22 DISTRIBUTION MGMT FEE	FY22 MARKET APPRECIATION	*BOOK VALUE 6/30/2022*	MARKET VALUE 6/30/2022	FY22 PAYOUT FUND	FY22 PAYOUT ORG	FY23 DISTRIBUTION PURPOSE	FY23 DISTRIBUTION MGMT FEE
4TU054	John D. DuRie Family Scholarship	43,951	1,000	(1,579)	(371)	(3,929)	*33,301*	39,072	1GU358	UUFAID	(1,642)	(386)
4TU055	The Zissi Family Scholarship Fund	64,930		(2,332)	(549)	(5,628)	*50,000*	56,421	1GU359	UUFAID	(2,373)	(558)
4TU056	A. Storace DMD, Family Scholarship	47,296		(1,699)	(400)	(4,099)	*35,000*	41,098	1GU360	UUFAID	(1,729)	(407)
4TU057	Hitchiner Manufacturing Scholarship	86,003		(3,089)	(727)	(7,454)	*65,000*	74,732	1GU361	UUFAID	(3,143)	(740)
4TU058	Dupont Family Scholarship Fund	34,590		(1,243)	(292)	(2,998)	*25,000*	30,057	1GU362	UUFAID	(1,264)	(297)
4TU059	Deborah Ann Lada '78 Scholarship	66,567		(2,391)	(563)	(5,769)	*49,890*	57,844	1GU363	UUFAID	(2,433)	(572)
4TU060	Martha R. Stebbins Scholarship Fund	89,699	(89,699)				*0.00*	0.00				
4TU061	Thomas E. Callahan '62 Family Fund	34,947		(1,255)	(295)	(3,029)	*25,046*	30,367	1GU365	UUFAID	(1,277)	(301)
4TU062	Virginia F. Small Scholarship Fund	79,353		(2,850)	(671)	(6,878)	*62,113*	68,954	1GU366	UUFAID	(2,900)	(682)
4TU063	Cheryl Dickson'63 Athletics Schol.	34,890		(1,253)	(295)	(3,024)	*25,000*	30,318	1GU367	UUFAID	(1,275)	(300)
4TU064	The Carver Scholarship Fund	76,560	7,500	(2,752)	(648)	(7,533)	*66,000*	73,128	1GU368	UUFAID	(3,067)	(722)
4TU065	K. McKinnon '62 Athletics Schol.	65,633		(2,358)	(555)	(5,688)	*50,176*	57,032	1GU369	UUFAID	(2,399)	(564)
4TU066	Michael Riley Memorial Scholarship	38,196		(1,372)	(323)	(3,310)	*29,079*	33,190	1GU370	UUFAID	(1,396)	(328)
4TU067	M. Christine Dwyer '72G Scholarship	143,589	30,000	(5,142)	(1,210)	(16,423)	*150,000*	150,815	1GU371	UUFAID	(6,324)	(1,488)
4TU068	Todd W. Hansen '86 Memorial Schol.	57,462		(2,064)	(486)	(4,980)	*42,885*	49,932	1GU372	UUFAID	(2,100)	(494)
4TU069	J. Morgan & Tara Rutman Scholarship	34,893		(1,253)	(295)	(3,024)	*25,000*	30,320	1GU373	UUFAID	(1,275)	(300)
4TU070	Harry A. Schult Scholarship Fund	81,950		(2,944)	(693)	(7,103)	*65,000*	71,211	1GU374	UUFAID	(2,995)	(705)
4TU071	Bradley & Judith Aiken Scholarship	34,193		(1,228)	(289)	(2,964)	*25,000*	29,712	1GU375	UUFAID	(1,250)	(294)
4TU072	Barbara Rose Noonan Scholarship	33,008	241	(1,165)	(274)	(2,880)	*25,824*	28,930	1GU376	UUFAID	(1,211)	(285)
4TU073	Richard E. Galway '66 Scholarship	34,621		(1,244)	(293)	(3,001)	*25,000*	30,084	1GU378	UUFAID	(1,265)	(298)
4TU074	Sharyn Zunz Scholarship Fund	151,618	474	(5,444)	(1,281)	(13,168)	*112,003*	132,200	1GU379	UFSW00	(5,543)	(1,304)
4TU075	Class of 1970 Scholarship Fund	50,357	10,501	(1,714)	(403)	(4,480)	*47,988*	54,262	1GU381	UUFAID	(1,848)	(435)
4TU076	Lloyd & Beverley Jordan Scholarship	203,734		(7,318)	(1,722)	(17,658)	*144,278*	177,036	1GU382	UUFAID	(7,446)	(1,752)
4TU077	Judith Anne Hill '48 Scholarship	71,128		(2,555)	(601)	(6,165)	*50,000*	61,807	1GU393	UUFAID	(2,600)	(612)
4TU078	Dr. Filson H Glanz Scholarship-CEPS	71,128		(2,555)	(601)	(6,165)	*50,000*	61,807	1GU387	UUFAID	(2,600)	(612)
4TU079	MBA Class of 1987 Scholarship Fund	158,586	250	(5,697)	(1,340)	(13,775)	*125,250*	138,024	1GE125	UEDEAN	(5,805)	(1,366)
4TU080	Ellis-Armstrong Family Scholarship	68,069		(2,445)	(575)	(5,900)	*51,000*	59,149	1GU412	UUFAID	(2,488)	(585)
4TU081	Charles & Miriam Nelson Scholarship	270,134	10,000	(9,341)	(2,198)	(23,460)	*220,000*	245,134	1GU400	UUFAID	(9,889)	(2,327)
4TU082	Hitchiner Mfg Schol. for Business	70,768		(2,542)	(598)	(6,134)	*52,000*	61,494	1GU413	UUFAID	(2,586)	(609)
4TU083	Eugene A. Savage Scholarship Fund	45,724	1,300	(1,643)	(387)	(4,112)	*36,650*	40,882	1GU391	UUFAID	(1,716)	(404)
4TU084	McDevitt Family Scholarship Fund	59,338		(2,131)	(502)	(5,143)	*46,000*	51,562	1GU392	UUFAID	(2,169)	(510)
4TU085	John'50 & Carol Hubbard Scholarship	-	1,500,000			(179,443)	*1,500,000*	1,320,557			(53,744)	(12,646)
4TU086	Class of 1963 Scholarship Fund	119,976	2,410	(4,306)	(1,013)	(10,652)	*93,003*	106,415	1GU395	UUFAID	(4,428)	(1,042)
4TU087	Joseph & Susan Garofoli Scholarship	126,757		(4,553)	(1,071)	(10,986)	*100,563*	110,146	1GU396	UUFAID	(4,633)	(1,090)
4TU088	Carl Sherman Batchelder Scholarship	337,937		(12,139)	(2,856)	(29,289)	*256,910*	293,652	1GU401	UUFAID	(12,351)	(2,906)
4TU090	Jeannette & Cedric Ruiter Schlarshp	124,013		(4,455)	(1,048)	(10,748)	*100,000*	107,762	1GU399	UUFAID	(4,532)	(1,066)
4TU091	Barbara J. Weise '67 Scholarship	-	370,454			(44,317)	*370,454*	326,137			(13,273)	(3,123)
4TU092	Pilot Scholarship Fund	946,140		(33,986)	(7,997)	(82,003)	*775,555*	822,154	1GU414	UUFAID	(34,580)	(8,136)
4TU094	Matthew J. Witkos '89 Scholarship	42,663		(1,533)	(361)	(3,698)	*34,854*	37,072	1GU402	UUFAID	(1,559)	(367)
4TU095	Charron Class of 1964 Scholarship	63,851	1,000	(2,257)	(531)	(5,539)	*52,600*	56,524	1GU398	UUFAID	(2,335)	(549)
4TU096	Angelo & Stewart Volpe Scholarship	123,088		(4,421)	(1,040)	(10,668)	*100,000*	106,958	1GU415	UUFAID	(4,499)	(1,059)
4TU097	Ernest J Clarke '59 Art Scholarship	219,708		(7,892)	(1,857)	(19,042)	*178,496*	190,916	1GU404	UUFAID	(8,030)	(1,889)
4TU098	The Clark Family Scholarship Fund	61,886		(2,223)	(523)	(5,364)	*50,000*	53,776	1GU405	UUFAID	(2,262)	(532)
4TU102	Robart 73 & Shanahan 74 Scholarship	92,655	25,050	(3,329)	(783)	(11,027)	*99,861*	102,566	1GU409	UUFAID	(4,284)	(1,008)
4TU104	Barbara & Irwin Wood Scholarship	285,745	25,000	(9,359)	(2,202)	(27,529)	*265,000*	271,656	1GU411	UUFAID	(10,485)	(2,467)
4TU105	Gorman Family Fund	244,970		(8,800)	(2,071)	(21,232)	*200,000*	212,868	1GU410	UUFAID	(8,953)	(2,107)
4TU106	George Guptill '28 Memorial Schol.	135,068		(4,489)	(1,056)	(11,754)	*110,054*	117,768	1GU425	UUFAID	(4,953)	(1,165)
4TU107	Great East Scholarship Fund	61,678	(61,678)				*0.00*	0.00	1GU426	UUFAID		
4TU108	NH Veterans Family Scholarship Fund	120,280	50,100	(4,321)	(1,017)	(13,916)	*146,200*	151,127	1GU421	UUFAID	(4,400)	(1,035)
4TU109	Connie Chung & Maury Povich Schol.	119,843		(4,305)	(1,013)	(10,387)	*99,541*	104,138	1GU424	UUFAID	(4,380)	(1,031)
4TU112	June C. Tanner Endowed Scholarship	581,655		(20,894)	(4,916)	(50,413)	*459,541*	505,432	1GU423	UUFAID	(21,258)	(5,002)
4TU113	Clyde & Patricia Coolidge Scholarsh	67,240		(2,415)	(568)	(5,828)	*52,095*	58,428	1GU422	UUFAID	(2,457)	(578)
4TU114	A. Leonard Seeche Family Scholarshp	44,688	177,299	(1,605)	(378)	(16,214)	*210,170*	203,791	1GU432	UUFAID	(1,637)	(385)
4TU115	Staff Sgt Ryan Pitts 13 Scholarship	93,777	693	(3,314)	(780)	(8,189)	*70,207*	82,186	1GU407	UUFAID	(3,441)	(810)
4TU116	Steven Kent & Nancy Pieri Scholarsh	58,986	10,000	(2,113)	(497)	(6,438)	*60,000*	59,937	1GU430	UUFAID	(2,514)	(592)
4TU120	Susan H. McFarland '72 Scholarship	120,710		(4,336)	(1,020)	(10,462)	*100,000*	104,892	1GU429	UUFAID	(4,412)	(1,038)
4TU122	Richard & Margot Oman Scholarship	185,279	95,000	(5,543)	(1,304)	(25,671)	*250,000*	247,761	1GU435	UUFAID	(7,564)	(1,780)

UNIVERSITY OF NEW HAMPSHIRE FOUNDATION, INC.
DETAILED STATEMENT OF CHANGES IN ENDOWMENT AND SIMILAR FUNDS
WITH ADDITIONAL INFORMATION ON DISTRIBUTIONS
FOR THE YEAR ENDED JUNE 30, 2022

FUND	FUND NAME	MARKET VALUE 6/30/2021	NET ADDITIONS GIFTS & TRANSFERS	FY22 DISTRIBUTION PURPOSE	FY22 DISTRIBUTION MGMT FEE	FY22 MARKET APPRECIATION	*BOOK VALUE 6/30/2022*	MARKET VALUE 6/30/2022	FY22 PAYOUT FUND	FY22 PAYOUT ORG	FY23 DISTRIBUTION PURPOSE	FY23 DISTRIBUTION MGMT FEE
4TU123	Erick Faul '00 Scholarship Fund	78,777	3,421	(2,830)	(666)	(6,989)	*66,921*	71,714	1GU438	UUFAID	(2,932)	(690)
4TU124	Elias W. Gordon '59 Scholarship	149,908		(5,385)	(1,267)	(12,993)	*118,885*	130,263	1GU439	UUFAID	(5,479)	(1,289)
4TU126	Winfred Nichols '33 Family Schol.	36,017		(1,294)	(304)	(3,122)	*30,000*	31,297	1GU446	UUFAID	(1,316)	(310)
4TU127	David Burton Scholarship for Math	92,078	200	(3,307)	(778)	(8,004)	*79,325*	80,188	1GU445	UUFAID	(3,372)	(794)
4TU128	Stuart Eynon '49 Family Scholarship	58,056	125	(2,068)	(487)	(5,048)	*50,600*	50,579	1GU437	UUFAID	(2,124)	(500)
4TU129	Peter and Nancy French Scholarship	46,961	12,000	(1,687)	(397)	(5,582)	*51,471*	51,295	1GU442	UUFAID	(2,157)	(508)
4TU131	Martha Oakman Clinton 65 Arts Schol	91,805	20,000	(3,305)	(778)	(10,348)	*100,000*	97,374	1GU444	UUFAID	(4,072)	(958)
4TU135	A. Basso & V. Luti Scholarship	244,880	30,000	(8,796)	(2,070)	(21,224)	*236,663*	242,790	1GU447	UUFAID	(8,950)	(2,106)
4TU136	Harold V. Jordan '49 Scholarship	46,838	8,866	(1,682)	(396)	(5,063)	*49,709*	48,563	1GU450	UUFAID	(2,042)	(481)
4TU137	George Janetos Scholarship-Straff.	127,205		(4,569)	(1,075)	(11,025)	*100,000*	110,536	1GU457	UUFAID	(4,649)	(1,094)
4TU138	George Janetos Scholarship-Coos	127,205		(4,569)	(1,075)	(11,025)	*100,000*	110,536	1GU456	UUFAID	(4,649)	(1,094)
4TU139	George Janetos M.E. Scholarship	127,205		(4,569)	(1,075)	(11,025)	*100,000*	110,536	1GU455	UUFAID	(4,649)	(1,094)
4TU141	Eleanor J. Manseau '61 Scholarship	10,607	20,000	(385)	(91)	(919)	*30,000*	29,213	1GU460	UUFAID	(388)	(91)
4TU144	Montrone Family Scholarship	113,158	48,000	(4,065)	(956)	(15,444)	*144,000*	140,693	1GU452	UUFAID	(5,916)	(1,392)
4TU145	Helen D. Gawron '46 Scholarship	1,317,945	260,825	(45,594)	(10,728)	(145,598)	*1,485,610*	1,376,850	1GU454	UUFAID	(57,576)	(13,547)
4TU147	Rudnick Student of Distinction	50,899	19,958	(1,448)	(341)	(6,711)	*65,458*	62,358	1GU461	UUFAID	(2,236)	(526)
4TU149	Jaqueline & Peter Heneage Scholars	108,617		(3,848)	(905)	(9,421)	*100,000*	94,443	1GU462	UUFAID	(3,972)	(935)
4TU151	Belanger Family Scholarship	-	10,000			(1,196)	*10,000*	8,804			(358)	(84)
4TU153	Fisher Family Scholarship	41,083	164,000			(24,006)	*204,000*	181,077			(7,535)	(1,773)
4TU155	Ellen Germain Kingsland Scholarship	49,450				(4,517)	*49,450*	44,933			(1,888)	(444)
4TU156	Ginwala Family Scholarship Fund	-	30,000			(2,805)	*30,000*	27,195			(556)	(131)
4TU158	David A. Glynn Scholarship Fund	-	250,000			(28,301)	*250,000*	221,699			(9,317)	(2,192)
4TU159	Paul L. Durette '62, '67G Scholar	-	10,000			(1,196)	*10,000*	8,804			(358)	(84)
4TU160	Currier Scholarship Fund	-	50,000			(5,981)	*50,000*	44,019			(1,791)	(422)
4TU161	Janette & Charles Zecchini Scholars	-	50,000			(5,440)	*50,000*	44,560				
4TU162	Harold W. Jewett '66 Scholarship	-	10,000			(1,073)	*10,000*	8,927				
4TU163	Maj. Frances L. Swallow '49 Sch	-	70,000			(7,405)	*70,000*	62,595				
4TU164	Trout-Lugar Intel. And Research Sch	-	20,275				*20,275*	20,275				
4TX001	Heckel Ext Educator Fellowship	51,879		(1,864)	(438)	(4,496)	*35,267*	45,081	1GX035	UXADMS	(1,896)	(446)
4TX002	NH 4-H Alliance Endowed Fund	35,905		(1,290)	(303)	(3,112)	*29,465*	31,200	1GX028	UXFHFD	(1,312)	(309)
4TX003	Anna Mosher Boardman 4-H Fund	43,638		(1,568)	(369)	(3,782)	*30,655*	37,920	1GX029	UXFHFD	(1,595)	(375)
4TX004	Coos County 4h Youth Dev Fund	15,220		(547)	(129)	(1,319)	*10,600*	13,225	1GX015	UXFHFD	(556)	(131)
4TX005	Paul Carbino 4-H Scholarship	4,497		(162)	(38)	(390)	*3,077*	3,907	1GX023	UXFHFD	(164)	(39)
4TX006	Tom Fairchild 4-H Dairy Fund	115,076	1,276	(4,120)	(969)	(10,122)	*85,977*	101,140	1GX022	UXFHFD	(4,249)	(1,000)
4TX007	Carl Hess 4-H Memorial Fund	78,552	1,800	(2,822)	(664)	(7,035)	*55,038*	69,832	1GX018	UXFHFD	(2,937)	(691)
4TX008	Internat'l 4h Youth Exchange	15,212		(546)	(129)	(1,318)	*10,500*	13,219	1GX027	UXFHFD	(556)	(131)
4TX009	Ruth Kimball 4-H Endowed Fund	219,354	3,696	(7,821)	(1,840)	(19,368)	*160,763*	194,021	1GX016	UXFHFD	(8,098)	(1,905)
4TX010	George D Kidder Fund	21,456		(771)	(181)	(1,860)	*14,875*	18,644	1GX020	UXFHFD	(784)	(185)
4TX011	NH 4-H Milk Dealers Fund	38,678	45	(1,389)	(327)	(3,354)	*31,356*	33,653	1GX019	UXFHFD	(1,414)	(333)
4TX012	NH 4-H Poultry Endowment	5,982		(215)	(50)	(519)	*4,122*	5,198	1GX026	UXFHFD	(219)	(51)
4TX013	NH 4-H Horse Endowment	8,579		(308)	(72)	(745)	*5,952*	7,455	1GX025	UXFHFD	(314)	(74)
4TX014	Lucile Poland Teen Conference	3,381		(121)	(29)	(293)	*2,322*	2,938	1GX024	UXFHFD	(124)	(29)
4TX015	Skoglund Endowed 4-H Fund	73,300	3,000	(2,525)	(594)	(6,576)	*54,667*	66,605	1GX017	UXFHFD	(2,684)	(632)
4TX016	Carroll T Stoddard Fund	18,180	100	(649)	(153)	(1,587)	*12,989*	15,891	1GX021	UXFHFD	(668)	(157)
4TX017	Caswell-Research, Teaching, Outreac	504,886	25,000	(17,203)	(4,048)	(45,620)	*404,583*	463,015	1GX036	UXLLMP	(18,495)	(4,352)
4TX018	Ruth Stimson Community Outreach Fun	62,722		(2,253)	(530)	(5,436)	*41,612*	54,502	1GX037	UXADMS	(2,292)	(539)
4TX019	Marshall 4-H Youth Opportunities Fn	41,136		(1,478)	(348)	(3,565)	*25,000*	35,745	1GX040	UXFHYD	(1,503)	(354)
4TX020	Dalrymple Community Outreach Fund	60,553		(1,994)	(469)	(5,272)	*42,600*	52,818	1GX041	UXSNHC	(2,221)	(523)
4TX021	William Spaulding Sea Grant Endowmn	17,539		(630)	(148)	(1,520)	*12,977*	15,241	1GX046	UXWMRS	(641)	(151)
4TX022	Briggs NH Land & Water Education Fn	394,984		(14,188)	(3,338)	(34,234)	*260,482*	343,223	1GX052	UXFRWL	(14,436)	(3,397)
4TX023	Pike Coop Ext Volunteer Leadership	68,972	249	(2,472)	(582)	(5,994)	*55,727*	60,174	1GX061	UXADMS	(2,526)	(594)
4TX024	Rines Young Inventors' Program	81,083	51,644	(2,895)	(681)	(13,861)	*126,886*	115,290	1GX076	UXADMS	(4,807)	(1,131)
4TZ001	Iona Hubbard Climate Change Ed	2,946,727		(97,542)	(22,942)	(256,479)	*1,861,221*	2,569,764	1GZ003	UZCC00	(108,077)	(25,430)
4TZ003	Laurent George Morin Fellowship	10,084	40,000			(5,706)	*50,000*	44,378			(1,818)	(428)
4TZ004	Herriott & Herrin Scholarship	121,098		(4,350)	(1,023)	(10,497)	*103,691*	105,229	1GZ171	UZMSOE	(4,426)	(1,041)
TOTAL TRUE ENDOWMENTS (POOLED-RESTRICTED)		236,081,866	9,457,745	(8,254,111)	(1,917,308)	(21,485,496)	169,519,234	213,882,696			(8,912,964)	(2,063,053)

UNIVERSITY OF NEW HAMPSHIRE FOUNDATION, INC.
DETAILED STATEMENT OF CHANGES IN ENDOWMENT AND SIMILAR FUNDS
WITH ADDITIONAL INFORMATION ON DISTRIBUTIONS
FOR THE YEAR ENDED JUNE 30, 2022

FUND	FUND NAME	MARKET VALUE 6/30/2021	NET ADDITIONS GIFTS & TRANSFERS	FY22 DISTRIBUTION PURPOSE	FY22 DISTRIBUTION MGMT FEE	FY22 MARKET APPRECIATION	*BOOK VALUE 6/30/2022*	MARKET VALUE 6/30/2022	FY22 PAYOUT FUND	FY22 PAYOUT ORG	FY23 DISTRIBUTION PURPOSE	FY23 DISTRIBUTION MGMT FEE
TOTAL TRUE ENDOWMENTS (POOLED)		**238,844,694**	**9,578,198**	**(8,353,397)**	**(1,940,670)**	**(21,738,715)**	***171,561,001***	**216,390,111**			**(9,018,398)**	**(2,087,862)**
TOTAL UNH FOUNDATION ENDOWMENT AND SIMILAR FUNDS (POOLED)		**296,533,286**	**9,753,207**	**(11,536,439)**	**(2,372,727)**	**(26,640,255)**	***219,717,933***	**265,737,072**			**(12,425,024)**	**(2,528,105)**
		-	(0)	-	0	0	(0)	-			(0)	0
LIFE INCOME AND ANNUITIES												
4MG014	K.V.R. Dey, Jr. Charitable Remainder Unitrust	322,096		(22,198)	(3,600)	(29,210)	*244,826*	267,088				
4MG015	Dickie Family Charitable Remainder Unitrust	34,829		(1,689)	(990)	(3,769)	*27,717*	28,381				
4MG130	David & Jerilyn Brownell Unitrust	134,856		(6,546)	(1,963)	(14,247)	*113,635*	112,101				
4MG135	Joe J. Paterno Unitrust	1,095,674		(53,186)	(11,684)	(116,813)	*923,798*	913,992				
4MG142	Lundholm & Forkey CRUT		1,292,244	(67,404)	(2,889)	(146,263)	*1,218,252*	1,075,688				
Various	UNHF Pooled Income Fund	421,039	(90,930)	(15,000)	(5,818)	(40,272)	*286,870*	269,019				
Various	UNHF Pooled Annuities	3,254,156	(200,573)	(166,365)	(28,805)	(341,381)	*2,277,530*	2,517,032				
TOTAL LIFE INCOME AND ANNUITIES		**5,262,652**	**1,000,740**	**(332,389)**	**(55,748)**	**(691,954)**	***5,092,628***	**5,183,301**				
			-	-	-	-	-	-				
TOTAL ENDOWMENT & SIMILIAR FUNDS		**$ 301,795,937**	**10,753,947**	**(11,868,828)**	**(2,428,475)**	**(27,332,210)**	***224,810,561***	**270,920,372**				
		-						-				

KEENE ENDOWMENT ASSOCIATION
DETAIL STATEMENT OF CHANGES IN ENDOWMENT
WITH ADDITIONAL INFORMATION ON DISTRIBUTIONS
FOR THE YEAR ENDED JUNE 30, 2022

FUND	FUND NAME	BOOK VALUE 6/30/2021	BOOK VALUE 6/30/2022	MARKET VALUE 6/30/2021	NET ADDITIONS PRIMARILY GIFTS	FY22 DISTRIBUTION PURPOSE	FY22 DISTRIBUTION MGMT FEE	FY22 MARKET APPRECIATION	MARKET VALUE 6/30/2022
INTERNALLY DESIGNATED - UNRESTRICTED									
5DEZ40	Keene Endow Assoc Gen Fund Income	-	-	30,531	-	-	(198)	(2,291)	28,042
TRUE ENDOWMENTS POOLED - RESTRICTED									
5TEZ01	Maxfield L Young Mem Schol Endow	64,038	64,038	240,362	-	(9,200)	(2,020)	(21,452)	207,690
5TEZ02	Harry C Tebbetts Scholarhip Endow	650,479	650,479	2,124,182	-	(81,350)	(17,848)	(189,562)	1,835,422
5TEZ03	Marion Frost Hudson '53 Mem. Schol	11,730	11,730	65,521	-	(1,100)	(559)	(2,563)	61,299
5TEZ04	Frank H Blackington Jr Mem Schol	17,472	17,572	50,054	100	(1,900)	(421)	(4,497)	43,336
5TEZ05	Dorothy E Potter '45 Mem Schol	14,637	14,637	41,701	-	(1,550)	(353)	(3,756)	36,042
5TEZ06	KSC Student Memorial Schol Endow	64,508	64,508	328,125	-	(12,550)	(2,762)	(29,335)	283,478
5TEZ07	Fred Simmons Memorial Schol Endow	33,371	33,671	83,656	300	(3,150)	(705)	(7,568)	72,533
5TEZ08	KSC Family Assistance Schol Endow	13,569	13,569	86,519	-	(3,300)	(727)	(7,725)	74,767
5TEZ09	KSC Alumni Association Schol Endow	164,736	165,236	540,302	500	(20,650)	(4,553)	(48,476)	467,123
5TEZ10	David C Staples Memorial Schol	1,572,996	1,746,438	2,098,499	173,442	(25,000)	(15,932)	(120,692)	2,110,317
5TEZ11	Margaret E Siegert '84 Mem Schol	34,882	34,882	73,012	-	(2,000)	(619)	(6,726)	63,667
5TEZ12	Teacher Education Scholarship	170,717	170,553	335,792	(164)	(12,219)	(2,888)	(30,841)	289,680
5TEZ13	Giovannangeli Family Schol Endow	31,483	31,833	81,005	350	(1,000)	(693)	(3,249)	76,413
5TEZ14	Lydia Pellerin Tolman '47 Mem Schol	26,570	28,670	68,581	2,100	(2,600)	(578)	(6,544)	60,959
5TEZ15	Leona Day Henderson '18 Schol	36,015	36,015	199,878	-	(7,650)	(1,680)	(17,837)	172,711
5TEZ16	David Hatch Battenfeld Mem Award	11,842	13,142	22,357	1,300	(700)	(184)	(2,320)	20,453
5TEZ17	Capt Michael J Watters 86 Mem Schol	85,824	86,264	150,492	440	(5,700)	(1,269)	(13,594)	130,369
5TEZ18	Peter Jenkins Memorial Schol Endow	21,122	21,222	41,007	100	(1,550)	(347)	(3,748)	35,462
5TEZ19	Frank Blackington Jr Language Award	9,933	9,933	25,109	-	(900)	(219)	(2,349)	21,641
5TEZ20	Julia McHale Redfern Memorial Prize	9,764	9,764	30,949	-	(500)	(264)	(1,213)	28,972
5TEZ21	Levine Mellion Parent Award	6,670	6,670	18,312	-	(250)	(162)	(762)	17,138
5TEZ22	Aubrey Thomas '62 Biology Award	20,935	21,060	35,043	125	(1,300)	(298)	(3,196)	30,374
5TEZ23	MF Hudson-BD Turner '16 Mem Library	24,835	26,835	73,429	2,000	(2,550)	(629)	(7,004)	65,246
5TEZ25	Harry Preston Book Fund Endowment	4,606	4,606	21,884	-	(800)	(187)	(1,989)	18,908
5TEZ26	Franklyn C Redfern Mem Book Fund	6,810	6,810	24,711	-	(400)	(213)	(977)	23,121
5TEZ27	KEA Thorne-Sagendorph Art Gallery	279,720	279,720	1,106,584	-	(8,649)	(9,440)	(106,604)	981,891
5TEZ29	Marion Wood '26 Room Endowment	15,806	15,806	53,085	-	(150)	(466)	(5,319)	47,150
5TEZ30	Barbara J Seelye Memorial Endow	8,358	8,358	24,235	-	(900)	(204)	(2,172)	20,959
5TEZ31	Franklin Roberts '24 Geography Fund	10,385	10,385	52,690	-	(2,000)	(443)	(4,711)	45,536
5TEZ33	KEA Class of 1939 International Edu	15,004	15,004	32,714	-	-	(276)	(3,161)	29,277
5TEZ34	Rosensaft Scholarship Endowment	11,533	11,533	47,597	-	(1,800)	(400)	(4,253)	41,144
5TEZ37	Phi Lambda Chi Scholarship Endow	11,901	11,901	36,321	-	(1,350)	(307)	(3,269)	31,395
5TEZ38	Michael D Keller Memorial Endowment	30,702	31,077	57,476	375	(2,150)	(487)	(5,330)	49,884

KEENE ENDOWMENT ASSOCIATION
DETAIL STATEMENT OF CHANGES IN ENDOWMENT
WITH ADDITIONAL INFORMATION ON DISTRIBUTIONS
FOR THE YEAR ENDED JUNE 30, 2022

FUND	FUND NAME	BOOK VALUE 6/30/2021	BOOK VALUE 6/30/2022	MARKET VALUE 6/30/2021	NET ADDITIONS PRIMARILY GIFTS	FY22 DISTRIBUTION PURPOSE	FY22 DISTRIBUTION MGMT FEE	FY22 MARKET APPRECIATION	MARKET VALUE 6/30/2022
5TEZ41	Costin Family Scholarship Endowment	45,035	46,090	73,580	1,055	(2,800)	(621)	(6,781)	64,433
5TEZ44	KEA Redfern Arts Center Endowment	87,524	87,524	142,603	-	(3,500)	(1,390)	(15,280)	122,433
5TEZ45	Francis Oliver Campus Beautificatio	32,040	32,040	73,440	-	(2,500)	(628)	(4,740)	65,572
5TEZ46	Fred L Barry 36 Graduate Fellowship	48,513	48,613	173,195	100	(2,900)	(1,487)	(6,823)	162,085
5TEZ48	Norma W Walker '51 Schol Endow	31,449	31,669	47,714	221	(1,550)	(412)	(4,517)	41,456
5TEZ49	Ann C Peters Scholarship Endowmnt	27,545	28,045	47,052	500	(800)	(406)	(1,912)	44,434
5TEZ50	Class of 1958 Schol for Teacher Ed	57,898	58,018	98,554	120	(2,990)	(837)	(9,587)	85,260
5TEZ51	Dorothea Kitlan Scholarship Endow	936,277	936,277	1,562,063	-	(59,800)	(13,142)	(139,545)	1,349,576
5TEZ52	Class of 1960 Endowed Scholarship	60,430	61,310	108,954	880	(4,000)	(929)	(10,216)	94,689
5TEZ53	Staples, David C. Nusing Schol-End	708,789	795,440	860,287	86,651	(11,000)	(6,347)	(52,798)	876,793
5TEZ54	Class of 1962 Scholarship - Endow	47,501	47,751	74,630	250	(2,500)	(642)	(6,951)	64,787
5TEZ55	Class of 1957 Endowed Sch Teach Ed	39,271	39,551	56,520	280	(2,100)	(494)	(5,326)	48,880
5TEZ56	Megna Family Endowed Scholarship	35,000	35,000	49,492	-	(1,650)	(445)	(4,800)	42,597
5TEZ57	Dr. Howard Smith Schl Endowment	150,000	150,000	213,448	-	(8,050)	(1,857)	(19,795)	183,746
5TEZ58	Faust, John and Cynthia Schl	26,800	27,150	37,405	350	(1,350)	(317)	(3,511)	32,577
5TEZ59	Elizabeth Staples Opportunity Schl	674,484	761,135	790,433	86,651	(9,700)	(5,751)	(50,077)	811,556
5TEZ60	History Scholarship Fund	50,600	251,600	77,179	201,000	(2,850)	(715)	(42,354)	232,260
5TEZ61	Leonard Endow. Schl. Disabilities	100,550	100,550	141,125	-	(5,150)	(1,359)	(10,293)	124,323
5TEZ62	Leonard Endowed Schl in Music	100,100	100,100	146,560	-	(5,300)	(1,436)	(15,479)	124,345
5TEZ63	Rodney R. Adams '72 Mem. Schp. Fund	20,050	20,050	33,216	-	(1,250)	(281)	(2,999)	28,686
5TEZ64	Jue Community Service Endowment	28,000	36,100	41,082	8,100	(1,300)	(400)	(4,924)	42,558
5TEZ65	J Abbott Global Opportunities Fund	20,390	27,430	31,275	7,040	-	(310)	(4,898)	33,107
5TEZ66	Olive F Jennison Award Endowment	50,342	50,342	67,630	-	(2,310)	(611)	(4,625)	60,084
5TEZ67	Robert and Alice Johnson Sch Ed	40,000	46,000	56,782	6,000	(1,650)	(511)	(7,482)	53,139
5TEZ68	Lora Adams Mem Nutri & Health Endow	20,000	20,000	29,283	-	(1,050)	(293)	(3,168)	24,772
5TEZ69	Atha Adams Scholarship Endowment	25,000	30,000	27,820	5,000	-	-	(3,891)	28,929
5TEZ70	Dr Rose Kundanis Journalism Endow	27,305	28,785	35,781	1,480	(1,250)	(363)	(2,878)	32,770
5TEZ71	Carole Russell Memorial Endowment	37,203	37,380	52,210	177	(1,700)	(503)	(5,759)	44,425
5TEZ72	Raymond & Dorothy M Jobin Endowment	28,712	30,212	40,621	1,500	(1,350)	(406)	(4,718)	35,647
5TEZ73	Samuel Martin '09 Mem Schol Endowme	25,468	25,468	36,545	-	(1,250)	(360)	(3,891)	31,044
5TEZ74	Don Baldini Music Scholarship Endow	20,570	21,270	28,627	700	(1,050)	(267)	(2,150)	25,860
5TEZ75	Quin-D Dance Endowment	21,692	21,742	30,279	50	(1,000)	(287)	(2,202)	26,840
5TEZ76	Women's Education Oppor Fund Endow	100,710	100,245	136,137	(465)	(4,900)	(1,420)	(10,770)	118,582
5TEZ77	Cohen Department Chair HGS Program	-	1,000,000	-	1,000,000	-	-	(165,291)	834,709
5TEZ78	Director Cohen Center HGS Endowment	2,500,000	2,500,000	3,220,687	-	(100,000)	(36,405)	(395,409)	2,688,873
5TEZ79	Mary & Lester Shealy Mem Sch Endowm	25,000	25,000	32,493	-	(1,100)	(353)	(2,707)	28,333
5TEZ80	Class of 1964 Teacher Ed Sch Endow	43,664	49,139	55,349	5,475	-	(579)	(8,233)	52,012
5TEZ81	David Leinster Mem Sch Endow	-	25,000	-	25,000	-	-	(4,400)	20,600
5TEZ82	KEA Board of Trustees Scholar Endow	-	25,950	-	25,950	-	-	(4,376)	21,574

KEENE ENDOWMENT ASSOCIATION
DETAIL STATEMENT OF CHANGES IN ENDOWMENT
WITH ADDITIONAL INFORMATION ON DISTRIBUTIONS
FOR THE YEAR ENDED JUNE 30, 2022

FUND	FUND NAME	BOOK VALUE 6/30/2021	BOOK VALUE 6/30/2022	MARKET VALUE 6/30/2021	NET ADDITIONS PRIMARILY GIFTS	FY22 DISTRIBUTION PURPOSE	FY22 DISTRIBUTION MGMT FEE	FY22 MARKET APPRECIATION	MARKET VALUE 6/30/2022
5TEZ83	C Barber 10 Men's Lacrosse Fund End	20,051	20,051	20,546	-	-	-	(3,299)	17,247
5TEZ84	D Ogg SPDI Faculty Develop Endow	-	350,000	-	350,000	-	-	(63,540)	286,460
5TEZ85	Delmar Ogg SPDI Scholarship Endow	-	50,000	-	50,000	-	-	(9,077)	40,923
5TEZ86	Barbara Rousseau Scholarship Endowm	-	195,000	-	195,000	-	-	(35,622)	159,378
5TEZ87	Math Faculty Scholarship Endowment	-	20,100	-	20,100	-	-	(2,149)	17,951
5TEZ89	Dr Gary Bonitatibus Mem Schol Endow	-	20,100	-	20,100	-	-	(2,960)	17,140
TOTAL ENDOWMENTS		9,806,916	12,087,148	17,021,781	2,280,233	(468,518)	(150,697)	(1,844,997)	16,837,802
TOTAL ENDOWMENTS AND INTERNALLY DESIGNATED FUND		**9,806,916**	**12,087,148**	**17,052,312**	**2,280,233**	**(468,518)**	**(150,895)**	**(1,847,288)**	**16,865,844**

UNIVERSITY SYSTEM OF NEW HAMPSHIRE
SCHEDULE OF PLANT FUNDS INDEBTEDNESS
AT JUNE 30, 2022

	ORIGINAL PRINCIPAL	PRINCIPAL OUTSTANDING AS OF JUNE 30, 2022[1]
BONDED INDEBTEDNESS CONSISTS OF THE FOLLOWING AT JUNE 30, 2022:		
NHHEFA BONDS		
STUDENT FEE SUPPORTED FACILITIES:		
Revenue Bonds, University System of New Hampshire Issue, Series 2005A issued January 2005 with variable interest rate maturing July 1, 2035, authorized by the New Hampshire Health and Education Facilities Authority. Annual payments on a planned schedule ranging from $300,000 to $3,700,000 plus interest. Net of unamortized discount of $106,567.	$65,000,000	40,300,000
Revenue Bonds, University System of New Hampshire Issue, Series 2005B issued August 2005 with variable interest rate maturing July 1, 2033, authorized by the New Hampshire Health and Education Facilities Authority. Annual payments on a planned schedule ranging from $865,000 to $5,610,000 plus interest.	97,360,000	49,620,000
Revenue Bonds, University System of New Hampshire Issue, Series 2011B issued June 2011 with a variable interest rate maturing July 1, 2033, authorized by the New Hampshire Health and Education Facilities Authority. In December 2006, USNH entered a Swaption Agreement with counterparty, receiving fixed interest rate while USNH receives variable interest rate until counterpart executed option in April 2011. 2001 Bonds were defeased and replaced with HEFA 2011B issuance. Proceeds from the swaption transaction of $2,948,000 are invested in funds functioning as endowment. Related liability-held as long term debt.	42,570,000	23,630,000
Revenue Bonds, University System of New Hampshire Issue, Series 2014 issued June 2014 with a fixed interest rate of 1.97% maturing July 1, 2024, authorized by the New Hampshire Health and Education Facilities Authority. The Series 2014 is a refunding of the Series 2009A Bonds maturing on July 1, 2014. Annual payments on a planned schedule ranging from $1,955,000 to $2,380,000. Net of unamortized premium of 0.	21,760,000	7,000,000
Revenue Bonds, University System of New Hampshire Issue, Series 2015 issued May 2015 with a fixed interest rate of 3.97% maturing July 1, 2045, authorized by the New Hampshire Health and Education Facilities Authority. Included in this Series 2015 is the advance refunding of the Series 2006B-2 Bonds maturing on July 1, 2016. Annual payments on a planned schedule ranging from $1,100,000 to $6,120,000. Net of unamortized premium of $10,736,910.	116,970,000	101,570,000

UNIVERSITY SYSTEM OF NEW HAMPSHIRE
SCHEDULE OF PLANT FUNDS INDEBTEDNESS
AT JUNE 30, 2022

	ORIGINAL PRINCIPAL	PRINCIPAL OUTSTANDING AS OF JUNE 30, 2022[1]
Revenue Bonds, University System of New Hampshire Issue, Series 2016 issued May 2016 with a fixed interest rate of 2.66% maturing July 1, 2046, authorized by the New Hampshire Health and Education Facilities Authority. Included in this Series 2016 is the refunding of the Series 2009A Bonds maturing on July 1, 2016. Annual payments on a planned schedule ranging from $965,000 to $3,550,000. Net of unamortized premium of $2,755,825.	53,890,000	41,890,000
Revenue Bonds, University System of New Hampshire Issue, Series 2017A issued December 2017 with a fixed interest rate of 3.13% maturing July 1, 2037, authorized by the New Hampshire Health and Education Facilities Authority. Included in this Series 2017A is the refunding of the Series 2009A Bonds maturing on July 1, 2020 and July 1, 2023. Annual payments on a planned schedule ranging from $1,760,000 to $4,240,000. Net of unamortized premium of $7,774,066.	53,805,000	48,255,000
Revenue Bonds, University System of New Hampshire Issue, Series 2017B issued December 2017 with a fixed interest rate of 3.42% maturing July 1, 2037, authorized by the New Hampshire Health and Education Facilities Authority. Included in this Series 2017B is the refunding of the Series 2007 Bonds maturing on July 1, 2018. Annual payments on a planned schedule ranging from $1,100,000 to $3,330,000. Net of unamortized premium of $0.	49,020,000	41,950,000
TOTAL - BONDED INDEBTEDNESS ISSUED BY NHHEFA	$500,375,000	354,215,000
TOTAL USNH BONDED INDEBTEDNESS	$500,375,000	354,215,000

[1]excludes discounts and premiums

UNIVERSITY SYSTEM OF NEW HAMPSHIRE
SUMMARY OF OUTSTANDING FINANCED PURCHASES
AT JUNE 30, 2022

LEASE HOLDER	ITEM	DATE OF AGREEMENT	ORIGINAL TERM IN MONTHS	ANNUAL INTEREST RATE	PRINCIPAL AMOUNT FINANCED	BALANCE 6/30/22
UNIVERSITY OF NEW HAMPSHIRE						
Saulsbury Hill Financial / Bank of Ozark	Cogeneration Plant	4/30/2004	240	4.45%	$ 18,292,120	4,076,570
TOTAL UNIVERSITY OF NEW HAMPSHIRE					**18,292,120**	**4,076,570**
KEENE STATE COLLEGE						
Caterpillar Financial Services Corp	Caterpillar 918M	12/8/2016	120	2.50%	148,900	62,568
Bank of West	Kubota Excavator	10/26/2017	72	4.08%	71,246	12,580
TOTAL KEENE STATE COLLEGE					**220,146**	**75,148**
TOTAL UNIVERSITY SYSTEM OF NEW HAMPSHIRE					**$ 18,512,266**	**4,151,718**

UNIVERSITY SYSTEM OF NEW HAMPSHIRE
SUMMARY SCHEDULE OF DEPRECIATION/AMORTIZATION
AT JUNE 30, 2022

	Historical Cost: Cumulative 6/30/2022	Accumulated Depreciation/ Amortization 6/30/2021	Disposals and Other Changes 2022	Depreciation/ Amortization Expense 2022*	Accumulated Depreciation/ Amortization 6/30/2022
UNIVERSITY OF NEW HAMPSHIRE - DURHAM					
Buildings and Improvements	*$ 1,239,621,678*	610,744,134	(4,681,373)	38,877,971	644,940,732
Equipment	*134,168,629*	93,196,855	(3,791,629)	9,451,026	98,856,252
Intangible RTU Real Estate Leases	*16,389,106*	1,417,656	-	1,417,656	2,835,312
Intangible RTU Equipment Leases	*1,396,394*	431,935	-	618,031	1,049,966
TOTAL UNIVERSITY OF NEW HAMPSHIRE - DURHAM	*1,391,575,807*	705,790,580	(8,473,002)	50,364,684	747,682,262
UNIVERSITY OF NEW HAMPSHIRE AT MANCHESTER					
Buildings and Improvements	*5,619,518*	1,057,818	-	521,371	1,579,189
Equipment	*2,045,262*	493,082	(8,370)	238,069	722,781
Intangible RTU Real Estate Leases	*22,753,616*	1,358,116	-	1,358,116	2,716,232
TOTAL UNIVERSITY OF NEW HAMPSHIRE AT MANCHESTER	*30,418,396*	2,909,016	(8,370)	2,117,556	5,018,202
UNIVERSITY OF NEW HAMPSHIRE SCHOOL OF LAW					
Buildings and Improvements	*18,035,810*	10,593,218	(164,754)	498,800	10,927,264
Equipment	*1,383,633*	849,739	(60,851)	104,578	893,466
TOTAL UNIVERSITY OF NEW HAMPSHIRE SCHOOL OF LAW	*19,419,443*	11,442,957	(225,605)	603,378	11,820,730
PLYMOUTH STATE UNIVERSITY					
Buildings and Improvements	*319,162,615*	143,719,319	(1,634,688)	8,268,652	150,353,283
Equipment	*12,670,582*	9,535,546	(1,308,590)	898,356	9,125,312
Intangible RTU Equipment Leases	*168,186*	15,290	-	61,158	76,448
TOTAL PLYMOUTH STATE UNIVERSITY	*332,001,383*	153,270,155	(2,943,278)	9,228,166	159,555,043
KEENE STATE COLLEGE					
Buildings and Improvements	*308,177,532*	155,154,568	(1,697,820)	7,819,173	161,275,921
Equipment	*9,546,391*	6,106,524	(263,324)	571,979	6,415,179
Intangible RTU Real Estate Leases	*1,162,801*	64,661	-	64,661	129,322
TOTAL KEENE STATE COLLEGE	*318,886,724*	161,325,753	(1,961,144)	8,455,813	167,820,422
GRANITE STATE COLLEGE					
Buildings and Improvements	*7,869,480*	2,591,729	(543,443)	290,884	2,339,170
Equipment	*371,840*	260,670	(91,577)	35,778	204,871
Intangible RTU Real Estate Leases	*1,121,858*	78,727	-	78,727	157,454
TOTAL GRANITE STATE COLLEGE	*9,363,178*	2,931,126	(635,020)	405,389	2,701,495
TRUSTEES/CHANCELLOR'S OFFICE					
Buildings and Improvements	*726,989*	508,892	-	72,699	581,591
Equipment	*1,281,329*	168,408	(71,437)	129,082	226,053
Intangible RTU Real Estate Leases	*2,637,487*	178,813	-	178,812	357,625
TOTAL TRUSTEES/CHANCELLOR'S OFFICE	*4,645,805*	856,113	(71,437)	380,593	1,165,269
UNIVERSITY SYSTEM OF NEW HAMPSHIRE					
Buildings and Improvements	*1,899,213,622*	924,369,678	(8,722,078)	56,349,550	971,997,150
Equipment	*161,467,666*	110,610,824	(5,595,778)	11,428,868	116,443,914
Intangible RTU Real Estate Leases	*44,064,868*	3,097,973	-	3,097,972	6,195,945
Intangible RTU Equipment Leases	*1,564,580*	447,225	-	679,189	1,126,414
TOTAL UNIVERSITY SYSTEM OF NEW HAMPSHIRE	*$ 2,106,310,736*	1,038,525,700	(14,317,856)	71,555,579	1,095,763,423

*does not include Asset Retirement Obligation amortization

UNIVERSITY SYSTEM OF NEW HAMPSHIRE
SUMMARY INVENTORY OF PROPERTY AND EQUIPMENT
AT JUNE 30, 2022

	UNIVERSITY OF NEW HAMPSHIRE - DURHAM	UNIVERSITY OF NEW HAMPSHIRE AT MANCHESTER	UNIVERSITY OF NEW HAMPSHIRE LAW	UNIVERSITY OF NEW HAMPSHIRE FOUNDATION	PLYMOUTH STATE UNIVERSITY	KEENE STATE COLLEGE	GRANITE STATE COLLEGE	TRUSTEES/ CHANCELLOR'S OFFICE	TOTAL
Property and equipment, net									
Land	$ 4,824,562		612,831	295,000	2,653,196	6,071,919	827,600		15,285,108
Instruction and administration buildings	597,974,171	5,619,518	17,569,367		127,404,905	116,352,948	7,869,480	726,989	873,517,378
Auxiliary	449,486,119		282,099		164,021,654	174,892,609			788,682,481
Land improvements	23,787,029		184,344		3,255,532	1,002,227			28,229,132
Infrastructure	168,374,359				24,480,524	15,929,748			208,784,631
Intangible RTU Real Estate Leases	16,389,106	22,753,616				1,162,801	1,121,858	2,637,487	44,064,868
Equipment	134,168,629	2,045,262	1,383,633		12,670,582	9,546,391	371,840	1,281,329	161,467,666
Intangible RTU Equipment Leases	1,396,394				168,186				1,564,580
	1,396,400,369	30,418,396	20,032,274	295,000	334,654,579	324,958,643	10,190,778	4,645,805	2,121,595,844
Accumulated depreciation	(747,682,262)	(5,018,202)	(11,820,730)		(159,555,043)	(167,820,422)	(2,701,495)	(1,165,269)	(1,095,763,423)
	648,718,107	25,400,194	8,211,544	295,000	175,099,536	157,138,221	7,489,283	3,480,536	1,025,832,421
Construction in progress	68,802,448								68,802,448
Improvement in progress	17,083,252				4,637,565	2,922,413			24,643,230
Allowance for noncapital amounts in WIP	(750,000)				(450,000)	(250,000)			(1,450,000)
Fabricated Projects in progress	1,287,903								1,287,903
Total property and equipment, net	$ 735,141,710	25,400,194	8,211,544	295,000	179,287,101	159,810,634	7,489,283	3,480,536	1,119,116,002

UNIVERSITY SYSTEM OF NEW HAMPSHIRE
UNIVERSITY OF NEW HAMPSHIRE - DURHAM
PLANT FUNDS INVENTORY OF PROPERTY AND EQUIPMENT
AT JUNE 30, 2022

		YEAR CONSTRUCTED OR ACQUIRED	YEAR OF MOST RECENT MODIFICATION	INVESTMENT JUNE 30, 2021	ADDITIONS	DEDUCTIONS	INVESTMENT JUNE 30, 2022	ACCUMULATED DEPRECIATION	NET INVESTMENT JUNE 30, 2022
LAND AND OUTLYING PROPERTIES									
GRANTOR:									
136 Pine Hill Road, Ossipee	2	2016		1,576			1,576		1,576
146 Pine Hill Road, Ossipee, NH	1.01	2022		-	29,164		29,164		29,164
256 Mast Rd	0.65	2004		272,152			272,152		272,152
283 Mast Rd		2020		345,024			345,024		345,024
285 Mast Rd		2020		288,004			288,004		288,004
296 Orchard Drive		2020		30,296			30,296		30,296
8 Spinney Lane	2.21	2017		84,770			84,770		84,770
Abbie Mathes, et al	1.95	1891		1,800			1,800		1,800
Albert Demeritt	1.4	1915		1,000			1,000		1,000
Alberta & Altheda Leith	1.1	1955		928			928		928
Alfred Pinkham	2	1891		600			600		600
Alice E. Dudley Farm	110	1985		135,000			135,000		135,000
Alpha XI Zeta Associates	3.18	1958 & 1962		6,000			6,000		6,000
Anonymous Gift of Land	80	1978		75,000			75,000		75,000
Arthur Teeri	35	1934		3,500			3,500		3,500
Arthur W. McDaniel	226.14	1952		1,269			1,269		1,269
Benjamin Thompson	244.55	1890		19,500			19,500		19,500
Bennett Road	4.51	2015		150,206			150,206		150,206
Boston & Maine R.R.	1.57	1912		1			1		1
Boston & Maine R.R.	62.65	1913		1			1		1
Boston & Maine R.R.	5.14	1913		1			1		1
Boston & Maine R.R.	258.18	1923		4,650			4,650		4,650
Boston & Maine R.R.	0.72	1957 & 1960		759			759		759
Camp Inc.	70	1967		25,800			25,800		25,800
Carrie E. Drake	2	1908		300			300		300
Charles E. Hoitt	10.96	1912		10,000			10,000		10,000
Charles M. Dale	336	1958		72,009			72,009		72,009
Charles Wentworth Estate	1.5	1945		500			500		500
Chester H. Tecce	0.2	1950		5,033			5,033		5,033
Christopher Morris	70.94	1963		1			1		1
Christopher Morris	4.87	1967		1			1		1
Clark & Alice Stevens	11	1943		3,500			3,500		3,500
Clark & Alice Stevens	1.8	1965		20,000			20,000		20,000
Clark & Alice Stevens	4.95	1967		30,000			30,000		30,000
Clark & Alice Stevens	2.38	1969		10,000			10,000		10,000
Clark Property		1992		140,000			140,000		140,000
D.J. Chase Associates	12	1982		200,000			200,000		200,000
Donna & Peter Janetos	0.37	1968		7,650			7,650		7,650
Douglas Woodward	11.4	1982		18,000			18,000		18,000
Dr. Grant Heirs	0.5	1946		1,000			1,000		1,000
Elsie Underwood Estate		1981		45,000			45,000		45,000

UNIVERSITY SYSTEM OF NEW HAMPSHIRE
UNIVERSITY OF NEW HAMPSHIRE - DURHAM
PLANT FUNDS INVENTORY OF PROPERTY AND EQUIPMENT
AT JUNE 30, 2022

		YEAR CONSTRUCTED OR ACQUIRED	YEAR OF MOST RECENT MODIFICATION	INVESTMENT JUNE 30, 2021	ADDITIONS	DEDUCTIONS	INVESTMENT JUNE 30, 2022	ACCUMULATED DEPRECIATION	NET INVESTMENT JUNE 30, 2022
Edward A. Mariotti	7	1969		11,500			11,500		11,500
Edward L. Miles	40	1935		600			600		600
Edward Russell	1	1900		130			130		130
Edward Vaas		2001		267,300			267,300		267,300
Eugene L. Moore	164.2	1941		8,906			8,906		8,906
Evelyn Browne	5.89	1988		60,000			60,000		60,000
Evelyn Browne	5	1996		42,000			42,000		42,000
Frank Morrison	0.3	1942		1,000			1,000		1,000
Fred Davis	0.98	1949		1,802			1,802		1,802
Fred E. Jenkins	0.01	1894		1			1		1
George H. Amazeen	0.25	1891		220			220		220
George H. Amazeen	1	1891		500			500		500
George H. Amazeen	65.25	1923		2,750			2,750		2,750
George H. Mathes	31	1921		3,750			3,750		3,750
George H. Whitcher	0.01	1894		1			1		1
George N. Demeritt	220	1969		60,000			60,000		60,000
George P. Demeritt	14	1892		240			240		240
Gertrude Burnham	44.5	1986		60,000			60,000		60,000
Gordon & Helen Robinson	0.26	1975		3,505			3,505		3,505
Harold Loveren	5.9	1941		725			725		725
Helen Hamilton	0.25	1982		50,000			50,000		50,000
Hilda O'Connell	0.2	1973		22,825			22,825		22,825
Ina E. Thompson	206.47	1971		45,399			45,399		45,399
Ina E. Thompson		1976		26,500			26,500		26,500
Irving W. Hersey	0.2	1971		50,010			50,010		50,010
Ivan C. Weld	83.29	1921		2,200			2,200		2,200
Jasper McDaniels	18	1891		1,800			1,800		1,800
John Hoar & Hoar Pond Dam	69.6	1991		24,039			24,039		24,039
John S. Elliott	13.3	1952		3,146			3,146		3,146
Joseph Batcheller	0.2	1965		15,200			15,200		15,200
Kappa Sigma Land		1994		397,532			397,532		397,532
Katherine Paine	3.38	1931		218			218		218
Lamda Chi Alpha Fraternity	3.25	1965		9,829			9,829		9,829
Leawood Orchards	22.95	1986		200,000			200,000		200,000
Lee L. Rice	0.5	1942		1,745			1,745		1,745
Lee L. Rice	0.1	1945		800			800		800
Lewis Ellison	8.9	1935		1,800			1,800		1,800
Lotta K. Laton	202.6	1967		35,000			35,000		35,000
Lotta K. Laton	119	1972		40,000			40,000		40,000
Lotta K. Laton	1.9	1973		58,000			58,000		58,000
Lucien Thompson	21	1897		3,105			3,105		3,105
Lucien Thompson	7.2	1891		1,127			1,127		1,127
M. Bechwith	23	1996		13,000			13,000		13,000

UNIVERSITY SYSTEM OF NEW HAMPSHIRE
UNIVERSITY OF NEW HAMPSHIRE - DURHAM
PLANT FUNDS INVENTORY OF PROPERTY AND EQUIPMENT
AT JUNE 30, 2022

		YEAR CONSTRUCTED OR ACQUIRED	YEAR OF MOST RECENT MODIFICATION	INVESTMENT JUNE 30, 2021	ADDITIONS	DEDUCTIONS	INVESTMENT JUNE 30, 2022	ACCUMULATED DEPRECIATION	NET INVESTMENT JUNE 30, 2022
Margaret L. Whitman	0.24	1969		8,021			8,021		8,021
Marine Research Facility & Pier		2009		169,191			169,191		169,191
Marion P. Kimball	11.25	1965		1,625			1,625		1,625
Mary Strout	0.22	1943		5,000			5,000		5,000
Mast Road Property		1993		184,682			184,682		184,682
Mendum's Pond - Burke Land	0.25	2000		35,750			35,750		35,750
Merrill & Florence Rowe	24.06	1974		30,000			30,000		30,000
Moses G. Woodman	104.87	1917		3,700			3,700		3,700
Murell & Shirley Thompson	0.25	1969		3,049			3,049		3,049
Nicholas Colovos	0.3	1965		18,247			18,247		18,247
Olive A. Whittier	0.25	1891		250			250		250
Paul & Mary Verrette	0.11	1967		29,000			29,000		29,000
Paul W. & Dorothy Tarr Hobbs	26.5	1980		13,900			13,900		13,900
Philip C. Jones	335	1977		90,000			90,000		90,000
Railroad Property		2006		150,000			150,000		150,000
Robert & Francis Palmer	0.14	1972		25,006			25,006		25,006
Robert & Janet Kelley	0.5	1975		1,006			1,006		1,006
Route 16, Ossipee, NH		2019		62,255			62,255		62,255
Seth W. Sherburne	17.8	1962		15,620			15,620		15,620
Sinclair Kennedy	60	1943		60			60		60
Spruce Hole (capital lease)		1992		325,711			325,711		325,711
Theodore Neimi	15	1934		1,000			1,000		1,000
Theordore Wolff	0.28	1964		4,900			4,900		4,900
Thomas Davis	12	1911		200			200		200
Thomas Moiles	4	1925		4,640			4,640		4,640
Town of Durham	0.06	1893		1			1		1
Town of Durham	0.58	1971		400			400		400
Waldo I. Sanders	1	1953		165			165		165
Walter C. O'Kane	110	1930		15,828			15,828		15,828
Walter C. O'Kane	5.45	1959 & 1964		20,000			20,000		20,000
Wesley & Wendell Davis	2	1967		15,004			15,004		15,004
Willard N. Corpening		1977		11,750			11,750		11,750
William & Nancy Robinson	0.65	1975		7,900			7,900		7,900
William Cowell	4	1931		2,500			2,500		2,500
TOTAL LAND AND OUTLYING PROPERTIES				**4,795,398**	**29,164**	**-**	**4,824,562**	**-**	**4,824,562**
INSTRUCTIONAL AND ADMINISTRATIVE BUILDINGS									
Instructional and Administrative Buildings excluding Farm Buildings									
1 Leavitt Lane		1975	2018	6,252,434		(81,359)	6,171,075	4,924,996	1,246,079
10 Academic Way (Housing Office)		2008	NA	3,464,462			3,464,462	1,255,867	2,208,594
10 Pettee Brook Lane		2017	2020	681,039			681,039	357,521	323,517
10 West Edge Drive		1996	2017	1,405,866		(30,353)	1,375,513	1,291,263	84,250

UNIVERSITY SYSTEM OF NEW HAMPSHIRE
UNIVERSITY OF NEW HAMPSHIRE - DURHAM
PLANT FUNDS INVENTORY OF PROPERTY AND EQUIPMENT
AT JUNE 30, 2022

	YEAR CONSTRUCTED OR ACQUIRED	YEAR OF MOST RECENT MODIFICATION	INVESTMENT JUNE 30, 2021	ADDITIONS	DEDUCTIONS	INVESTMENT JUNE 30, 2022	ACCUMULATED DEPRECIATION	NET INVESTMENT JUNE 30, 2022
11 Leavitt Lane - Chem Process	2014	NA	131,920			131,920	44,853	87,067
11 Leavitt Lane - Perpetuity Hall	1996	2009	568,234			568,234	409,011	159,223
11 Leavitt Lane - Rad-Chem Storage	2014	NA	307,812			307,812	87,213	220,599
121 Technology Drive	1994	2019	3,992,193			3,992,193	2,711,418	1,280,775
18 Waterworks Road	2008	2022	2,088,915	106,796	(63,025)	2,132,686	661,550	1,471,136
2 Leavitt Lane	2013	NA	81,584			81,584	31,002	50,582
6 Leavitt Lane	1970	2020	3,246,193		(37,812)	3,208,381	1,881,740	1,326,641
9 Leavitt Lane	2013	NA	92,917			92,917	35,308	57,608
9 Madbury Road	2017	2019	332,566			332,566	198,251	134,315
Barton Hall	1969	2019	2,211,406			2,211,406	1,076,387	1,135,018
Browne Center	1994	2012	736,310		(29,152)	707,158	682,966	24,191
Cable Television Headend Building	1996	1997	1,708,890			1,708,890	1,708,890	-
Chase Ocean Engineering	1996	2019	11,943,765		(53,311)	11,890,454	5,624,214	6,266,240
Child Study & Development Center	1989	2020	1,309,558		(36,027)	1,273,531	859,988	413,542
Chiller Plant-McDaniel Drive	2007	2015	7,885,550			7,885,550	4,640,960	3,244,589
Cole Hall	1987	2019	5,284,578		(108,190)	5,176,388	4,064,720	1,111,668
Conant Hall	1893	2019	3,921,653		(76,007)	3,845,646	2,098,124	1,747,521
Demeritt Hall	2008	2011	19,357,555		(55,023)	19,302,532	11,548,322	7,754,210
Dimond Library	1958	2020	28,111,500		(77,108)	28,034,392	19,077,003	8,957,389
DPW Grounds and Roads	1985	2019	1,133,148		(45,503)	1,087,645	372,080	715,565
DPW Sand/Salt Storage Shed	1995	2013	73,394		(73,394)	-	-	-
Elliott Alumni Center	1976	2021	2,494,003		(26,385)	2,467,619	1,298,910	1,168,709
Field House - Athletics	1937	2022	19,278,967	177,783	(370,617)	19,086,133	11,609,687	7,476,446
Flow Physics Facility	2011	2015	2,783,293			2,783,293	1,060,899	1,722,394
Gregg Hall	2001	2022	15,489,107	303,973		15,793,080	10,905,175	4,887,905
Hamilton Smith Hall	1907	2020	34,951,676			34,951,676	3,899,122	31,052,554
Hewitt Hall	1893	2021	6,812,462			6,812,462	5,497,132	1,315,330
Hood House	1931	2019	3,547,299		(59,766)	3,487,533	892,063	2,595,470
Horton Social Science Center	1966	2020	11,388,175			11,388,175	4,816,748	6,571,426
Huddleston Hall	1919	2016	5,870,992		(48,785)	5,822,206	4,620,322	1,201,885
Jackson Lab	1971	2019	2,097,382		(39,000)	2,058,382	1,283,618	774,764
James Hall	1930	2020	32,897,291		(155,286)	32,742,005	20,756,611	11,985,394
Keener Dairy Nutrition Building	2006	1018	1,099,128			1,099,128	640,225	458,903
Kendall Hall	1970	2022	6,130,684	228,716	(25,396)	6,334,005	2,372,245	3,961,760
Kingman Main Lab	1995	2010	29,940		(29,940)	-	-	-
Kingsbury Hall	2009	2021	57,209,196		(81,188)	57,128,009	35,985,994	21,142,015
Leavitt Center Transportation Center	1985	2022	716,501	188,330	(47,593)	857,238	337,928	519,310
Madbury Commons	2017	NA	404,596			404,596	127,767	276,829
McConnell Hall	1967	2016	9,756,817		(44,168)	9,712,649	2,428,162	7,284,487
McLaughlin Hall	2017	NA	59,127			59,127	13,008	46,119
Memorial Union Building	1957	2021	140,901			140,901	8,454	132,447
Mendum's Pond Boat House	2011	NA	191,034			191,034	87,876	103,158
Morrill Hall	1902	2008	1,048,683		(29,997)	1,018,685	829,233	189,452

UNIVERSITY SYSTEM OF NEW HAMPSHIRE
UNIVERSITY OF NEW HAMPSHIRE - DURHAM
PLANT FUNDS INVENTORY OF PROPERTY AND EQUIPMENT
AT JUNE 30, 2022

	YEAR CONSTRUCTED OR ACQUIRED	YEAR OF MOST RECENT MODIFICATION	INVESTMENT JUNE 30, 2021	ADDITIONS	DEDUCTIONS	INVESTMENT JUNE 30, 2022	ACCUMULATED DEPRECIATION	NET INVESTMENT JUNE 30, 2022
Morse Hall	1985	2020	24,031,458		(26,004)	24,005,454	20,880,147	3,125,307
Murkland Hall	1927	2014	9,064,732		64,511	9,129,243	4,219,143	4,910,101
Nesmith Hall	1893	2019	3,109,128		(91,154)	3,017,974	1,706,941	1,311,033
Neutron Research Building	2008	NA	212,977			212,977	123,527	89,450
New Castle - Coastal Marine Lab	1989	NA	227,664			227,664	227,664	-
New Castle - Pier Ops	2009	2011	12,221,143			12,221,143	5,331,153	6,889,990
New England Center	1967	2016	3,035,797		(108,916)	2,926,882	1,710,776	1,216,106
New Hampshire Hall	1906	2017	6,904,176			6,904,176	3,438,471	3,465,705
Observatory	2004	2006	60,128			60,128	39,685	20,444
Parsons Hall	2013	2020	48,982,065			48,982,065	25,571,829	23,410,236
Paul College	2014	2016	50,099,846			50,099,846	10,726,074	39,373,772
Paul Creative Arts Center	1960	2021	10,996,550		(113,916)	10,882,634	6,587,908	4,294,726
Pettee Hall	1938	2012	5,004,007		(60,988)	4,943,018	4,013,445	929,573
President's House	1904	2020	1,675,956		(33,750)	1,642,206	888,451	753,756
Psychology Aviary	2005	NA	82,708			82,708	57,896	24,812
Putnam Hall	1948	2009	495,137		(35,750)	459,387	435,527	23,860
Ritzman Lab	1960	2005	606,838			606,838	528,771	78,068
Rudman Hall	1995	2020	37,000,633		(66,539)	36,934,094	28,651,171	8,282,923
Service Building	1939	2020	4,230,226		(107,029)	4,123,197	2,388,594	1,734,603
Smith Hall	1908	2018	4,875,194			4,875,194	3,427,540	1,447,653
Spaulding Hall	1960	2018	6,064,194		(91,960)	5,972,234	3,554,014	2,418,220
Stoke Hall-Administrative Offices	1964	2020	3,369,557			3,369,557	2,058,438	1,311,119
Taylor Hall	1910	2021	376,768		(36,854)	339,914	156,840	183,074
Thompson Hall	1893	2020	8,938,463			8,938,463	6,392,392	2,546,070
Veterinary Diagnostic Lab	2016	2017	2,580,603			2,580,603	559,978	2,020,624
Wildcat Stadium - Athletics	2017	2018	25,493,320			25,493,320	4,657,503	20,835,816
Wolff House	1976	2012	176,639			176,639	74,189	102,451
Zais Hall	1948	2014	80,077		(80,077)	-	-	-
Subtotal Instructional and Administrative Buildings excluding Farm Buildings			590,716,677	1,005,598	(2,512,810)	589,209,465	313,522,895	275,686,569
FARM BUILDINGS								
Burley-Demeritt Hoop Barn	2008	2014	1,555,799			1,555,799	696,866	858,932
Burley-Demeritt Organic Dairy Feed	2015	NA	154,744			154,744	46,423	108,320
Burley-Demeritt Swine Facility	1997	NA	34,329		(34,329)	-	-	-
Dairy Teach/Research Complex Cont Shed	1909	1995	46,945		(46,945)	-	-	-
Dairy Teaching and Research Complex	1957	2006	1,535,897			1,535,897	1,504,544	31,353
High Tunnel 05 - Kingman Farm - MS032	2018	NA	97,269			97,269	17,508	79,761
High Tunnel 06 - Kingman Farm - MS033	2018	NA	97,269			97,269	17,508	79,761
High Tunnel 07 - Kingman Farm - MS034	2018	NA	97,269			97,269	17,508	79,761
Highland Farm - AIR MAP	2009	NA	749,479			749,479	404,719	344,760
Kingman Small Barn	2016	NA	32,795		(32,795)	-	-	-
Macfarlane Greenhouse	1928	2022	3,645,934	73,549	(52,527)	3,666,955	1,146,917	2,520,039
Skogland Livestock Activity Center	1978	2012	134,021			134,021	96,553	37,468

UNIVERSITY SYSTEM OF NEW HAMPSHIRE
UNIVERSITY OF NEW HAMPSHIRE - DURHAM
PLANT FUNDS INVENTORY OF PROPERTY AND EQUIPMENT
AT JUNE 30, 2022

	YEAR CONSTRUCTED OR ACQUIRED	YEAR OF MOST RECENT MODIFICATION	INVESTMENT JUNE 30, 2021	ADDITIONS	DEDUCTIONS	INVESTMENT JUNE 30, 2022	ACCUMULATED DEPRECIATION	NET INVESTMENT JUNE 30, 2022
Smith Equine Center	1980	2016	459,644		(37,550)	422,094	400,990	21,105
Tirril Light Horse Stable	1969	1997	29,746		(29,746)	-	-	-
TSAS Sawmill	2010	NA	103,413			103,413	51,707	51,707
Woodman Horticultural Barn	2012	2021	191,596		(41,100)	150,496	9,030	141,466
Subtotal Farm Buildings			8,966,149	73,549	(274,992)	8,764,705	4,410,273	4,354,432
TOTAL INSTRUCTIONAL AND ADMINISTRATIVE BUILDINGS			599,682,826	1,079,146	(2,787,802)	597,974,170	317,933,168	280,041,002
AUXILIARY ENTERPRISES								
Adams Tower	1989	2021	16,239,454		(25,425)	16,214,029	13,016,825	3,197,204
Alexander Hall	1951	2015	1,595,569		(40,667)	1,554,902	1,489,830	65,072
Babcock House	1967	2018	3,222,590			3,222,590	2,362,434	860,156
Christensen Hall	1969	2020	6,133,315			6,133,315	5,204,986	928,329
Congreve Halls	1920	2018	17,355,885			17,355,885	7,658,933	9,696,952
Devine Hall	1966	2017	2,887,241			2,887,241	2,406,120	481,121
Dimond Library - Zeke's Cafe	2013	NA	39,686		(39,686)	-	-	-
Dorm Heat Lines	1993	2014	275,235			275,235	93,580	181,655
Eaton House	1974	2015	126,622		(40,667)	85,955	39,539	46,416
Engelhardt Hall	1946	2010	1,645,122			1,645,122	1,236,979	408,143
Fairchild Hall	1916	2011	8,972,608			8,972,608	3,048,237	5,924,370
Field House - Athletics	1937	2011	594,636			594,636	311,515	283,121
Field House - Campus Recreation	1937	2011	1,334,158		(35,603)	1,298,555	477,046	821,509
Gables Building A	1991	2019	2,901,180			2,901,180	846,675	2,054,505
Gables Building B	1991	2019	3,305,016			3,305,016	872,418	2,432,598
Gables Building C	1991	2019	58,327,574			58,327,574	33,189,782	25,137,792
Gables Community Center	1991	2016	27,480		(27,480)	-	-	-
Gables North	1991	2016	89,313			89,313	23,221	66,092
Gibbs Hall	1946	2018	1,801,376		(32,852)	1,768,524	1,265,843	502,681
Haaland Hall	2008	2018	52,539,970			52,539,970	18,486,600	34,053,370
Hall House	1974	2015	40,667		(40,667)	-	-	-
Hamel Recreation Center	1954	2019	36,289,685			36,289,685	5,270,894	31,018,791
Hamel Recreation Center - Whittemore Arena	1995	2020	35,759,342		(58,191)	35,701,151	28,769,148	6,932,003
Hamel Recreation Center - Whittemore Arena (Athletics)	1995	2017	1,452,399			1,452,399	981,813	470,586
Health & Wellness Building	1989	2022	5,285,952	135,419		5,421,371	3,834,545	1,586,826
Hetzel Hall	1927	2019	1,741,711		(41,568)	1,700,143	1,393,126	307,017
Hitchcock Hall	1959	2017	461,404		(28,296)	433,108	163,577	269,530
Holloway Commons	2003	2021	42,460,886		(49,751)	42,411,135	15,577,403	26,833,732
Housing - Security Access	1996	1997	1,386,295		(1,386,295)	-	-	-
Housing Fire Alarm	2011	NA	809,320			809,320	232,680	576,641
Hubbard Hall	1967	2016	2,647,260		(29,220)	2,618,040	2,384,744	233,296
Huddleston Hall	1919	2020	1,344,831			1,344,831	134,483	1,210,348
Hunter Hall	1946	2018	1,799,723			1,799,723	1,297,042	502,681

UNIVERSITY SYSTEM OF NEW HAMPSHIRE
UNIVERSITY OF NEW HAMPSHIRE - DURHAM
PLANT FUNDS INVENTORY OF PROPERTY AND EQUIPMENT
AT JUNE 30, 2022

	YEAR CONSTRUCTED OR ACQUIRED	YEAR OF MOST RECENT MODIFICATION	INVESTMENT JUNE 30, 2021	ADDITIONS	DEDUCTIONS	INVESTMENT JUNE 30, 2022	ACCUMULATED DEPRECIATION	NET INVESTMENT JUNE 30, 2022
Jessie Doe Hall	1963	2016	1,399,266		(99,364)	1,299,902	1,228,463	71,440
Kingsbury Hall - Coffee House	2008	NA	57,843			57,843	33,549	24,294
Lord Hall	1958	2015	1,809,801		(71,967)	1,737,834	1,608,998	128,836
Marston Hall	1974	2015	40,667		(40,667)	-	-	-
McLaughlin Hall	1955	2020	1,549,673		(40,667)	1,509,006	1,305,686	203,320
Memorial Union Building	1957	2019	15,325,278		(79,736)	15,245,542	10,863,483	4,382,059
Mills Hall	2002	2020	26,410,912		(48,849)	26,362,063	12,370,415	13,991,648
Mini Dorms	1955	2012	1,597,858		(41,551)	1,556,308	1,032,977	523,331
New England Center	1967	2020	6,484,807			6,484,807	5,050,708	1,434,100
Outdoor Pool Filter House	1993	2020	164,413			164,413	111,813	52,601
Parking and Transit Service Center	1994	2015	316,726			316,726	218,421	98,306
Philbrook Hall	1969	2021	20,884,024		(112,181)	20,771,843	9,631,361	11,140,482
Randall Hall	1959	2017	4,823,456		(119,052)	4,704,404	4,167,314	537,090
Residence Hall Improvements	2009	2010	888,581			888,581	465,991	422,590
Richardson House	1974	2015	40,667		(40,667)	-	-	-
Sawyer Hall	1951	2017	2,825,758			2,825,758	1,981,579	844,178
Scott Hall	1933	2015	2,913,527		(40,000)	2,873,527	2,107,634	765,893
Stillings Hall	1963	2019	15,506,433		152,585	15,659,017	8,607,124	7,051,894
Stoke Hall - Residence	1964	2020	6,666,188		(65,180)	6,601,008	5,085,511	1,515,497
Student Rec Field Support Building	2012	NA	100,428			100,428	26,362	74,065
Telecommunications Center	1968	2022	9,010,288	289,873		9,300,161	5,790,013	3,510,148
Train Station and Dairy Bar	1965	2011	1,040,325		(40,424)	999,901	531,416	468,485
Williamson Hall	1970	2014	5,764,450			5,764,450	5,217,026	547,424
Woodside Apartments A-C	1984	2019	443,818			443,818	100,984	342,835
Woodside Apartments D-F	1984	2019	443,818			443,818	100,984	342,835
Woodside Apartments G-I	1984	2019	550,802			550,802	128,800	422,002
Woodside Apartments J-L	1984	2019	550,802			550,802	128,800	422,002
Woodside Apartments M-O	1984	2019	552,098			552,098	94,575	457,524
Woodside Apartments P-R	1984	2019	607,250			607,250	104,502	502,748
Woodside Apt Community Building	1984	2019	11,877,067			11,877,067	9,500,151	2,376,916
Woodside Apt Complex	1984	2018	84,386			84,386	45,569	38,818
TOTAL AUXILIARY ENTERPRISES			**451,624,913**	**425,293**	**(2,564,086)**	**449,486,119**	**239,710,226**	**209,775,894**
LAND IMPROVEMENTS								
Bremner Field Replacement	2012	NA	667,722			667,722	280,443	387,279
College Brook Culvert	2022	NA	-	412,162		412,162	8,243	403,918
College Brook Ravine	2015	NA	91,111			91,111	27,333	63,778
Conant Square	2015	NA	376,959			376,959	113,088	263,871
Field House - Athletics - Artificial Turf Fields	2003	2004	2,854,292			2,854,292	2,214,946	639,346
Field House - Athletics - Athletic Fields	1993	2005	96,763			96,763	67,734	29,029
Field House - Athletics - Atkins Track	2003	NA	2,199,728			2,199,728	1,715,788	483,940
Field House - Athletics - Wildcat Stadium	1986	2017	3,031,007			3,031,007	916,523	2,114,484

UNIVERSITY SYSTEM OF NEW HAMPSHIRE
UNIVERSITY OF NEW HAMPSHIRE - DURHAM
PLANT FUNDS INVENTORY OF PROPERTY AND EQUIPMENT
AT JUNE 30, 2022

	YEAR CONSTRUCTED OR ACQUIRED	YEAR OF MOST RECENT MODIFICATION	INVESTMENT JUNE 30, 2021	ADDITIONS	DEDUCTIONS	INVESTMENT JUNE 30, 2022	ACCUMULATED DEPRECIATION	NET INVESTMENT JUNE 30, 2022
Field House - Athletics - Memorial Field	2013	NA	38,100		(38,100)	-		-
Field House - Athletics - Mooradian Turf Field	2008	2018	1,474,303			1,474,303	663,436	810,867
Field House - Campus Recreation - Lower Field	2009	NA	121,170			121,170	65,432	55,738
Great Lawn Flag and Monument	2012	NA	136,695			136,695	57,412	79,283
Hamel Recreation - Rugby Field	2002	NA	30,393		(30,393)	-		-
Hamel Recreation - Tennis Court	1987	2013	31,902		(31,902)	-	-	-
Hood House Landscape	2021	NA	60,642			60,642	3,639	57,004
Javelin Approach -Lower Field	2011	NA	36,566		(36,566)	-	-	-
Kingsbury Courtyard	2015	NA	121,656			121,656	36,496.82	85,159
Landscape Tree Upgrade	2002	NA	48,771		(48,771)	-	-	-
Leavitt Center Entrance Culvert	2015	NA	53,963			53,963	16,188.84	37,774
Main Street Fencing for Equine	2017	NA	99,598			99,598	21,911.45	77,686
Memorial Field	2015	NA	630,009			630,009	189,002.77	441,006
Outdoor Pool	2017	2018	6,244,808			6,244,808	1,129,837.89	5,114,970
Outer Field - Power Infrastr/Lights	2010	2011	2,085,620			2,085,620	649,146	1,436,475
PCAC Drainage Modifications	2016	2020	185,479			185,479	34,940	150,539
Pettee Hall Drainage	2021	NA	92,240			92,240	5,534	86,706
Ravine Culvert	2017	NA	93,032			93,032	20,467	72,565
Soccer-Women's Lacrosse Field	2020	NA	1,932,564			1,932,564	193,256	1,739,307
Taylor Hall Drainage	2020	NA	96,522			96,522	9,652	86,870
Whittemore Drainage	2020	NA	117,004			117,004	11,700	105,303
Williamson Christensen Landscaping	2018	NA	379,701			379,701	68,346	311,355
Williamson Basketball Court	2018	NA	132,279			132,279	23,810	108,469
TOTAL LAND IMPROVEMENTS			**23,560,600**	**412,162**	**(185,732)**	**23,787,030**	**8,544,307**	**15,242,722**
INFRASTRUCTURE								
Miscellaneous Improvements								
CNG Fueling Station	2009	2018	1,087,092		(64,782)	1,022,310	449,716	572,594
Code Compliances	1996	1999	570,778		(320,778)	250,000	235,000	15,000
Cycle Storage	2000	NA	31,624		(31,624)	-	-	-
Data Lines	1999	NA	1,155,994			1,155,994	1,086,635	69,360
DOT Shelter and Lighting	2005	NA	114,810			114,810	80,367	34,443
Electronic Campus Initiative	1997	NA	84,593			84,593	84,593	-
Emergency Phones	2004	NA	180,256			180,256	133,390	46,867
Emergency Response Command	2008	NA	56,557			56,557	32,803	23,754
Energy Conservation	1999	2000	230,111			230,111	213,478	16,634
Energy Conservation Measures	2008	NA	96,491			96,491	55,965	40,526
Hazardous Material Shed	1996	NA	105,097		(105,097)	-	-	-
Railroad Underpass Project and Platform	1999	2005	318,668			318,668	269,392	49,276
Ravine - High Tension Wires	2000	NA	125,000			125,000	112,500	12,500
Roof Systems	2005	NA	247,842			247,842	173,489	74,353
UNH Security Alert System	2008	NA	30,984		(30,984)	-	-	-
Wildcat Stadium Video Board - Athletics	2017	NA	972,120			972,120	534,666	437,454
Wiswall Dam Impoundment Gauge	2012	NA	30,480		(30,480)	-	-	-

UNIVERSITY SYSTEM OF NEW HAMPSHIRE
UNIVERSITY OF NEW HAMPSHIRE - DURHAM
PLANT FUNDS INVENTORY OF PROPERTY AND EQUIPMENT
AT JUNE 30, 2022

	YEAR CONSTRUCTED OR ACQUIRED	YEAR OF MOST RECENT MODIFICATION	INVESTMENT JUNE 30, 2021	ADDITIONS	DEDUCTIONS	INVESTMENT JUNE 30, 2022	ACCUMULATED DEPRECIATION	NET INVESTMENT JUNE 30, 2022
Subtotal Miscellaneous Improvements			5,438,496	-	(583,744)	4,854,751	3,461,992	1,392,760
Roads, Sidewalks and Parking Lots								
1 Leavitt Lane Loading Dock Area Paving	2017	NA	68,315			68,315	15,029	53,286
10 West Edge Drive	2014	NA	130,271			130,271	44,292	85,979
11 Brook Way	2015	NA	306,958			306,958	92,087	214,870
Academic Way	2015	NA	66,144			66,144	19,843	46,301
ADA Curb Cuts	2002	NA	40,563		(40,563)	-	-	-
Adam's Point Road	2013	NA	447,144			447,144	169,915	277,229
Alexander Hall Walkways	2012	NA	68,536			68,536	28,785	39,751
Alumni Center Parking Lot	2011	NA	523,348			523,348	240,740	282,608
Ballard Street	2013	NA	271,090			271,090	103,014	168,075
Brook Way	2012	NA	71,537			71,537	30,046	41,491
Burley Demeritt Farm Paving Project	2014	NA	52,240			52,240	17,762	34,478
Bus Pullout & Shelter	2018	NA	139,407			139,407	25,093	114,314
Campus Paving	2002	2006	336,873		(25,000)	311,873	244,039	67,834
Child Study & Development Center	2010	NA	78,248			78,248	39,124	39,124
College Road	2004	2015	840,877		(41,500)	799,377	329,016	470,362
Dell Walkways	2011	2012	217,630			217,630	97,975	119,655
Durham Fire Dept Staging Area Paving	2007	NA	43,827		(43,827)	-	-	-
Electrical Outlets for Bus Parking	2012	NA	34,080		(34,080)	-	-	-
Equine Buildings Paving	2017	NA	62,566			62,566	13,764	48,801
Exterior Stairs	2006	NA	90,371			90,371	59,645	30,726
Fairchild Dairy Complex Paving	2016	NA	122,613			122,613	31,879	90,734
Field House Exterior Stairs	2017	NA	190,000			190,000	41,800	148,200
Field House Front Entry Paving - Athletics	2016	NA	499,646			499,646	129,908	369,738
Hamilton Smith Hall Walkways	2012	NA	54,834			54,834	23,030	31,804
Hewitt Entrance	2016	NA	47,795		(47,795)	-	-	-
Hood House Drive / Retaining Wall	2011	NA	212,883			212,883	97,926	114,957
Horse Barn Parking Lot	2005	NA	30,524		(30,524)	-	-	-
Horton-Randall Walkway Repair	2013	NA	46,000		(46,000)	-	-	-
Kingsbury Entrance Stairs	2016	2017	290,738			290,738	68,276	222,462
Kingsbury Lot Modifications	2009	NA	84,928			84,928	45,861	39,067
Kingsbury to Arts Walkway	2018	NA	76,651			76,651	13,797	62,854
Library Way	1993	2010	765,728			765,728	410,392	355,336
Lot A	2000	2014	80,997		(80,997)	-	-	-
Lot C - Mill Road Entrance	2015	NA	28,708		(28,708)	-	-	-
Lot E	2008	NA	214,007			214,007	124,124	89,883
Lot G/G1	2011	NA	171,197			171,197	78,750	92,446
Main Street	2000	2015	3,777,693		(35,351)	3,742,343	1,968,687	1,773,655
Main Street South Sidewalk	2021	NA	585,568			585,568	35,134	550,434
Main Street West Bus Shelters	2020	NA	91,337			91,337	9,134	82,203
Mast Road Extension	2007	NA	112,728			112,728	69,891	42,837

UNIVERSITY SYSTEM OF NEW HAMPSHIRE
UNIVERSITY OF NEW HAMPSHIRE - DURHAM
PLANT FUNDS INVENTORY OF PROPERTY AND EQUIPMENT
AT JUNE 30, 2022

	YEAR CONSTRUCTED OR ACQUIRED	YEAR OF MOST RECENT MODIFICATION	INVESTMENT JUNE 30, 2021	ADDITIONS	DEDUCTIONS	INVESTMENT JUNE 30, 2022	ACCUMULATED DEPRECIATION	NET INVESTMENT JUNE 30, 2022
Mast Road Lot Paving	1992	2006	488,143			488,143	322,175	165,969
Mast Road Sidewalk at Cole	2009	NA	29,225		(29,225)	-	-	-
McDaniel Drive Relocation	2005	NA	1,220,553			1,220,553	854,387	366,166
Memorial Union Building	2006	NA	380,576			380,576	251,180	129,396
Memorial Union Building Driveway & Sidewalk	2020	NA	255,457			255,457	25,546	229,911
Memorial Union Building Ravine Ramp	2008	NA	44,548		(44,548)	-	-	-
Mitchell Way Paving	2006	NA	120,136			120,136	79,290	40,846
Morse Circle Bike Racks	2016	NA	45,273		(45,273)	-	-	-
Morse Parking Lot to S Drive Stairway	2015	NA	47,632		(47,632)	-	-	-
North Drive Reconstruction and Roundabout	2011	NA	274,920			274,920	126,463	148,457
O'Kane Road	2020	NA	86,795			86,795	8,680	78,116
Parking Lot E1	2020	NA	146,173			146,173	14,617	131,556
Parking Lot Improvements	2012	2013	1,036,480			1,036,480	419,699	616,781
Parking Meter Upgrade	2004	NA	116,029			116,029	85,862	30,168
Pedestrian Footbridge Repairs	2011	2012	241,411			241,411	106,567	134,845
Quad Way Utility Pit Cover Replacement	2014	NA	308,643			308,643	104,939	203,704
Railroad Depot Roundabout	2009	NA	31,273		(31,273)	-	-	-
Rugby Field Parking Area	1999	NA	70,646			70,646	66,407	4,239
Sidewalks and Curbs	1993	2011	92,981			92,981	42,771	50,210
Signs - Campus Wayfinding and Building	2018	2020	443,008			443,008	63,610	379,399
South Drive Connection	2021	NA	201,686			201,686	12,101	189,585
Southern Underpass	2008	2009	8,541,037			8,541,037	4,936,018	3,605,019
Stairs-Walkways Main St to Field House	2016	NA	153,727			153,727	39,969	113,758
Stoke Parking Lot	2015	NA	29,375		(29,375)	-	-	-
Strafford Avenue - Sidewalk	2007	2017	133,702			133,702	59,281	74,421
Thompson Hall/Great Lawn Sidewalk Replacement	2016	NA	39,650		(39,650)	-	-	-
Utility Pit - Acadmic Way - McConnell	2015	NA	130,535			130,535	39,160	91,374
Walkway - Main St to Demeritt Hall	2014	NA	90,000			90,000	30,600	59,400
Walkway -Lighting Hubbard to Philbrook	2013	NA	81,065			81,065	30,805	50,260
West Edge Parking Lot	1998	2015	1,603,093			1,603,093	1,312,013	291,080
West Edge Road Entrance Rep	2010	NA	48,067		(48,067)	-	-	-
Wildcatessen Courtyard	2020	NA	100,080			100,080	10,008	90,072
Willamson Drive	2007	NA	89,040			89,040	55,205	33,835
Williamson & Christiansen Parking Lot	2015	NA	46,858		(46,858)	-	-	-
Woodman Paving	2020	NA	101,357			101,357	10,136	91,221
Woodside Parking Lot	2011	NA	145,769			145,769	67,054	78,715
Total Roads, Sidewalks and Parking Lots			28,389,543	-	(816,245)	27,573,297	13,893,301	13,679,996
Heating and Electrical Improvements								
6 Leavitt Lane External Electrical Upgrades	2020	NA	61,008			61,008	6,100.83	54,907
Academic Way Heat Lines	2015	NA	214,797			214,797	64,439	150,358
Campus Dual Temp Interconnection	2021	NA	4,335,680			4,335,680	260,141	4,075,540
Campus HVAC Systems	2006	NA	94,957			94,957	62,672	32,286

UNIVERSITY SYSTEM OF NEW HAMPSHIRE
UNIVERSITY OF NEW HAMPSHIRE - DURHAM
PLANT FUNDS INVENTORY OF PROPERTY AND EQUIPMENT
AT JUNE 30, 2022

	YEAR CONSTRUCTED OR ACQUIRED	YEAR OF MOST RECENT MODIFICATION	INVESTMENT JUNE 30, 2021	ADDITIONS	DEDUCTIONS	INVESTMENT JUNE 30, 2022	ACCUMULATED DEPRECIATION	NET INVESTMENT JUNE 30, 2022
Campus Lighting	1993	2005	103,702		(103,702)	-	-	-
Circuit 11-12 Loop & Sector Cabinet	2018	NA	389,061			389,061	70,031	319,030
College Road Utilities Expansion	2004	NA	37,930		(37,930)	-	-	-
Combined Heat and Power Plant	1983	2022	33,231,294	90,871	(60,590)	33,261,574	20,391,878	12,869,697
Conant Utility Pit	2016	NA	357,863			357,863	93,044	264,818
Congreve to Hamilton-Smith Steam Line	2012	2013	652,659			652,659	272,035	380,624
Congreve Utility Line	2018	NA	297,952			297,952	53,631	244,321
Congreve Utility Pit	2018	NA	168,997			168,997	30,419	138,577
Data Center A/C Upgrade	2011	NA	103,176			103,176	47,461	55,715
DFD Generator Replacement	2011	NA	35,486		(35,486)	-	-	-
Edgewood Drive - HHW Lines	2017	NA	258,742			258,742	56,923	201,819
Electrical Distribution Lines	2008	NA	59,492			59,492	34,505	24,987
Electrical Grid - Upgrade Circuit 11	2019	NA	237,684			237,684	33,276	204,408
Emergency Generator	2000	NA	48,328		(48,328)	-	-	-
Fuel Tanks	2005	NA	95,219			95,219	66,653	28,566
Gables Transformers	2020	NA	93,870			93,870	9,387	84,483
H&W - HV Conductor & Svc	2022	NA	-	52,502		52,502	1,050	51,452
Haaland-Philbrook Steam Ln Connection	2013	NA	29,544		(29,544)	-	-	-
HHW Replace HWSL0148 to HWRL0148	2019	NA	178,779			178,779	25,029	153,750
High Voltage Circuit	2019	NA	122,120			122,120	17,097	105,023
High Voltage Circuit 12 Ext - Loop	2018	NA	569,330			569,330	102,479	466,850
High Voltage Transformer by MUB	2017	NA	100,370			100,370	22,081	78,289
Holloway-Huddleson Utility Tunnel	2013	NA	1,397,647			1,397,647	531,106	866,541
Library Way Utility Tunnel	2020	NA	684,385			684,385	68,439	615,947
Main St. Piping by Congreve	2017	NA	277,205			277,205	60,985	216,220
Main St Substation Transformer	2016	NA	264,036			264,036	68,649	195,387
Main St. Utility Pipe	2008	2010	1,271,807			1,271,807	665,162	606,646
Main St. Utility Tunnel by T-Hall	2017	2019	378,787			378,787	71,688	307,098
McDaniel Drive Steam Line	2017	NA	732,183			732,183	161,080	571,103
McDaniel Drive Steam Vault	2015	2016	424,857			424,857	121,609	303,247
Mills to Fairchild Steam Line	2016	2020	498,474			498,474	99,885	398,590
Memorial Union Building Ravine Heat & Electrical	2018	2019	1,489,921			1,489,921	263,327	1,226,594
NH Hall to Heat Plant Steam Line	2012	2013	1,001,256			1,001,256	417,428	583,828
Northwest Heat Plant	2019	2020	2,815,573			2,815,573	324,321	2,491,252
PCAC High Voltage Electrical Serv	2022	NA	-	318,671		318,671	6,373	312,298
Power Distribution Systems	2012	NA	68,728			68,728	28,866	39,862
Putnam Hall 480V Transformer	2022	NA	-	58,812		58,812	1,176	57,636
Quad Way Heating Line	2015	2016	820,717			820,717	240,560	580,158
Quad Way Utiility Infrastructure	2017	2018	3,220,590			3,220,590	691,035	2,529,556
Ravine Electrical Circuit 11B Extension	2017	NA	165,841			165,841	36,485	129,356
Spaulding/PCAC Heat Tunnel	2011	NA	151,807			151,807	69,831	81,976
Steam Tunnel Upgrades	2009	NA	715,375			715,375	386,303	329,073
Stoke Transformers	2020	NA	300,000			300,000	30,000	270,000

UNIVERSITY SYSTEM OF NEW HAMPSHIRE
UNIVERSITY OF NEW HAMPSHIRE - DURHAM
PLANT FUNDS INVENTORY OF PROPERTY AND EQUIPMENT
AT JUNE 30, 2022

	YEAR CONSTRUCTED OR ACQUIRED	YEAR OF MOST RECENT MODIFICATION	INVESTMENT JUNE 30, 2021	ADDITIONS	DEDUCTIONS	INVESTMENT JUNE 30, 2022	ACCUMULATED DEPRECIATION	NET INVESTMENT JUNE 30, 2022
UNH Ecoline	2010	2014	50,973,157		(102,669)	50,870,488	31,723,999	19,146,490
Utilities Expansion	1999	2010	630,643			630,643	548,804	81,839
Utility 35KV Loop Circuit 11 & 12	2021	NA	66,775			66,775	4,007	62,769
Utility Conant Hall Transformer Upgrade	2021	NA	94,140			94,140	5,648	88,492
Utility Distribution 5KV Loop Circuit 8 & 10	2021	NA	216,522			216,522	12,991	203,531
Utility Distribution - College Rd to Nesmith	2019	NA	664,329			664,329	93,006	571,323
Utility Distribution HVT086 to Handler	2021	NA	1,141,744			1,141,744	68,505	1,073,239
Utility Distribution New Sub Station 4	2021	NA	343,947			343,947	20,637	323,310
Utility Distribution Realign Sub Station 1	2021	NA	214,894			214,894	12,894	202,000
Utility Distribution - Steam Pits 5 & 7	2022	NA	-	190,214		190,214	3,804	186,410
Utility Distribution Upgrade Sub Station 2	2021	NA	214,657			214,657	12,879	201,778
Utility Heat System Upgrades - PCB	2013	NA	146,535			146,535	55,683	90,852
Utility HHW Replace HVT056 to HVT059	2019	NA	1,190,286			1,190,286	166,640	1,023,646
Utility Tunnel - Repairs Main Heating Loop	2000	NA	244,722			244,722	220,250	24,472
Utility Tunnel Repairs - Heat	2013	NA	81,095			81,095	30,816	50,279
Total Heating and Electrical Improvements			114,780,676	711,070	(418,249)	115,073,497	59,045,206	56,028,291
Water Systems								
College Brook Interceptor	2003	NA	262,102			262,102	204,440	57,663
College Road Water Main	2014	NA	313,670			313,670	106,648	207,022
Lamprey Hard Pipe	2003	NA	600,000			600,000	468,000	132,000
Lamprey River Pumping Station	2022	NA	-	59,756		59,756	1,195	58,561
Main Street Water Line	2015	NA	47,398		(47,398)	-	-	-
Rollins Water Treatment Building	1998	2016	362,950		(90,420)	272,530	203,054	69,476
Storm Drain Repair & Replace	2012	2013	66,671		(66,671)	-	-	-
Utility Tunnel Repairs - Water	2008	2009	258,025			258,025	146,165	111,859
Water Line Extension to Lee TC	2022	NA	-	100,000		100,000	2,000	98,000
Water Mains	1994	2013	149,955			149,955	56,983	92,972
Water Plant	2021	2022	17,934,635	57,745		17,992,379	897,694	17,094,685
West End Catch Basin	2011	NA	25,335		(25,335)	-	-	-
Total Water Systems			20,020,741	217,501	(229,824)	20,008,418	2,086,180	17,922,238
Sewerage Systems								
Gregg & Ritzman Sewer	2019	NA	119,545			119,545	16,736	102,809
Hamilton Smith Sewer	2018	NA	112,180			112,180	20,192	91,988
Mill Road Sewer	2017	NA	86,166			86,166	18,957	67,210
Quad Way Sewer Line	2017	NA	347,087			347,087	76,359	270,728
Rosemary Lane Sewer	2003	NA	92,235			92,235	71,943	20,292
Sewerage System - Upgrade	2008	NA	107,182			107,182	62,165	45,016
Total Sewerage Systems			864,395	-	-	864,395	266,353	598,042
TOTAL INFRASTRUCTURE			**169,493,850**	**928,571**	**(2,048,063)**	**168,374,358**	**78,753,031**	**89,621,327**

UNIVERSITY SYSTEM OF NEW HAMPSHIRE
UNIVERSITY OF NEW HAMPSHIRE - DURHAM
PLANT FUNDS INVENTORY OF PROPERTY AND EQUIPMENT
AT JUNE 30, 2022

	YEAR CONSTRUCTED OR ACQUIRED	YEAR OF MOST RECENT MODIFICATION	INVESTMENT JUNE 30, 2021	ADDITIONS	DEDUCTIONS	INVESTMENT JUNE 30, 2022	ACCUMULATED DEPRECIATION	NET INVESTMENT JUNE 30, 2022
INTANGIBLE RIGHT TO USE REAL ESTATE LEASES								
Lessee.10 Pettee Brook	2021	NA	528,598	-	-	528,598	176,199.12	352,398
Lessee.121 Technology Dr	2021	NA	1,343,611	-	-	1,343,611	467,342.88	876,268
Lessee.122 Mast Road, Lee, NH	2021	NA	263,377	-	-	263,377	166,343.28	97,033
Lessee.17-21 Madbury Rd	2021	NA	12,888,836	-	-	12,888,836	1,672,065.12	11,216,771
Lessee.231 Corp Drive, Portsmouth, NH	2021	NA	149,406	-	-	149,406	70,308.96	79,097
Lessee.9 Madbury Rd Suite 401-403	2021	NA	502,972	-	-	502,972	63,200.64	439,771
Lessee.9 Madbury Rd Suite 404-406	2021	NA	377,281	-	-	377,281	52,339.68	324,942
Lessee.McCarthy Properties	2021	NA	335,025	-	-	335,025	167,512.32	167,513
TOTAL INTANGIBLE RIGHT TO USE REAL ESTATE LEASES			16,389,106	-	-	16,389,106	2,835,312	13,553,794
TOTAL PROPERTY			**1,265,546,693**	**2,874,336**	**(7,585,684)**	**1,260,835,345**	**647,776,044**	**613,059,301**
EQUIPMENT								
Equipment			131,203,283	6,815,936	(3,850,592)	134,168,628	98,856,252	35,312,376
Intangible Right to Use Equipment Leases			1,396,395	-	-	1,396,395	1,049,965	346,429
TOTAL EQUIPMENT			**132,599,677**	**6,815,936**	**(3,850,592)**	**135,565,022**	**99,906,217**	**35,658,805**
TOTAL UNIVERSITY OF NEW HAMPSHIRE - DURHAM			**$ 1,398,146,370**	**9,690,272**	**(11,436,275)**	**1,396,400,367**	**747,682,262**	**648,718,105**

UNIVERSITY SYSTEM OF NEW HAMPSHIRE
UNIVERSITY OF NEW HAMPSHIRE AT MANCHESTER
PLANT FUNDS INVENTORY OF PROPERTY AND EQUIPMENT
AT JUNE 30, 2022

	YEAR CONSTRUCTED OR ACQUIRED	YEAR OF MOST RECENT MODIFICATION	INVESTMENT JUNE 30, 2021	ADDITIONS	DEDUCTIONS	INVESTMENT JUNE 30, 2022	ACCUMULATED DEPRECIATION	NET INVESTMENT JUNE 30, 2022
INSTRUCTIONAL AND ADMINISTRATIVE BUILDINGS								
Pandora Building	2013	2020	5,619,518			5,619,518	1,579,189	4,040,328
TOTAL INSTRUCTIONAL AND ADMINISTRATIVE BUILDINGS			**5,619,518**	**-**	**-**	**5,619,518**	**1,579,189**	**4,040,328**
INTANGIBLE RIGHT TO USE REAL ESTATE LEASES								
Lessee.Brady Sullivan 1000 Elm Street, Manchester, NH	2021	NA	727,405	-	-	727,405	356,280	371,125
Lessee.88 Commercial St	2021	NA	22,026,210	-	-	22,026,210	2,359,951	19,666,259
TOTAL INTANGIBLE RIGHT TO USE REAL ESTATE LEASES			**22,753,616**	**-**	**-**	**22,753,616**	**2,716,231**	**20,037,384**
TOTAL PROPERTY			**28,373,134**	**-**	**-**	**28,373,134**	**4,295,421**	**24,077,713**
EQUIPMENT								
Equipment			1,905,850	148,223	(8,810)	2,045,262	722,781	1,322,481
TOTAL EQUIPMENT			**1,905,850**	**148,223**	**(8,810)**	**2,045,262**	**722,781**	**1,322,481**
TOTAL UNIVERSITY OF NEW HAMPSHIRE AT MANCHESTER			**$ 30,278,983**	**148,223**	**(8,810)**	**30,418,396**	**5,018,202**	**25,400,194**

UNIVERSITY SYSTEM OF NEW HAMPSHIRE
UNIVERSITY OF NEW HAMPSHIRE SCHOOL OF LAW
PLANT FUNDS INVENTORY OF PROPERTY AND EQUIPMENT
AT JUNE 30, 2022

		YEAR CONSTRUCTED OR ACQUIRED	YEAR OF MOST RECENT MODIFICATION	INVESTMENT JUNE 30, 2021	ADDITIONS	DEDUCTIONS	INVESTMENT JUNE 30, 2022	ACCUMULATED DEPRECIATION	NET INVESTMENT JUNE 30, 2022
LAND AND OUTLYING PROPERTIES									
GRANTOR:									
2 White Street	1.92			612,831			612,831		612,831
TOTAL LAND AND OUTLYING PROPERTIES				**612,831**	**-**	**-**	**612,831**	**-**	**612,831**
INSTRUCTIONAL AND ADMINISTRATIVE BUILDINGS									
10 White Street		1993	2007	269,404			269,404	269,404	-
2 White Street		1993	2018	17,327,439		(27,476)	17,299,963	10,246,720	7,053,243
TOTAL INSTRUCTIONAL AND ADMINISTRATIVE BUILDINGS				**17,596,843**	**-**	**(27,476)**	**17,569,367**	**10,516,124**	**7,053,243**
AUXILIARY									
10 Blanchard Street		1993	2004	34,400		(34,400)	-	-	-
12 White Street		1994	2004	184,227		(43,177)	141,050	141,050	-
14 White Street		1994	2004	184,227		(43,177)	141,050	141,050	-
25 Essex Street		1993	1996	29,611		(29,611)	-	-	-
TOTAL AUXILIARY				**432,464**	**-**	**(150,365)**	**282,099**	**282,099**	**-**
LAND IMPROVEMENTS									
Landscaping		2012	NA	184,344			184,344	129,041	55,303
TOTAL LAND IMPROVEMENTS				**184,344**	**-**	**-**	**184,344**	**129,041**	**55,303**
TOTAL PROPERTY				**18,826,482**	**-**	**(177,841)**	**18,648,641**	**10,927,264**	**7,721,377**
EQUIPMENT									
Equipment				1,428,660	15,826	(60,852)	1,383,633	893,466	490,167
TOTAL EQUIPMENT				**1,428,660**	**15,826**	**(60,852)**	**1,383,633**	**893,466**	**490,167**
TOTAL UNIVERSITY OF NEW HAMPSHIRE SCHOOL OF LAW				**$ 20,255,141**	**15,826**	**(238,693)**	**20,032,274**	**11,820,730**	**8,211,544**

UNIVERSITY SYSTEM OF NEW HAMPSHIRE
PLYMOUTH STATE UNIVERSITY
PLANT FUND INVENTORY OF PROPERTY AND EQUIPMENT
AT JUNE 30, 2022

	YEAR CONSTRUCTED OR ACQUIRED	YEAR OF MOST RECENT MODIFICATION	INVESTMENT JUNE 30, 2021	ADDITIONS	DEDUCTIONS	INVESTMENT JUNE 30, 2022	Accumulated Depreciation	NET INVESTMENT JUNE 30, 2022
LAND AND OUTLYING PROPERTIES								
GRANTOR:								
1 High Street	2002		249,900			249,900		249,900
140 Main Street	2000		110,739			110,739		110,739
32 North River Str. Holderness, NH	2012		132,000			132,000		132,000
38 North River Street	2014		133,380			133,380		133,380
41 North River Street	2014		150,162			150,162		150,162
8 North River Street	2014		177,747			177,747		177,747
Alpa Theta # 467	1972		12,859			12,859		12,859
Art Annex # 434	1987		77,500			77,500		77,500
Arthur Wadleigh - 475 MSA	1965		31,532			31,532		31,532
Athletic Field	1963		53,897			53,897		53,897
Barbara Dearborn - Athletic Field	1971		1,548			1,548		1,548
Bennett Road	2015		150,000			150,000		150,000
College Union #432	1991		293,780			293,780		293,780
D. & M. Drouin - 402 Hyde	1968		18,939			18,939		18,939
David & Patricia Straw - 402 Hyde	1969		11,287			11,287		11,287
E.B. Crowell - Student Apartments	1970		70,780			70,780		70,780
Eliza J. Brown - MSA Parking	1970		12,225			12,225		12,225
F.W. Burtt, et al - Athletic Field	1969		12,949			12,949		12,949
Flanders & Loomis Appraisal	1971		450			450		450
Floyd M. & Viola Brown - 402 Hyde	1969		14,800			14,800		14,800
Frances Sargent - Hyde Parking	1968		7,835			7,835		7,835
Halston Lenentine - Athletic Field	1971		3,112			3,112		3,112
Harold E. & Olga B. Haley - 401 PE Center	1969		12,811			12,811		12,811
Harry E. & Amelia S. Welch - Delta Zeta	1969		12,500			12,500		12,500
Harry Welch - lot 22 River Street	1967		3,571			3,571		3,571
Holderness School for Boys - Athletic Field	1971		4,196			4,196		4,196
J.A. Campbell & Margaret Bezanson - 402 Hyde	1968		17,309			17,309		17,309
John & Ruth Noseworthy - Parking Lot	1968		3,662			3,662		3,662
John W. & Martha H Chapman - Art Annex Parking	1971		7,715			7,715		7,715
Joseph Cottone - Southside of Merrill St.	1987		24,900			24,900		24,900
Kappa Delta Phi # 470	1969		14,259			14,259		14,259
Langdon Park (From State of N.H. 7/1/63)	1916-1930		22,000			22,000		22,000
Laura E. Bennett - Pemi Parking	1965		21,453			21,453		21,453
Lee & Alida Buckland 432 CUB	1970		23,486			23,486		23,486
Lester G. & Lorraine Blake - 402 Hyde	1971		22,864			22,864		22,864
Main Campus (From State of N.H.7/1/63)	1916-1930		332,191			332,191		332,191
Merle Bailey - 450 Belknap	1967		17,456			17,456		17,456
Michael A. & Lenore F. Hunter-Bagley House #415	1975		42,750			42,750		42,750
Mildred McGough - Parking Lot	1965		6,151			6,151		6,151
Norma B. & Agnes D. Glidden - 402 Hyde	1976		24,000			24,000		24,000
O'Leary Property - 6 Pleasant Street	2000		84,683			84,683		84,683
One Armory Road	1993		27,000			27,000		27,000
P. & M. Dane - Athletic Field	1970		6,003			6,003		6,003
R.F. Wherland - Speare Parking	1970		19,449			19,449		19,449
Sceve Speare Memorial Hospital # 431 - Baker Infirmary	1969		8,050			8,050		8,050
Three Armory Road	1993		35,100			35,100		35,100
Universtity Camp # 446	1924		21,250			21,250		21,250
V.B. Withrow - 402 Hyde	1969		19,093			19,093		19,093
W.S. Clark - 432 CUB	1970		21,869			21,869		21,869

UNIVERSITY SYSTEM OF NEW HAMPSHIRE
PLYMOUTH STATE UNIVERSITY
PLANT FUND INVENTORY OF PROPERTY AND EQUIPMENT
AT JUNE 30, 2022

	YEAR CONSTRUCTED OR ACQUIRED	YEAR OF MOST RECENT MODIFICATION	INVESTMENT JUNE 30, 2021	ADDITIONS	DEDUCTIONS	INVESTMENT JUNE 30, 2022	Accumulated Depreciation	NET INVESTMENT JUNE 30, 2022
Women's Dormitory Site - 455 Smith	1965		70,004			70,004		70,004
TOTAL LAND AND OUTLYING PROPERTIES			2,653,196	-	-	2,653,196		2,653,196
INSTRUCTIONAL AND ADMINISTRATIVE BUILDINGS								
42 North River Street - Horticulture Storage	1906	1993	52,971			52,971	52,971	-
43 North River Street - Grounds Storage	1950	1993	85,410			85,410	85,410	-
ALLWell North	2014	2018	31,521,603			31,521,603	6,950,235	24,571,368
Bagley House	1923	2013	242,908		(29,500)	213,408	175,836	37,572
Boyd Hall	1967	2013	19,269,899		(31,185)	19,238,714	9,931,646	9,307,067
Center for Young Children and Families	1930	1994	198,685			198,685	198,685	-
Chapel	2018	NA	130,379			130,379	19,557	110,822
Counseling Center	1968	2016	354,983		(34,256)	320,727	96,218	224,509
Draper and Maynard	1909	2022	4,923,320	802,117	(47,133)	5,678,304	4,225,624	1,452,680
Eco House	2011	NA	342,528			342,528	157,563	184,965
Ellen Reed House	1900	1990	96,594			96,594	96,594	-
Episcopal Church	2021	NA	634,913			634,913	38,095	596,819
Facilities Services Building	1963	1994	966,899			966,899	966,899	-
Highland Hall	1976	2014	1,904,820			1,904,820	851,568	1,053,252
Holmes House	1870	2011	262,555		(78,955)	183,600	183,600	-
Hyde Hall	1974	2019	9,731,030		(189,647)	9,541,383	5,814,459	3,726,924
Lamson Library	1964	2019	14,391,720		(149,699)	14,242,021	13,002,916	1,239,104
Mary Taylor	1932	2003	110,825			110,825	98,544	12,282
Memorial Hall	1890	2013	1,621,929			1,621,929	1,546,276	75,653
Museum of the White Mountains	1948	2018	2,726,218			2,726,218	1,085,617	1,640,601
Office of Environmental Sustainability	1961	2001	25,600		(25,600)	-	-	-
Physical Education Center	1969	2022	10,119,229	823,680		10,942,909	859,743	10,083,166
President's House	1904	2016	911,647			911,647	455,314	456,332
Robert Frost House	1903	2010	344,791.43		(43,928)	300,864	273,404	27,460
Rounds Hall	1891	2014	2,766,255		(26,044)	2,740,212	2,122,027	618,185
Russell House	1797	2010	336,484			336,484	288,401	48,084
Samuel Read Hall	1932	2017	5,542,014			5,542,014	2,433,237	3,108,777
Silver Center	1955	2022	11,610,614	90,204	(148,156)	11,552,662	10,448,235	1,104,427
Speare Hall	1931	2020	5,240,162		(61,349)	5,178,812	2,767,217	2,411,595
University Police	1940	2000	124,932		(37,561)	87,371	65,528	21,843
TOTAL INSTRUCTIONAL AND ADMINISTRATIVE BUILDINGS			126,591,917	1,716,001	(903,013)	127,404,905	65,291,419	62,113,485
AUXILIARY ENTERPRISES								
Belknap Hall	1969	2017	2,660,669		(45,770)	2,614,899	2,049,324	565,575
Blair Hall	1960	2013	3,498,545		(44,323)	3,454,222	1,950,660	1,503,563
Bondcliff	1991	NA	1,132,709			1,132,709	1,132,709	-
Centre Lodge	1991	NA	1,132,709			1,132,709	1,132,709	-
Gale Head	1991	NA	1,132,709			1,132,709	1,132,709	-
Grafton Hall	1967	2011	4,032,163		(38,000)	3,994,163	2,556,156	1,438,007
Hartman University Union Building	1958	2020	15,539,876			15,539,876	11,472,485	4,067,391
Hodgdon Apts	1966	2010	239,427		(42,565)	196,862	196,862	-
Ice Arena	2010	2012	18,391,064			18,391,064	5,274,602	13,116,462
Langdon Woods	2006	2018	29,513,082		(45,592)	29,467,490	11,392,895	18,074,595
Mary Lyon Hall	1915	2013	19,068,892			19,068,892	7,993,884	11,075,008
Merrill Place	2018	2019	31,281,512			31,281,512	3,517,030	27,764,482
Moosilaukee	1991	NA	1,132,709			1,132,709	1,132,709	-
Nontraditional Apartments	1994	1997	175,927		(42,224)	133,703	133,703	-
North Kinsman	1991	NA	1,132,709			1,132,709	1,132,709	-

UNIVERSITY SYSTEM OF NEW HAMPSHIRE
PLYMOUTH STATE UNIVERSITY
PLANT FUND INVENTORY OF PROPERTY AND EQUIPMENT
AT JUNE 30, 2022

	YEAR CONSTRUCTED OR ACQUIRED	YEAR OF MOST RECENT MODIFICATION	INVESTMENT JUNE 30, 2021	ADDITIONS	DEDUCTIONS	INVESTMENT JUNE 30, 2022	Accumulated Depreciation	NET INVESTMENT JUNE 30, 2022
North Twin	1991	NA	1,132,709			1,132,709	1,132,709	-
O'Neil Apts	1966	NA	196,862			196,862	196,862	-
Owl's Head	1991	NA	1,132,709			1,132,709	1,132,709	-
Pemigewasset Hall	1965	2018	2,496,006		(40,925)	2,455,081	1,842,764	612,317
Prospect Dining Hall	1967	2022	8,751,348	1,539,793	(84,108)	10,207,033	4,962,173	5,244,860
Residence Halls	2000	2011	6,622,678		(25,876)	6,596,803	3,457,330	3,139,472
Seavey Apts	1966	2022	670,275	56,800		727,075	586,197	140,878
Smith Hall	1968	2020	10,240,758		(71,998)	10,168,760	2,969,358	7,199,402
White Mountain St. Apartment Complex	1991	2015	713,675		(247,992)	465,682	214,037	251,645
Whiteface	1991	NA	1,132,709			1,132,709	1,132,709	-
TOTAL AUXILIARY ENTERPRISES			163,154,434	1,596,593	(729,373)	164,021,654	69,827,996	94,193,658
LAND IMPROVEMENTS								
AllWell Baseball Field	2016	NA	78,236			78,236	20,341	57,894
Athletic Field	2022	NA	-	2,964,946		2,964,946	75,409	2,889,537
Holderness Fields - Bleachers	2002	NA	89,260			89,260	73,193	16,067
HUB Landscape/Patio	2018	NA	60,693			60,693	10,925	49,768
Ropes Course	1999	NA	28,945		(28,945)	-	-	-
Soccer Field Upgrade	2007	NA	62,398			62,398	38,686	23,711
TOTAL LAND IMPROVEMENTS			319,531	2,964,946	(28,945)	3,255,532	218,555	3,036,977
INFRASTRUCTURE								
Miscellaneous Improvements								
A/C Projects	2005	NA	64,678			64,678	37,729	26,949
Asbestos Removal	1991	1996	52,319		(52,319)	-	-	-
Campus Carpeting	2006	NA	26,776		(26,776)	-	-	-
Campus Planning	1994	2006	76,812			76,812	50,696	26,116
Emergency Infrastructure	2008	2010	105,151		(32,848)	72,303	41,936	30,367
Emergency Siren	2009	NA	79,471			79,471	42,914	36,557
Heating & Electrical	1996	NA	25,865		(25,865)	-	-	-
Network Upgrade	1996	NA	167,112		(167,112)	-	-	-
South Campus - Code Compliance Work	1998	NA	231,966			231,966	227,327	4,639
Summer/Grafton/Man Hole 16	2008	NA	431,789			431,789	250,438	181,351
Wiring Upgrade for Campus	1996	NA	207,097		(207,097)	-	-	-
Subtotal Miscellaneous Improvements			1,469,036	-	(512,017)	957,019	651,039	305,980
Roads, Sidewalks and Parking Lots								
71 Langdon Street	2004	2006	204,273			204,273	122,552	81,721
Campus Core Paving, Sidewalks, Landscaping	1998	NA	299,731			299,731	293,736	5,995
Campus Paving	1997	NA	33,125		(33,125)	-	-	-
Court Street Improvements	1999	NA	352,895			352,895	331,721	21,174
Highland Street Drainage System	2001	NA	96,811			96,811	83,257	13,554
Light Poles by Belknap Hall	2016	NA	33,500		(33,500)	-	-	-
Parking Lot - 59 Langdon Street	1997	NA	51,650			51,650	51,650	-
Parking Lot - Facility Service Bldg	2001	NA	46,355		(46,355)	-	-	-
Total Roads, Sidewalks and Parking Lots			1,118,340	-	(112,980)	1,005,360	882,917	122,443
Heating and Electrical Improvements								
Co-Gen Facilities	1994	2022	10,132,268	66,658	(31,942)	10,166,984	8,403,365	1,763,619
Energy Management Upgrade	2009	NA	98,495			98,495	53,187	45,308

UNIVERSITY SYSTEM OF NEW HAMPSHIRE
PLYMOUTH STATE UNIVERSITY
PLANT FUND INVENTORY OF PROPERTY AND EQUIPMENT
AT JUNE 30, 2022

	YEAR CONSTRUCTED OR ACQUIRED	YEAR OF MOST RECENT MODIFICATION	INVESTMENT JUNE 30, 2021	ADDITIONS	DEDUCTIONS	INVESTMENT JUNE 30, 2022	Accumulated Depreciation	NET INVESTMENT JUNE 30, 2022
Mary Lyon Steam Tunnel	2016	NA	155,063			155,063	40,316	114,747
Mary Lyon Tunnel to Merrill Street	1998	1999	307,407			307,407	291,238	16,170
Steam Loop System	1997	NA	164,693			164,693	164,693	-
Steam Lines - White Mountain Apts	2020	NA	2,173,410			2,173,410	217,341	1,956,069
Tobey Road Steam	2015	NA	286,959			286,959	86,088	200,872
Utilities Improvements	1993	2000	130,415		(28,757)	101,658	99,625	2,033
Weeks Street Steam Line	2017	NA	2,072,015			2,072,015	455,843	1,616,172
Zone 2 Steam Project	2009	NA	6,550,925			6,550,925	3,537,500	3,013,426
Total Heating and Electrical Improvements			22,071,651	66,658	(60,699)	22,077,610	13,349,196	8,728,414
Sewerage Systems								
Lift Station Sewer Pump Replacement	2015	2016	486,260		(45,725)	440,536	132,161	308,375
Total Sewerage Systems			486,260	-	(45,725)	440,536	132,161	308,375
TOTAL INFRASTRUCTURE			25,145,287	66,658	(731,421)	24,480,524	15,015,313	9,465,212
TOTAL PROPERTY			317,864,364	6,344,198	(2,392,752)	321,815,811	150,353,283	171,462,528
EQUIPMENT								
Equipment			13,783,158	278,391	(1,390,967)	12,670,582	9,125,312	3,545,270
Intangible Right to Use Equipment Leases			168,186	-	-	168,186	76,448	91,738
TOTAL EQUIPMENT			13,951,344	278,391	(1,390,967)	12,838,768	9,201,760	3,637,008
TOTAL PLYMOUTH STATE UNIVERSITY		$	331,815,708	6,622,590	(3,783,719)	334,654,578	159,555,043	175,099,536

UNIVERSITY SYSTEM OF NEW HAMPSHIRE
KEENE STATE COLLEGE
PLANT FUND INVENTORY OF PROPERTY AND EQUIPMENT
AT JUNE 30, 2022

	YEAR CONSTRUCTED OR ACQUIRED	YEAR OF MOST RECENT MODIFICATION	INVESTMENT JUNE 30, 2021	ADDITIONS	DEDUCTIONS	INVESTMENT JUNE 30, 2022	Accumulated Depreciation	NET INVESTMENT JUNE 30, 2022
LAND AND OUTLYING PROPERTIES								
GRANTOR:								
130 Winchester Street	1979		36,066			36,066		36,066
160 Winchester Street	2002		295,100			295,100		295,100
17 Bruder Street	2011		184,257			184,257		184,257
18 Bruder Street	2008		214,544			214,544		214,544
21 Appleton Street	2008		222,242			222,242		222,242
222 Main St	2008		338,626			338,626		338,626
226 Main Street	2008		282,681			282,681		282,681
23 Butler Court	2002		134,795			134,795		134,795
27 Appleton Street	1994		112,510			112,510		112,510
28 Appleton Street	2002		113,137			113,137		113,137
29 Butler Court (Anderson House)	2000		123,616			123,616		123,616
40 Appleton Street	1994		103,614			103,614		103,614
42 Bruder Street	2002		82,344			82,344		82,344
4-6 Madison Street Alpha House	2006		250,451			250,451		250,451
86 Appleton Street	1991		188,576			188,576		188,576
98 Winchester Street	2000		81,227			81,227		81,227
Brickyard Pond	1993		111,319			111,319		111,319
Cohen Property		1983	125,000			125,000		125,000
Colony Heirs - Rondall Hall		1966	9,858			9,858		9,858
Douglas K. and Natalie MacDonald	0.14	1970	14,723			14,723		14,723
E.P. Labounty - Holloway Hall	0.33	1970	21,731			21,731		21,731
F.M. Alonzo Estate - Tisdale Apartments	0.08	1970	17,769			17,769		17,769
Fox-Day Property - Arts Center	7.5	1977	175,428			175,428		175,428
George & Bette Taylor		1983	46,000			46,000		46,000
George & Priscilla Bergeron - 115 Winchester		1983	148,816			148,816		148,816
George Shepard - Science Center	0.13	1967	16,240			16,240		16,240
Gertrude L. Field - Holloway Hall	0.33	1975	17,000			17,000		17,000
Harold & Josephine Savage - Arts Center		1977	67,680			67,680		67,680
Herbert F. Jr. and Gail L. Miller	0.14	1972	18,828			18,828		18,828
Jean L. Coater Murphy - Owl's Nests	0.31	1977	40,157			40,157		40,157
Jerrold V. Fitz-Simon	0.28	1966	14,080			14,080		14,080
John Lammela - Lammela House	0.09	1977	29,366			29,366		29,366
Joseph A. & Anna K. Blain - 23 Madison		1980	46,000			46,000		46,000
Joyce Field	11.5	1975	653			653		653
Junie G. Couglin Estate	0.24	1971	31,149			31,149		31,149
K.W. Carr - Tisdale Apartments	0.14	1966	19,842			19,842		19,842
Knox - Conway Property		1969	29,625			29,625		29,625
KSC Summer Camp (from State of NH 7/1/63)	2.1	1963	22,465			22,465		22,465
Lake Nubansit	400	1967	100,000			100,000		100,000
Leo D. Devoid Estate		1983	53,235			53,235		53,235
Leo J. Breen - Science Center	0.26	1966	41,234			41,234		41,234
Leslie H. and Alma M. Goodnow	0.17	1971	18,759			18,759		18,759
Leslie J. Farr - Science Center	0.25	1966	25,145			25,145		25,145
Lorraine D. Hale		1980	40,000			40,000		40,000

UNIVERSITY SYSTEM OF NEW HAMPSHIRE
KEENE STATE COLLEGE
PLANT FUND INVENTORY OF PROPERTY AND EQUIPMENT
AT JUNE 30, 2022

		YEAR CONSTRUCTED OR ACQUIRED	YEAR OF MOST RECENT MODIFICATION	INVESTMENT JUNE 30, 2021	ADDITIONS	DEDUCTIONS	INVESTMENT JUNE 30, 2022	Accumulated Depreciation	NET INVESTMENT JUNE 30, 2022
M. Catherine MacKnight - Carle Hall	1.58	1968		21,925			21,925		21,925
Madison Street Land - Parking Area	0.6	1975/1979/1987		175,121			175,121		175,121
Main Campus	2	1964		243,848			243,848		243,848
Main Campus (from State of NH 7/1/63)	18.8	Various		351,182			351,182		351,182
Norman P. and Joan P. Pregent - Owl's Nests	0.31	1977		41,607			41,607		41,607
Paul E. Burns, et al		1974		28,648			28,648		28,648
Phyllis E. Joyce - Joyce House		1977		31,106			31,106		31,106
R.P. and V.A. Rouleau - Holloway Hall		1979		38,000			38,000		38,000
Robert and Janet T. Duhaime		1979		35,000			35,000		35,000
Robert Duhaime - Holloway Hall	0.4	1967		1,227			1,227		1,227
Roelof P. and Agnes M. Feijen	0.63	1975		39,097			39,097		39,097
Roger Giovannangeli	0.05	1966		20,500			20,500		20,500
Rose E. Devoid Estate		1983		81,046			81,046		81,046
S.T. Boccia - Science Center	1.2	1967		16,852			16,852		16,852
William C. Dedo - Science Center	0.26	1966		35,145			35,145		35,145
William F. and Margaret A. Lynch	0.17	1972		23,650			23,650		23,650
Winchester Street		1993		822,078			822,078		822,078
TOTAL LAND AND OUTLYING PROPERTIES				6,071,920	-	-	6,071,920	-	6,071,920
INSTRUCTIONAL AND ADMINISTRATIVE BUILDINGS									
115 Winchester Street		1983	2007	137,683			137,683	85,363	52,319
26 Proctor Court		2012	NA	187,000		(187,000)	-	-	-
Alumni Building		2010	2012	7,133,754		(47,363)	7,086,391	2,745,396	4,340,995
Blake House		1926	2000	197,225			197,225	191,260	5,966
Carroll House		2022	NA	-	51,259		51,259	1,025	50,234
Elliot Hall		1973	2015	5,196,026		(117,470)	5,078,556	4,440,558	637,999
Fiske Annex		1916	2009	1,577,732			1,577,732	851,975	725,757
Hale Building		1909	2011	106,550			106,550	106,550	-
Joslin House		1973	2000	456,077			456,077	450,625	5,452
Keddy House		1996	2013	1,549,413		(40,000)	1,509,413	1,161,207	348,206
Mason Library		1965	2021	19,116,071			19,116,071	10,951,155	8,164,916
Mathematics Building		1996	2004	1,292,897			1,292,897	1,007,931	284,966
Media Arts Center		1966	2017	10,545,406			10,545,406	6,914,922	3,630,484
Morrison Hall		1961	2022	2,399,399	84,012	(74,223)	2,409,188	2,029,113	380,075
Newman Center		2004	NA	110,264			110,264	67,996	42,268
Parker Hall		1914	2022	2,345,965	52,467		2,398,432	2,229,774	168,658
President's House		1909	2010	764,252			764,252	532,331	231,921
Putnam Science Center		2008	NA	36,246		(36,246)	-	-	-
Redfern Arts Center		1979	2022	8,972,600	87,016	(148,561)	8,911,055	8,049,340	861,715
Rhodes Hall		1928	2022	1,798,457	58,034	(32,800)	1,823,691	1,107,366	716,325
Science Center		1968	2014	28,053,720			28,053,720	14,368,778	13,684,942
Sculpture Studio		1973	2007	91,499			91,499	56,730	34,770
Spaulding Gymnasium		1968	2022	3,291,552	2,015,487	(121,042)	5,185,996	2,485,434	2,700,562
TDS Center		2011	2015	17,353,028			17,353,028	5,544,762	11,808,266
Thorne-Sagendorph Art Gallery		1992	2019	2,130,882		(34,317)	2,096,565	1,919,433	177,133
TOTAL INSTRUCTIONAL AND ADMINISTRATIVE BUILDINGS				114,843,697	2,348,275	(839,022)	116,352,949	67,299,022	49,053,927

UNIVERSITY SYSTEM OF NEW HAMPSHIRE
KEENE STATE COLLEGE
PLANT FUND INVENTORY OF PROPERTY AND EQUIPMENT
AT JUNE 30, 2022

	YEAR CONSTRUCTED OR ACQUIRED	YEAR OF MOST RECENT MODIFICATION	INVESTMENT JUNE 30, 2021	ADDITIONS	DEDUCTIONS	INVESTMENT JUNE 30, 2022	Accumulated Depreciation	NET INVESTMENT JUNE 30, 2022
AUXILIARY ENTERPRISES								
27 Appleton St.	1994	2013	32,310		(32,310)	-	-	-
361 Main Street	2005	2007	190,345			190,345	98,345	92,000
83/85 Blake Street	1991	1992	145,328			145,328	133,217	12,111
Bushnell Apartments	1963	2016	897,967			897,967	634,498	263,469
Carle Hall	1969	2021	4,229,789		(94,320)	4,135,469	3,258,827	876,642
College Camp on Wilson Pond	1929	2021	242,440			242,440	176,108	66,332
Fiske Hall	1916	2016	7,338,661		(65,355)	7,273,306	2,891,128	4,382,178
Holloway Hall	1989	2022	7,442,445	55,399	(26,000)	7,471,843	7,375,328	96,515
Huntress Hall	1926	2022	8,225,484	51,200	(72,415)	8,204,269	3,028,572	5,175,697
Living and Learning Commons	2017	2018	30,973,692			30,973,692	4,252,203	26,721,489
Monadnock Hall	1956	2011	1,037,417		(37,578)	999,839	676,842	322,997
One Butler Court	2007	2022	18,802,476	98,900	(27,987)	18,873,389	7,248,271	11,625,118
Owl's Nest	1995	2011	194,340		(194,340)	-	-	-
Owl's Nest Building 1	1975	2021	548,966		(80,510)	468,456	388,420	80,036
Owl's Nest Building 2	1975	2010	486,132		(80,510)	405,622	384,650	20,972
Owl's Nest Building 3	1982	2021	759,177		(80,510)	678,667	596,516	82,151
Owl's Nest Building 4	1975	2022	486,132	62,384	(80,510)	468,006	385,897	82,109
Owl's Nest Building 5	1975	2021	542,716		(80,510)	462,206	388,045	74,161
Owl's Nest Building 6	1975	2010	486,132		(80,510)	405,622	384,650	20,972
Owl's Nest Building 7	1975	2010	486,132		(80,510)	405,622	384,650	20,972
Owl's Nest Building 8	1982	2021	751,277		(80,510)	670,767	596,042	74,725
Owl's Nest Building 9	1982	2021	759,777		(80,510)	679,267	596,552	82,715
Pondside I Residence Hall	1992	2016	3,944,481		(45,596)	3,898,885	3,837,675	61,210
Pondside II Apartments	2002	2011	38,758		(38,758)	-	-	-
Pondside II Building A	2002	2016	1,963,767			1,963,767	939,801	1,023,965
Pondside II Building B	2002	2016	1,989,864			1,989,864	946,586	1,043,277
Pondside II Building C	2002	2016	2,023,426		(27,084)	1,996,342	948,271	1,048,071
Pondside II Building D	2002	2016	1,963,767			1,963,767	939,801	1,023,965
Pondside II Building E	2002	2016	1,963,767			1,963,767	939,801	1,023,965
Pondside III Residence Hall	2006	2022	17,190,409	99,500		17,289,909	5,803,753	11,486,156
Randall House	1966	2016	2,292,579			2,292,579	1,680,249	612,330
Recreation Center	2016	NA	13,714,619		(61,093)	13,653,526	6,656,094	6,997,432
Young Student Center	1995	2022	21,420,228	494,227	(36,468)	21,877,987	19,346,086	2,531,901
Zorn Dining Commons	2005	2022	21,850,197	99,898		21,950,095	8,906,608	13,043,487
TOTAL AUXILIARY ENTERPRISES			175,414,994	961,508	(1,483,893)	174,892,608	84,823,486	90,069,122
LAND IMPROVEMENTS								
Hale Building Landscaping	2011	NA	311,833			311,833	143,443	168,390
Owl Athletic Fields	2007	NA	750,193		(59,800)	690,393	583,771	106,622
TOTAL LAND IMPROVEMENTS			1,062,026	-	(59,800)	1,002,226	727,215	275,012
INFRASTRUCTURE								
Miscellaneous Improvements								
Data Network Upgrade	2004	NA	105,395			105,395	77,992	27,403

UNIVERSITY SYSTEM OF NEW HAMPSHIRE
KEENE STATE COLLEGE
PLANT FUND INVENTORY OF PROPERTY AND EQUIPMENT
AT JUNE 30, 2022

	YEAR CONSTRUCTED OR ACQUIRED	YEAR OF MOST RECENT MODIFICATION	INVESTMENT JUNE 30, 2021	ADDITIONS	DEDUCTIONS	INVESTMENT JUNE 30, 2022	Accumulated Depreciation	NET INVESTMENT JUNE 30, 2022
Emergency Communication System	2009	NA	35,000		(35,000)	-	-	-
Net Connectivity & Transport Equip	2009	2019	726,872			726,872	472,327	254,545
Subtotal Miscellaneous Improvements			867,267	-	(35,000)	832,267	550,319	281,947
Roads, Sidewalks and Parking Lots								
17 Bruder Street Parking Lot	2015	NA	31,424		(31,424)	-	-	-
23 Appleton Street - Parking Lot	2014	NA	188,039			188,039	63,933	124,106
Appian Way	1994	2007	1,316,607		(170,097)	1,146,510	842,689	303,821
Campus Site Lighting	2021	NA	64,579			64,579	3,875	60,705
Elliot Center Exterior Stairs	2017	NA	168,270			168,270	37,019	131,251
Elliot Parking	2022	NA	-	97,700		97,700	1,954	95,746
Madison Steet Parking	1999	2008	1,015,899			1,015,899	803,277	212,622
Main Street Crosswalk	2021	NA	175,201			175,201	10,512	164,689
Mason Library Exterior Stairs	2017	NA	71,364			71,364	15,700	55,664
Owl's Nest Parking	2007	NA	46,518		(46,518)	-	-	-
Owl Stadium Parking	2008	NA	38,850		(38,850)	-	-	-
Parking Lots	1993	2010	109,190		(109,190)	-	-	-
Pondside III Parking	2010	NA	73,062			73,062	36,531	36,531
Redfern Arts Center Stairs	2018	NA	90,887			90,887	16,360	74,527
South Parking	2003	2005	109,910		(46,162)	63,748	44,624	19,124
South Pedestrian Walkway	1998	NA	85,664			85,664	83,951	1,713
Winchester Street Parking	1994	2007	699,495		(3,865)	695,630	429,049	266,581
Wyman Way	1997	2021	658,791			658,791	511,479	147,312
Total Roads, Sidewalks and Parking Lots			4,943,750	97,700	(446,105)	4,595,344	2,900,953	1,694,391
Heating and Electrical Improvements								
Heating Plant	2005	2007	9,408,467			9,408,467	4,702,031	4,706,437
Oil Tank Replacement	2016	NA	869,216			869,216	225,996	643,220
Steam Condensate Piping Replacement	2012	NA	39,944		(39,944)	-	-	-
Steam Line	2021	NA	160,164			160,164	9,610	150,554
Total Heating and Electrical Improvements			10,477,791	-	(39,944)	10,437,847	4,937,637	5,500,211
Sewerage Systems								
Child Development Center Sewer	2008	NA	64,290			64,290	37,288	27,002
Total Sewerage Systems			64,290	-	-	64,290	37,288	27,002
TOTAL INFRASTRUCTURE			16,353,098	97,700	(521,049)	15,929,748	8,426,197	7,503,551
INTANGIBLE RIGHT TO USE REAL ESTATE LEASES								
Lessee.Albany Road Perimeter	2021	NA	1,012,937	-	-	1,012,937	116,877	896,060
Lessee.Eversource Parking Lot	2021	NA	149,864	-	-	149,864	12,445	137,418
TOTAL INTANGIBLE RIGHT TO USE REAL ESTATE LEASES			1,162,801	-	-	1,162,801	129,323	1,033,478
TOTAL PROPERTY			314,908,535	3,407,482	(2,903,764)	315,412,253	161,405,243	154,007,010

UNIVERSITY SYSTEM OF NEW HAMPSHIRE
KEENE STATE COLLEGE
PLANT FUND INVENTORY OF PROPERTY AND EQUIPMENT
AT JUNE 30, 2022

	YEAR CONSTRUCTED OR ACQUIRED	YEAR OF MOST RECENT MODIFICATION	INVESTMENT JUNE 30, 2021	ADDITIONS	DEDUCTIONS	INVESTMENT JUNE 30, 2022	Accumulated Depreciation	NET INVESTMENT JUNE 30, 2022
EQUIPMENT								
Equipment			9,588,544	378,340	(420,494)	9,546,391	6,415,179	3,131,212
TOTAL EQUIPMENT			9,588,544	378,340	(420,494)	9,546,391	6,415,179	3,131,212
TOTAL KEENE STATE COLLEGE		$	324,497,079	3,785,823	(3,324,258)	324,958,644	167,820,422	157,138,222

UNIVERSITY SYSTEM OF NEW HAMPSHIRE
GRANITE STATE COLLEGE
PLANT FUND INVENTORY OF PROPERTY AND EQUIPMENT
AT JUNE 30, 2022

	YEAR CONSTRUCTED OR ACQUIRED	YEAR OF MOST RECENT MODIFICATIONS	INVESTMENT JUNE 30, 2021	ADDITIONS	DEDUCTIONS	INVESTMENT JUNE 30, 2022	Accumulated Depreciation	NET INVESTMENT JUNE 30, 2022
LAND AND OUTLYING PROPERTIES								
Hall Street	2015	NA	827,600			827,600		827,600
TOTAL LAND AND OUTLYING PROPERTIES			827,600	-	-	827,600	-	827,600
INSTRUCTIONAL AND ADMINISTRATIVE BUILDINGS								
Conway Tech Village	2007	NA	1,560,851			1,560,851	806,440	754,411
Hall Street	2015	2016	6,269,640		(33,756)	6,235,885	1,489,084	4,746,800
Manchester	2011	NA	114,426		(114,426)	-	-	-
Manchester - 1750 Elm St	2020	NA	72,744			72,744	43,647	29,098
Rochester	2011	NA	419,477		(419,477)	-	-	-
TOTAL INSTRUCTIONAL AND ADMINISTRATIVE BUILDINGS			8,437,138	-	(567,658)	7,869,480	2,339,170	5,530,310
INTANGIBLE RIGHT TO USE REAL ESTATE LEASES								
Lessee.1750 Elm Street	2021	NA	1,121,858	-	-	1,121,858	157,454	964,404
TOTAL INTANGIBLE RIGHT TO USE REAL ESTATE LEASES			1,121,858	-	-	1,121,858	157,454	964,404
TOTAL PROPERTY			10,386,597	-	(567,658)	9,818,938	2,496,624	7,322,314
EQUIPMENT								
Equipment			469,333	-	(97,494)	371,839	204,870	166,969
TOTAL EQUIPMENT			469,333	-	(97,494)	371,839	204,870	166,969
Total Granite State College			**$ 10,855,930**	**-**	**(665,152)**	**10,190,778**	**2,701,495**	**7,489,283**

UNIVERSITY SYSTEM OF NEW HAMPSHIRE
TRUSTEES/CHANCELLOR'S OFFICE
PLANT FUND INVENTORY OF PROPERTY AND EQUIPMENT
AT JUNE 30, 2022

	YEAR CONSTRUCTED OR ACQUIRED	YEAR OF MOST RECENT MODIFICATION	INVESTMENT JUNE 30, 2021	ADDITIONS	DEDUCTIONS	INVESTMENT JUNE 30, 2022	Accumulated Depreciation	NET INVESTMENT JUNE 30, 2022
ADMINISTRATIVE BUILDINGS								
5 Chenell Drive	2015	NA	726,989			726,989	581,591	145,398
TOTAL ADMINISTRATIVE BUILDINGS			**726,989**	**-**	**-**	**726,989**	**581,591**	**145,398**
INTANGIBLE RIGHT TO USE REAL ESTATE LEASES								
Lessee.5 Chenell Drive	2021	NA	2,637,487	-	-	2,637,487	357,625	2,279,861
TOTAL INTANGIBLE RIGHT TO USE REAL ESTATE LEASES			2,637,487	-	-	2,637,487	357,625	2,279,861
TOTAL PROPERTY			**3,364,476**	**-**	**-**	**3,364,476**	**939,217**	**2,425,259**
EQUIPMENT								
Equipment			1,352,767	-	(71,437)	1,281,330	226,053	1,055,277
TOTAL EQUIPMENT			1,352,767	-	(71,437)	1,281,330	226,053	1,055,277
TOTAL TRUSTEES/CHANCELLOR'S OFFICE			**$ 4,717,243**	**-**	**(71,437)**	**4,645,806**	**1,165,270**	**3,480,536**

UNIVERSITY OF NEW HAMPSHIRE
SUMMARY OF STATE CAPITAL MANIFEST PROJECTS
AS OF JUNE 30, 2022

FUND(S)	ORG	CHAPTER/LAWS	STATE NUMBER	STATE APPROPRIATION	TOTAL AMOUNT EXPENDED	NET AVAILABLE
UNIVERSITY OF NEW HAMPSHIRE						
1XT166	UTDC04	CHAPTER 226:2 LAWS OF 1999 MURKLAND HALL	0166	$ 600,000	585,518	-
1XT168	UTDC04	CHAPTER 226:2 LAWS OF 1999 KINGSBURY HALL	0167	680,000	680,000	-
1XT421	UTDC04	CHAPTER 202:2 LAWS OF 2001 (KEEP) MURKLAND HALL	0279	8,500,000	8,500,000	-
1XT422 / 1XT762	UTDC04	CHAPTER 202:2 LAWS OF 2001 (KEEP) KINGSBURY HALL PHASE II	0279	44,000,000	44,000,000	-
1XT622	UTDC04	CHAPTER 202:2 LAWS OF 2001 (KEEP) INFRASTRUCTURE	0279	5,000,000	5,000,000	-
1XT777 / 1XT855	UTDC04	CHAPTER 259:2 LAWS OF 2005 (KEEP II) DEMERITT RENOVATION	0436	19,282,290	19,282,290	-
1XT842	UTDC04	CHAPTER 259:2 LAWS OF 2005 (KEEP II) JAMES HALL PROGRAMMING	0436	32,588,397	32,588,397	-
1XT863	UTDC04	CHAPTER 259:2 LAWS OF 2005 (KEEP II) PARSONS RENOVATION	0436	44,919,610	44,919,610	-
1XT960	UTDC04	CHAPTER 259:2 LAWS OF 2005 (KEEP II) NESMITH FEASIBILITY STUDY	0436	156,398	156,398	-
1XTD30	UTDC04	CHAPTER 226:2 LAWS OF 2013 MCCONNELL HALL	7981	2,500,000	2,500,000	-
1XTE40	UTDC04	CHAPTER 226:2 LAWS OF 2013 COWELL STADIUM LIGHTING	7981	1,500,000	1,500,000	-
1XTF11 1XTE37	UTDC04	CHAPTER 226:2 LAWS OF 2013 HEWITT ANNEX-VET LAB RELOCATION	7981	500,000	500,000	-
1XTH28	UTDC04	CHAPTER 220:3 LAWS OF 2015 PAUL CREATIVE ARTS CENTER	8294	2,228,476	2,228,476	-
1XTF85	UTDC04	CHAPTER 220:3 LAWS OF 2015 KENDALL HALL	8294	157,447	157,447	-
1XTF86	UTDC04	CHAPTER 220:3 LAWS OF 2015 FIELD HOUSE	8294	632,944	632,944	-
1XTF91	UTDC04	CHAPTER 220:3 LAWS OF 2015 KINGSBURY HALL	8294	104,511	104,511	-
1XTF02	UTDC04	CHAPTER 220:3 LAWS OF 2015 KENDALL HALL	8294	158,681	158,681	-
1XTH70	UTDC04	CHAPTER 220:3 LAWS OF 2015 BARTON HALL	8294	97,169	97,169	-
1XTJ16	UTDC04	CHAPTER 220:3 LAWS OF 2015 SMITH HALL	8294	37,272	37,272	-
1XTE88	UTDC04	CHAPTER 146 LAWS of 2019 SPAULDING HALL	1354	25,000,000	25,000,000	-
TOTAL UNIVERSITY OF NEW HAMPSHIRE				**188,643,195**	**188,628,713**	**-**
PLYMOUTH STATE UNIVERSITY						
6XB051	PBPP01	CHAPTER 202:2 LAWS OF 2001 (KEEP) BOYD HALL DESIGN	0279	16,000,000	16,000,000	-
6XB101	PBPP01	CHAPTER 202:2 LAWS OF 2001 (KEEP) INFRASTRUCTURE 04	0279	450,000	450,000	-
6XB192	PBPP01	CHAPTER 259:2 LAWS OF 2005 (KEEP II) CENTRAL CAMPUS INFRASTRUCTURE	0436	3,900,000	3,900,000	-
6XB212 6XB253	PBPP01	CHAPTER 259:2 LAWS OF 2005 (KEEP II) PSU PE CENTER	0436	650,000	650,000	-
6XB309	PBPP01	CHAPTER 226:2 LAWS OF 2013 ALL WELL NORTH	7981	2,000,000	2,000,000	-
6XB308	PBPP01	CHAPTER 220:3 LAWS OF 2015 HYDE HALL	8294	707,000	707,000	-
6XB326	PBPP01	CHAPTER 0228:3 LAWS OF 2017 PSU PE CENTER	15000	3,000,000	3,000,000	-
TOTAL PLYMOUTH STATE UNIVERSITY				**26,707,000**	**26,707,000**	**-**

UNIVERSITY OF NEW HAMPSHIRE
SUMMARY OF STATE CAPITAL MANIFEST PROJECTS
AS OF JUNE 30, 2022

KEENE STATE COLLEGE						
5XG049	KGAUNX	CHAPTER 202:2 LAWS OF 2001 (KEEP) MASON LIBRARY PHASE II	0279	4,000,000	4,000,000	-
5XG050	KGAUNX	CHAPTER 202:2 LAWS OF 2001 (KEEP) KEENE SCIENCE	0279	19,600,000	19,600,000	-
5XG060	KGAUNX	CHAPTER 202:2 LAWS OF 2001 (KEEP) INFRASTRUCTURE-HEATING PLANT	0279	450,000	450,000	-
5XG069	KGAUNX	CHAPTER 259:2 LAWS OF 2005 (KEEP II) KEENE INFRASTRUCTURE	0436	3,900,000	3,900,000	-
5XG087	KGAUNX	CHAPTER 259:2 LAWS OF 2005 (KEEP II) MEDIA ARTS	0436	350,000	350,000	-
5XG087	KGAUNX	CHAPTER 226:2 LAWS OF 2013 VISUAL & MEDIA ARTS CENTER	7981	641,347	641,347	-
5XT154	KTARNR	CHAPTER 226:2 LAWS OF 2013 REDFERN BUILDING HVAC IMPROVEMENTS TO MUSIC CLA	7981	358,653	358,653	-
5XG094	KTARNR	CHAPTER 220:3 LAWS OF 2015 REDFERN BUILDING HVAC IMPROVEMENTS	8294	118,988	118,988	-
5XT162	KTARNR	CHAPTER 220:3 LAWS OF 2015 ACCESS CONTROL PROJECT 1&2	8294	98,406	98,406	-
KEENE STATE COLLEGE				**29,517,394**	**29,517,394**	**-**
GRANITE STATE COLLEGE						
7X6695	CADMOP	CHAPTER 259:2 LAWS OF 2005 (KEEP II) TECHNOLOGY VILLAGE	0436	1,500,000	1,500,000	-
7X6711	CADMOP	CHAPTER 226:2 LAWS OF 2013 GSC GATEWAY CENTER PURCHASE	7981	500,000	500,000	-
7X6711	CADMOP	CHAPTER 220:3 LAWS OF 2015 GSC GATEWAY CENTER	8294	443,663	443,663	-
7X6712	CADMOP	CHAPTER 220:3 LAWS OF 2015 SAFETY PROJECTS	8294	215,443	215,443	-
TOTAL GRANITE STATE COLLEGE				**2,659,106**	**2,659,106**	**-**
NEW HAMPSHIRE PUBLIC BROADCASTING						
1XN011	UNTV4A	CHAPTER 202:2 LAWS OF 2001 (KEEP) NHPTV	0279	2,000,000	2,000,000	-
1XN012/ 8X0012	UNTV4A	CHAPTER 259:2 LAWS OF 2005 (KEEP II) NHPTV	0436	2,253,305	2,253,305	-
				4,253,305	**4,253,305**	**-**
TOTAL UNIVERSITY SYSTEM OF NEW HAMPSHIRE				**$ 251,780,000**	**251,765,518**	**-**

SUMMARY BY STATE CHAPTER:

CHAPTER 226:2 LAWS OF 1999	0166	$ 600,000	585,518	-
CHAPTER 226:2 LAWS OF 1999	0167	680,000	680,000	-
CHAPTER 202:2 LAWS OF 2001 (KEEP)	0279	100,000,000	100,000,000	-
CHAPTER 259:2 LAWS OF 2005 (KEEP II)	0436	109,500,000	109,500,000	-
CHAPTER 195:3 LAWS OF 2013	7981	8,000,000	8,000,000	-
CHAPTER 220:3 LAWS OF 2015	8294	5,000,000	5,000,000	-
CHAPTER 228:3 LAWS OF 2017	15500	3,000,000	3,000,000	-
CHAPTER 146 LAWS OF 2019	1354	25,000,000	25,000,000	-
	Total	**$ 251,780,000**	**251,765,518**	**-**

UNIVERSITY SYSTEM OF NEW HAMPSHIRE
DETAILED SCHEDULE OF UNEXPENDED PLANT FUND BALANCES
AT JUNE 30, 2022 AND 2021

Fsubcamp	Fbigbook	Fbigbook Desc	Fund	Fund Title	2022	2021
				UNIVERSITY OF NEW HAMPSHIRE - DURHAM		
				HOUSING		
1D	UNXHOUSG	Housing	1XQ024	UNH Housing R&R Reserves		11,466,310
		Housing	1XTN70	PCAC - High Voltage Electrical Serv	31,329	31,329
		Housing	1XTN73	Indoor Pool Electrical Service Repl	11,700	11,700
	UNXHOUSG			**TOTAL HOUSING**	43,029	11,509,339
				DINING		
1D	UNXDINIG	Dining	1XQ022	UNH Dining R&R Reserves		7,948,067
	UNXDINIG			**TOTAL DINING**	-	7,948,067
				OTHER AUXILIARY		
1D	UNXOTAUX	Other Auxiliary	1XA010	VPAA Health Services R&R		4,234,331
		Other Auxiliary	1XJ019	VPSA MUB Unexpended R&R		4,169,091
		Other Auxiliary	1XJ043	VPSA MUB Theater		2
		Other Auxiliary	1XQ105	Business Affairs BSC R & R Reserve		170,768
		Other Auxiliary	1XQ128	Transportation R & R Reserve		4,088,534
		Other Auxiliary	1XQ171	UTS Bus Procurement		1,132,455
		Other Auxiliary	1XQ174	Mail Services R & R Reserve		37,620
		Other Auxiliary	1XQ303	CNG Fueling Station Maint & Repair		78,556
		Other Auxiliary	1XQ330	Garage Equipment Replacement		48
		Other Auxiliary	1XQ414	Parking Lot Maintenance		20,914
		Other Auxiliary	1XQ427	UCO Facility & Equipment Upgrades		326,527
		Other Auxiliary	1XS003	Athletic Dept R & R		1
		Other Auxiliary	1XTM39	Field House - 1st Floor AC Install		81,875
		Other Auxiliary	1XTP 35	Telecom Bldg - New Equipment Space	1,264,788	-
		Other Auxiliary	1XTP39	New Natural Gas Boiler	155	10,000
		Other Auxiliary	1XTP40	1LL-Convert Boiler to Natural Gas		10,000
		Other Auxiliary	1XTP41	6LL-New Gas Line and Boiler	(345)	155
		Other Auxiliary	1XTP62	Elliot Alumni - 1925 Rm Int Finis	6,138	-
	UNXOTAUX			**TOTAL OTHER AUXILIARY**	1,270,736	14,360,876
				CAMPUS RECREATION		
	UNXRECRE	Campus Recreation	1XJ020	VPSA Recreation R&R		5,425,055
		Campus Recreation	1XJ026	VPSA Recreation Building Renovat		584
		Campus Recreation	1XJ021	VPSA Student Rec Field		362,557
		Campus Recreation	1XJTRF	Turf Field Operations		4,753
		Campus Recreation	1XJTRM	Turf Field Major Repairs		106,015
	UNXRECRE			**TOTAL CAMPUS RECREATION**	-	5,898,964
				ACADEMIC & ADMINISTRATIVE		
1D	UNXACADM	Academic and Administrative	1XG002	Alumni EAC Capital Fund Class of 42		1,063
		Academic and Administrative	1XT955	Paul College Construction	977	15,109
		Academic and Administrative	1XTB98	Ham-Smith Renovation Programming	147,588	210,558
		Academic and Administrative	1XTC07	Classroom White Board Replacements		1,958
		Academic and Administrative	1XTD30	McConnell Hall Repurpose - Renov	24,612	24,612
		Academic and Administrative	1XTE92	Rudman Hall Fire Alarm Replacement	18,919	37,320
		Academic and Administrative	1XTH40	Huddleston Hall Egress Modif		37,383
		Academic and Administrative	1XTH74	Rudman Lab Fume Hd Contr Syst Repl	347,941	1,018,375
		Academic and Administrative	1XTK74	Whittemore - Dehumidification Sys	30,000	30,000
		Academic and Administrative	1XTK78	Huddleston Hall - Roof Replacement	26,219	26,219
		Academic and Administrative	1XTL27	Telecom Center - Addition and Renov		239,134
		Academic and Administrative	1XTL36	NH Hall Window Repl - Ext Painting		244,782
		Academic and Administrative	1XTL38	Marine Facility - Fire Restoration	16,282	16,282
		Academic and Administrative	1XTM01	Field House - Repave West Parking		7,853
		Academic and Administrative	1XTM13	Campus Dual-Temp Interconnection	147,518	260,421
		Academic and Administrative	1XTM17	Morrill - Drainage Installation		3,193
		Academic and Administrative	1XTM25	Holloway Retro-Commissioning Repair	35,642	35,642
		Academic and Administrative	1XTM29	Academic Way Improvements-Mods.	41,124	43,974
		Academic and Administrative	1XTM35	T-Hall - Clock Tower Repairs	50,000	50,000
		Academic and Administrative	1XTM36	Demeritt Hall - Rm 112 Carpet Repl		10,300
		Academic and Administrative	1XTM47	MUB Hillside Stair-West Side		19,230
		Academic and Administrative	1XTM51	T-Hall - Replace Elevator Cylinder		263,640
		Academic and Administrative	1XTM66	Field House - UV Filter Replacement	24,718	24,718
		Academic and Administrative	1XTM88	Parsons Hall - SmartStack	63,965	70,765

UNIVERSITY SYSTEM OF NEW HAMPSHIRE
DETAILED SCHEDULE OF UNEXPENDED PLANT FUND BALANCES
AT JUNE 30, 2022 AND 2021

Fsubcamp	Fbigbook	Fbigbook Desc	Fund	Fund Title	2022	2021
		Academic and Administrative	1XTM93	Elliott Alumni Center - 1925 Room	12,621	12,621
		Academic and Administrative	1XTM96	Assist Eversource Transmission Line	43,700	43,875
		Academic and Administrative	1XTM98	PCAC Planning		73,200
		Academic and Administrative	1XTM99	Rudman Vivarium Upgrades-Phase 2	100,000	100,000
		Academic and Administrative	1XTN05	Hewitt - Duel Temperature Tie In		4,264
		Academic and Administrative	1XTN19	Whittemore Ice and Arena Renov		154,477
		Academic and Administrative	1XTN23	Barton-Cole Assessment & Repairs	5,500	5,500
		Academic and Administrative	1XTN26	Rudman AHU-4 Assessment & Repair	12,470	12,470
		Academic and Administrative	1XTN27	Handler Hall - Replace PVI HW Tanks		45,283
		Academic and Administrative	1XTN28	Service Bldg - Storm Water Design	13,800	13,800
		Academic and Administrative	1XTN41	Field House - Pool Chemical Storage	25,000	25,000
		Academic and Administrative	1XTN42	T-Hall - Testing Center - Phase 2	48,999	97,316
		Academic and Administrative	1XTN46	PCAC - Fire Alarm Replacement	50,000	50,000
		Academic and Administrative	1XTN48	Holloway - Front Stairs Repairs	7,390	7,390
		Academic and Administrative	1XTN51	Barton - 2nd Floor Reno for Labs		30,904
		Academic and Administrative	1XTN52	Cole Hall - Instructional Space Imp	127,106	127,106
		Academic and Administrative	1XTN56	Morse - Former Clean Rm Renovation		23,500
		Academic and Administrative	1XTN57	NEC Stair STR0079 Reconstruction	2,000	2,000
		Academic and Administrative	1XTN58	College Road - Extend Sidewalk	7,600	7,600
		Academic and Administrative	1XTN59	McDaniel Drive - Extend Sidewalk	28,100	28,100
		Academic and Administrative	1XTN60	PCAC - Music Wing Elevator	34,217	34,217
		Academic and Administrative	1XTN63	CSDC - Playground Repairs	14,589	23,569
		Academic and Administrative	1XTN64	Morse - Emergency Eyewash Install		3,344
		Academic and Administrative	1XTN65	CHP Siemens Turbine Generator Repl		60,756
		Academic and Administrative	1XTN67	Chase Ocean - Rm S210 HVAC Repair	2,880	2,880
		Academic and Administrative	1XTN80	Dimond - Interior Heating Distr		39,772
		Academic and Administrative	1XTN83	Field Hse - Outdoor Deck-Roof Repla	13,080	13,080
		Academic and Administrative	1XTN85	Morse Hall - Rm 419 New Equipment	45,558	139,603
		Academic and Administrative	1XTN91	Parsons Hall - N209 TEAL Classroom	35,000	35,000
		Academic and Administrative	1XTN92	McGregor EMS Env. And Int. Repairs	8,451	143,123
		Academic and Administrative	1XTM38	Tennis Court Renovation	(599,183)	-
		Academic and Administrative	1XTP02	Putnam Hall - EMS COVID-19 Prep	(49,014)	(49,014)
		Academic and Administrative	1XTP03	Academic Way-Utility Upgr-Reroute	81,890	193,363
		Academic and Administrative	1XTP04	Utility Distr-CHP Line Replacement		47,000
		Academic and Administrative	1XTP05	Haaland Hall - PVI Tank Replacement		16,464
		Academic and Administrative	1XTP07	PCAC- Sprinkler Installation	32,800	32,800
		Academic and Administrative	1XTP08	H&W COVID Testing Instrumentation	(370,422)	(237,924)
		Academic and Administrative	1XTP09	Hubbard Hall - Bedroom Doors	(48,719)	(48,719)
		Academic and Administrative	1XTP10	COVID-19 Barriers & Hydration Stat.	(911,554)	(839,788)
		Academic and Administrative	1XTP12	Stoke Hall - Gas Code Violations		650
		Academic and Administrative	1XTP13	H&W COVID Preparations	(30,543)	(30,543)
		Academic and Administrative	1XTP21	CHP Siemens Turbine Controls Upgr	252,261	252,261
		Academic and Administrative	1XTP27	MUB - 110 Ton Rooftop Chiller	3,200	9,900
		Academic and Administrative	1XTP28	Gregg-RM 337 COVID Testing Lab Expa	(308,649)	(308,649)
		Academic and Administrative	1XTP29	Service Bldg DFD Sprikler-Decon	81,006	139,250
		Academic and Administrative	1XTP32	Parsons Hall - Setup Lab Space W202		34,950
		Academic and Administrative	1XTP42	Utility Distr - Steams Pits 5 & 7		17,948
		Academic and Administrative	1XTP44	Gregg Hall - Boiler Plant Repl		10,297
		Academic and Administrative	1XTP45	MacFarlane Greenhouse Fog Syst	1,131	9,950
		Academic and Administrative	1XTP46	Coastal Marine Lab - Roof Repl		40,000
		Academic and Administrative	1XTP49	Kingsbury - Room Improvements W136		(93)
		Academic and Administrative	1XTP50	Campus Parking Lot Rep & Crack seal		49,738
		Academic and Administrative	1XTP51	Thompson hall - Slate Roof Repairs	32,359	-
		Academic and Administrative	1XTP53	Thall 0 Basement Window Repairs	695	-
		Academic and Administrative	1XTP60	Demeritt - Mech Room 199 Leak Rep	1,620	-
		Academic and Administrative	1XTP68	FH - Indoor Pool Wall Investigation	36	-
		Academic and Administrative	1XTP71	Cole Hall - HVAC Upgrades	233,104	-
		Academic and Administrative	1XTP78	Devine - Foundation Drainage Rep	5,000	-
		Academic and Administrative	1XTP81	Spaulding - Move Support and Coord	58,695	-
		Academic and Administrative	1XTP83	Morse Hall Elevator Improvements	13,780	-
		Academic and Administrative	1XTP84	MacFarlane Greenhouse -Lead Cleanup	14,538	-
		Academic and Administrative	1XTP85	Field House - West Parking Lot Repa	8,000	-
		Academic and Administrative	1XTP88	NH Hall - Window Repl & Ext Paint	75,000	-
		Academic and Administrative	1XTP91	Utility Distr - Therm Energy Tank	50,000	-
		Academic and Administrative	1XTQ18	Williamson - A-B-C Tower Roof Repl	471,950	-
		Academic and Administrative	1XTQ19	Stoke - Director Apt & Office Reno	68,728	-
		Academic and Administrative	1XTQ35	Gables - Buildings A, B, C Roof Rep	1,000	-

UNIVERSITY SYSTEM OF NEW HAMPSHIRE
DETAILED SCHEDULE OF UNEXPENDED PLANT FUND BALANCES
AT JUNE 30, 2022 AND 2021

Fsubcamp	Fbigbook	Fbigbook Desc	Fund	Fund Title	2022	2021
		Academic and Administrative	1XTQ39	Rudman - Elevator Controller Repl	750	-
		Academic and Administrative	1XTQ40	Utility Plant - Solar Repl Core	156,653	-
		Academic and Administrative	1XTQ42	PCAC-Rms 117BA,117BB Mold Abatement	39,001	-
		Academic and Administrative	1XTQ43	NH Hall - Flood Repairs	38,260	-
		Academic and Administrative	1XTQ50	Hetzel Hall Renovation	(2,236)	-
	UNXACADM			**TOTAL ACADEMIC & ADMINISTRATIVE**	1,014,700	3,392,120
				ALL OTHER		
1D	UNXALLOT	All Other	1X0ADJ	UNH Unexpended Plant Adjustments	1,705,164	(1,620,756)
		All Other	1X5C26	Main Street South Sidewalk-Match		13,548
		All Other	1XA001	VPAA R&R Electronic Campus		158,785
		All Other	1XA003	VPAA Grad School R&R Electronic Cmp		2
		All Other	1XA011	VPAA Health Services Computer Syst.		217,955
		All Other	1XA049	VPAA Health Services Equip Replace		68,770
		All Other	1XA050	VPAA Counseling Center		22,196
		All Other	1XB002	COLSA Green House Facilities		1,624
		All Other	1XB003	COLSA Misc R&R		1,833,562
		All Other	1XB015	COLSA TSAS Computer Replacement		5,622
		All Other	1XB022	COLSA NR Dept Equipment Fund		4,906
		All Other	1XB025	COLSA TSAS Vehicle Replacement		89,681
		All Other	1XB033	COLSA TS Logging Equip R&R		871
		All Other	1XB036	AES R&R		3,195,120
		All Other	1XD001	CEPS Earth Science Van Fund		56,656
		All Other	1XE005	Paul College Technology R&R Fund		784,076
		All Other	1XF003	SHHS miscellaneous R&R		6,620,498
		All Other	1XF004	Browne Center R&R		13,544
		All Other	1XJ059	SAF Equipment Replacement		1,010,096
		All Other	1XJ068	Ice Plant/Equipment Sinking Fund		38,954
		All Other	1XP001	UNH Police Vehicle Replacement		165
		All Other	1XR005	UIC Equipment Replacement Fund		44,230
		All Other	1XRIO2	IOL Plant Fund for New Building		64,658
		All Other	1XROSR	OSR Equipment Replacement Fund		29,535
		All Other	1XRRCI	RCI Equipment Replacement		253,120
		All Other	1XT708	Campus Tribute Gift Projects		43
		All Other	1XT877	Emcor Contracted Utility Repairs	45,464	45,464
		All Other	1XTA25	Asset Management/Maintenance		30,000
		All Other	1XTB83	High Voltage Electr Distribution	12,085	98,000
		All Other	1XTC99	Bike Rack Installations	14,761	14,761
		All Other	1XTE08	Signs - Campus Wayfinding and Bldg	28,899	28,899
		All Other	1XTJ31	Rudman-Inst Sterilizer-Cage Washer	40,101	40,101
		All Other	1XTL46	Fairchild - Site Stairs		4,725
		All Other	1XTL56	Kendall Hall Levels 3-5 Repurposing		99,388
		All Other	1XTL85	Morse Hall HVAC Evaluation	35,244	35,244
		All Other	1XTL88	Hewitt-Telecom-Rudman Courtyd Study		682
		All Other	1XTM07	PCAC - Update Life Safety Report		1,528
		All Other	1XTM62	Co-Gen Plant - Heat Exchanger Repl		140,500
		All Other	1XTM65	Campus Envelope and Interior Paint	60,253	61,353
		All Other	1XTN34	Rudman Hall - AHU 3 Replacement	16,192	18,942
		All Other	1XTN44	Kingsbury - Retro-Commissioning	55,364	49,829
		All Other	1XTN61	EAC- Renovate Restrooms 109 & 111	111,960	111,960
		All Other	1XTN62	Stoke Hall - Lobby Renovation	1,220	1,220
		All Other	1XTN68	Research - Stand-by Power Projects	339,617	333,425
		All Other	1XTN82	Presidents House - Security Cameras	24,270	24,270
		All Other	1XTN98	CHP-Wtr Plt IT Security Remediation		16,788
		All Other	1XTP11	Babcock-Adams Twr Electr - COVID	(1,475)	(1,475)
		All Other	1XTP16	High Voltage Monitoring Sensor Inst		5,417
		All Other	1XTP19	Rudman - Electrical Repairs & Mods		2,500
		All Other	1XTP33	Morse - Rm 331 Renovations		13,730
		All Other	1XTP75	Stoke - Ground Floor N. Stair Rep	12,553	-
	UNXALLOT			**TOTAL ALL OTHER**	2,501,672	14,084,711
1D				**TOTAL UNIVERSITY OF NEW HAMPSHIRE - DURHAM**	**4,830,137**	**57,194,076**
				UNIVERSITY OF NEW HAMPSHIRE AT MANCHESTER		
				ALL OTHER		
1M	UNXALLOT	All Other	1XM005	Comm Arts Equipment Reserve		10

UNIVERSITY SYSTEM OF NEW HAMPSHIRE
DETAILED SCHEDULE OF UNEXPENDED PLANT FUND BALANCES
AT JUNE 30, 2022 AND 2021

Fsubcamp	Fbigbook	Fbigbook Desc	Fund	Fund Title	2022	2021
		All Other	1XM006	Library Equipment Reservet		129
		All Other	1XM008	UNHM Computer Lab Equip Replac		74,757
	UNXALLOT			**TOTAL ALL OTHER**	-	74,896
1M			**TOTAL UNIVERSITY OF NEW HAMPSHIRE AT MANCHESTI**		**-**	**74,896**
			UNIVERSITY OF NEW HAMPSHIRE SCHOOL OF LAW			
				ALL OTHER		
1H	UNXALLOT	All Other	1XH710	UNHL Unexpended Plant Funds	-	531,195
	UNXALLOT			**TOTAL ALL OTHER**	-	531,195
1H			**TOTAL UNIVERSITY OF NEW HAMPSHIRE SCHOOL OF LA'**		**-**	**531,195**
			PLYMOUTH STATE UNIVERSITY			
				HOUSING, DINING & OTHER AUXILIARY		
	UNXHOUSG	Housing	6XB331	Smith Hall Renovation	-	364,796
		Dining	6XB346	D&M Air Conditioning - 4th Floor	10,298	59,140
		Dining	6XB338	Dining Program - Phase I SU '19	92,591	1,006,179
	UNXOTAUX	Other Auxiliary	6XF031	Ice Arena Repair & Renovation	1,194,577	1,342,673
	UNXOTAUX			**TOTAL HOUSING, DINING & OTHER AUXILIARY**	1,297,466	2,772,788
				ACADEMIC & ADMINISTRATIVE		
		Academic and Administrative	6XB342	PE Center Rooftop Solar Array	117,612	39,204
		Academic and Administrative	6XB347	Allwell North Floor Replacement	-	1,544,870
		Academic and Administrative	6XB348	D&M 1st Floor Timber Pile Repair	2,393	52,035
		Academic and Administrative	6XB349	Boyd Roof Replacement	61,082	-
		Academic and Administrative	6XB350	D&M 4th Fl Electr. Tech&Robotics Lab	130,222	-
		Academic and Administrative	6XB352	D&M Fire Alarm Replacement	206,300	-
	UNXACADM			**TOTAL ACADEMIC & ADMINISTRATIVE**	517,609	1,636,109
				ALL OTHER		
	UNXALLOT	All Other	6X0ADJ	PSU Unexpended Plant Adjustments	-	(9,607)
		All Other	6XB050	Facilities Repair & Adaption	5,004,713	4,489,015
		All Other	6XB179	Safety/Environmental	34,747	160,830
		All Other	6XB291	Facilities Deferred Maintenance	8,988,990	7,865,964
		All Other	6XB336	Episcopal Church Renovation	12	12
		All Other	6XB339	Turf Phase I - Field & Lights	322,624	521,072
		All Other	6XF001	Energy Conservation Projects	29,370	-
		All Other	6XF006	Purchase Of Property - PSU	188,269	188,269
		All Other	6XF024	ITS Networking Projects	576,084	526,084
		All Other	6XF038	PSU CNG Project	48,217	48,217
	UNXALLOT			**TOTAL ALL OTHER**	15,193,026	13,789,857
6P			**TOTAL PLYMOUTH STATE UNIVERSITY**		**17,008,101**	**18,198,753**
			KEENE STATE COLLEGE			
				HOUSING, DINING & OTHER AUXILIARY		
	UNXOTAUX	Other Auxiliary	5XT182	Bushnell Demo & Site Restoration	795,700	-
	UNXOTAUX			**TOTAL HOUSING, DINING & OTHER AUXILIARY**	795,700	-
				ACADEMIC & ADMINISTRATIVE		
5K	UNXACADM	Academic and Administrative	5XG024	KSC - Academic Buildings		-
		Academic and Administrative	5XG086	KSC Alumni Center IFB		367,888
		Academic and Administrative	5XT011	Sciences Projects	137,581	29,581
		Academic and Administrative	5XT121	Elliot Hall 2nd Floor Renovation	2,012	2,012
		Academic and Administrative	5XT125	Hale Building Renovations	89,819	89,819
		Academic and Administrative	5XT153	Mason Library Athenaeum	36,856	36,856
		Academic and Administrative	5XT157	Mason Library Projects	40,831	40,831
		Academic and Administrative	5XT158	Nursing Lab and Sim Spaces	196,698	196,698
		Academic and Administrative	5XT164	Joslin Hall	235,192	235,192
		Academic and Administrative	5XT165	Elliot Hall 1st Floor	1,000,000	1,000,000
		Academic and Administrative	5XT177	Spaulding Pool Ventilation	177,523	594,790
	UNXACADM			**TOTAL ACADEMIC & ADMINISTRATIVE**	1,916,511	2,593,666

UNIVERSITY SYSTEM OF NEW HAMPSHIRE
DETAILED SCHEDULE OF UNEXPENDED PLANT FUND BALANCES
AT JUNE 30, 2022 AND 2021

Fsubcamp	Fbigbook	Fbigbook Desc	Fund	Fund Title	2022	2021
				ALL OTHER		
	UNXALLOT	All Other	5X0ADJ	KSC Unexpended Plant Adjustments	(2,476)	(3,102)
		All Other	5XG001	Unexp. R&R - General Funds	14,527,519	16,469,725
		All Other	5XG015	Madison Street Parking	9,480	9,480
		All Other	5XG069	KSC Heating Plant Upgrade	183,815	183,815
		All Other	5XG073	KSC IFB Payments	6	6
		All Other	5XG082	Campus Safety Vehicle Replacement	21,240	21,240
		All Other	5XT009	Professional Studies Projects	106,671	106,671
		All Other	5XT025	Classroom Equip and Tech Upgrades	463,982	463,982
		All Other	5XT070	Safety & Accessibility Improvements	688,146	688,146
		All Other	5XT108	Cable Plant Infrastructure	1,319,522	1,074,147
		All Other	5XT109	Net Connectivity & Transport Equip	102,760	102,760
		All Other	5XT110	Voice Telephony Infrastructure	76,485	76,485
		All Other	5XT111	Net Services & Support Equipment	329,564	329,564
		All Other	5XT113	Deferred Maintenance Projects	458,341	360,641
		All Other	5XT144	KSC LED Site Lighting	39,981	39,981
		All Other	5XT147	RLO Small Projects	18,288	85,751
		All Other	5XT148	KSC E&G Small Projects	1,399,108	799,370
		All Other	5XT152	Energy Submetering Project	30,438	30,438
		All Other	5XT162	Access Control Project	519,289	519,289
		All Other	5XT169	Redfern Life Safety Improvements	894,848	897,348
		All Other	5XT176	Steam Line Replacement	15,511	15,511
		All Other	5XT178	Artificial Turf Field	67,195	356,538
		All Other	5XT179	Young Student Center Learning Lab	3,773	5,223
		All Other	5XT180	Sciene Center Roof & Capstones	459,698	-
	UNXALLOT			**TOTAL ALL OTHER**	21,733,187	22,633,011
5K				**TOTAL KEENE STATE COLLEGE**	**24,445,398**	**25,226,678**
				GRANITE STATE COLLEGE		
				ACADEMIC & ADMINISTRATIVE		
		Academic and Administrative	7X6711	Hall Street - R & A		74,751
		Academic and Administrative	7X6715	Manchester - 1750 Elm St.		5,506
	UNXACADM			**TOTAL ACADEMIC & ADMINISTRATIVE**	-	80,256
				ALL OTHER		
	UNXALLOT	All Other	7X6700	Tech Village R&R		308,522
	UNXALLOT			**TOTAL ALL OTHER**	-	308,522
7C				**TOTAL GRANITE STATE COLLEGE**	**-**	**388,778**
				TRUSTEES/CHANCELLOR'S OFFICE		
				ALL OTHER		
		All Other	9X0039	SYS Vehicle Replacement Fund		-
	UNXALLOT			**TOTAL ALL OTHER**	-	-
9Y				**TOTAL TRUSTEES/CHANCELLOR'S OFFICE**	**-**	**-**
				TOTAL UNIVERSITY SYSTEM OF NEW HAMPSHIRE	**46,283,636**	**101,614,376**

UNIVERSITY OF NEW HAMPSHIRE DURHAM
DETAILED SCHEDULE OF ASSETS, DEFERRED OUTFLOWS, LIABILITIES, AND NET POSITION
BALANCE AT JUNE 30, 2022

Fund	Fund Name	Cash & Investments	Receivables	Prepaid & Other Current Assets	Property, Plant & Equipment	Deferred Inflows & Outflows	Accounts Payable	Deposits & Unearned Revenues	Accrued Employee Benefits	Pension & Post Retirement Medical	Refundable Government Advances	Asset Retirement and Other Obligations	Deferred Outflows - ARO	Lease Receivable - current portion	Lease Receivable, net of current portion	Deferred inflows - leases/SBITAs	Long-term Leases & SBITAs - current portion	Long-term Leases & SBITAs, net of current portion	Long-term Debt Including Life Income	Total Net Position
	GENERAL OPERATING & OTHER UNRESTRICTED FUNDS																			
15H111	Hatch Administration - Match	858																		858
15H667	Soil Microbiome in NH Ag	467																		467
1AU106	Other Postemployment Bnft (OPEB)					208,680				(6,204,123)										(5,995,443)
1U0ADJ	UNH Unrestricted Adjustments	3,769,223	(1,727,450)					1,727,450												3,769,223
1UA000	Acad Affairs Educational & General	9,469,123	41,073	10,250			(97,836)	(1,290,919)												8,131,691
1UA002	Career and Professional Services	1,263,110		15,552			(19,327)													1,259,335
1UAPPD	Acad Affairs Prepaids	(15,435)		29,020			(13,585)													-
1UB000	COLSA General Fund	5,441,242		7,350			(112,530)													5,336,062
1UB022	State AES Funds	7,442					(7,486)													(44)
1UB025	COLSA Farms	45,112	98,387				(54,115)	(1,700)												87,684
1UB100	COLSA General Fund -Pre FY2014	(8,068,460)																		(8,068,460)
1UBPPD	COLSA General Prepaids	(55,429)		55,429																-
1UBSEQ	Ecoquest	79,695		427,295			(427,295)													79,695
1UBSIT	Study Abroad Italy	(1,868)					(592)													(2,460)
1UC000	COLA Educational and General	(17,146,870)		430			(49,666)	(25,420)												(17,221,526)
1UC001	CPS Education Program	(11,788)																		(11,788)
1UC002	CPS MPA Program	(62)																		(62)
1UC101	Scholars as Educators Program	27,403																		27,403
1UC103	NH Literacy Institute	171,178																		171,178
1UCPPD	COLA General Prepaids	(315,575)		315,575																-
1UCSGR	Granada Study Abroad						(2)													(2)
1UCSPD	COLA Study Away Prepaid Expenses	(7,986)		7,986																-
1UD000	CEPS Educational and General	25,799,623					(160,326)													25,639,297
1UDPPD	CEPS General Prepaids	(123,129)		123,129																-
1UE000	PAUL Education and General	3,490,313		30,508			(156,476)													3,364,345
1UE001	PAUL E&G - CPS	6,099,553																		6,099,553
1UEPPD	PAUL General Prepaid	(84,083)		84,083																-
1UESBP	Study Abroad - Budapest	22,104																		22,104
1UESCM	Study Abroad - Cruise Management	44,431																		44,431
1UESDR	Study Abrd Dominican Republic	(9,593)																		(9,593)
1UESFR	Study Abroad - France	12,100																		12,100
1UF000	HHS Educational and General	20,699,747		8,820			(44,464)													20,664,103
1UF001	HHS E&G - MPH Program	909,065																		909,065
1UF002	HHS - E&G MSW at UNH-M	3,249,039																		3,249,039
1UFPPD	HHS General Prepaids	(305,421)		305,421																-
1UFSSW	Social Work Study Away	(96,982)					(3,795)													(100,777)
1UG001	Central Admin VP Finance	1,483,648					(18,534)													1,465,114
1UG002	Office of the President	665,542		5,000			(43,268)		(120,735)											506,539
1UG003	Community Equity and Diversity	1,317,206					(23,860)													1,293,346
1UG004	VP Administration	(3,683)					(158,931)													(162,614)
1UG005	CMO Office	(77,612)					(48,262)													(125,874)
1UGPPD	VPFA General Prepaids																			-
1UK005	Information Technology Operations	10,065,863	5,000	1,165,212			(2,444,194)	(500)												8,791,381
1UK006	Information Tech - Tech Fees - UNH	1,378,986					(132,163)													1,246,823
1UK007	Information Tech - Tech Fees - PSU	464,800					(46,452)													418,348
1UK008	Information Tech - Tech Fees - KSC	348,969					(16,714)													332,255
1UKPPD	IT General Prepaids	(518,536)		584,844			(66,308)													-
1UL000	Library Educational and General	10,947,445		838,052			(1,635,641)													10,149,856
1UP000	UNH Police	655,777	35,850				(69,387)													622,240
1UR000	VPRPS Educational and General	545,762		5,500			(48,241)													503,021
1UR001	VPRPS E&G - Centers	6,122,233																		6,122,233
1UR020	Consulting Center PAU	214,925																		214,925
1US000	Athletics Education&General-RCM	14,606																		14,606
1UT000	Facilities Educational and General	4,678,020					(705,939)													3,972,081
1UT001	Energy and Campus Development	8,930,634	1,715	37,781			(1,755,332)													7,214,798
1UU000	Institutional Educational & General	39,754,080	3,016,371	58,129			(3,497,356)	(17,325,500)	(12,599,196)											9,406,528
1UU002	Inst Destiny One Online Payments	(42,540)	219,493				(38,551)	(3,808)												134,594
1UUPPD	Institutional Prepaids																			-
1UURCM	Institutional RCM Fund	(50,804,286)																		(50,804,286)
1UW000	Enrollment Mngmt Ed & General	1,273,615		20,910			(67,384)													1,227,141
1UX000	Professional Education	(961,637)	32,519				(14,151)	(198,605)												(1,141,874)
1UX001	Outreach and Engagement	(90,875)					(519)													(91,394)
1UX026	CE State PAU	(5,857,274)					(18,899)													(5,876,173)
1UX028	CE County PAU	9,085,243																		9,085,243
1UZ000	EOS Educational and General	2,519,129					(21,175)													2,497,954
1UZ024	Marine Sciences & Ocean Engineering	587,638					(4,902)													582,736
1UZ025	Shoals Marine Laboratory	245,427																		245,427
1UZ030	Center for Coastal & Ocean Mapping	633,372					(10,370)													623,002
1WU106	Other Postemployment Bnft (OPEB)					1,618,236				(48,110,034)										(46,491,798)
1Z0ADJ	Agency Funds Year End Adjustment	11						(3,648)												(3,637)
1ZA001	Campus Ministry	450																		450
1ZA002	Phi Beta Kappa Agency Fund	1,973																		1,973
1ZJ012	NH Coll Pers Assoc	1,218																		1,218
	TOTAL GENERAL OPERATING & OTHER UNRESTRICTED FUNDS	97,938,276	1,722,958	4,136,276	-	1,826,916	(12,034,028)	(17,122,650)	(12,719,931)	(54,314,157)	-	-	-	-	-	-	-	-	-	9,433,660
	INTERNALLY DESIGNATED																			
1D0ADJ	UNH Int Desig Adjustments	(5,767,884)	(91,858)																	(5,859,742)
1DA001	Grad Contract Courses	250,489																		250,489
1DA005	NEBHE Dissertation Scholar	59,700																		59,700
1DA006	NSF Cost of Educ Distribution	69,720																		69,720
1DA008	Spaulding Faculty Fellowship	78,986																		78,986
1DA009	Hortense Sheppard Bequest	11,813																		11,813
1DA013	VPAA Discretionary	67,441																		67,441
1DA016	Exchange Programs	17,022																		17,022
1DA017	Washington Internship																			-
1DA019	Foreign Study																			-
1DA021	Unrest Bequest - Carpenter	28,833																		28,833
1DA026	Faculty Development Award	95,252																		95,252
1DA029	Intl Educ Faculty Development	55,526					(1,500)													54,026
1DA033	Evaluation Expertise																			-
1DA035	Robert G Wakefield Quasi Endow	7,614																		7,614
1DA039	International Student Programming	6,686																		6,686
1DA040	OISS Photo Services	4,858																		4,858
1DA041	Dean of Students Discretionary	6,575																		6,575
1DA055	FITSI Tech Enhancement Award	45,782					(610)													45,172
1DA057	Online Program Support																			-
1DA066	Carsey Center Operations	224,420	113,992				(4,870)													333,542
1DA074	NH Listens Facilitator Training	4,881																		4,881
1DA076	Cert in Community Dev Fin	285																		285
1DA153	SHARPP	12,025					(1,945)													10,080
1DA154	Faculty Development Initiatives	13,206																		13,206
1DA193	Centennial Fund Quasi Payout	6,513																		6,513
1DA194	Parent's Association Support	46,769																		46,769
1DA196	Phi Beta Kappa Support	391																		391
1DA401	Program Reviews	289,416		7,899																297,315

UNIVERSITY OF NEW HAMPSHIRE DURHAM
DETAILED SCHEDULE OF ASSETS, DEFERRED OUTFLOWS, LIABILITIES, AND NET POSITION
BALANCE AT JUNE 30, 2022

Fund	Fund Name	Cash & Investments	Receivables	Prepaid & Other Current Assets	Property, Plant & Equipment	Deferred Inflows & Outflows	Accounts Payable	Deposits & Unearned Revenues	Accrued Employee Benefits	Pension & Post Retirement Medical	Refundable Government Advances	Asset Retirement and Other Obligations	Deferred Outflows - ARO	Lease Receivable - current portion	Lease Receivable, net of current portion	Deferred inflows - leases/SBITAs	Long-term Leases & SBITAs - current portion	Long-term Leases & SBITAs, net of current portion	Long-term Debt Including Life Income	Total Net Position
1DA422	Elliot - AA Strategic Initiatives	1,611,928					(52,250)													1,559,678
1DA460	VP Instructional																			-
1DA463	Teaching Excellence Award	14,205																		14,205
1DA480	Honors Discovery Program	25																		25
1DA484	Paul & Dorothy T. Hobbs Payout	55,075																		55,075
1DA487	McNair Scholars Program - CS	102,001					(2,429)													99,572
1DA488	Vet. Affairs Reporting Fee-Durham	20,694																		20,694
1DA489	MOSDEF: Men of Strength Div Edu Fam	109																		109
1DA490	Aulbani J. Beauregard Memorial Fund	5,503																		5,503
1DAAC1	PI Amy Culp	3,092					(1,942)													1,150
1DAADV	UNH Pre-ADVANCE	12,757																		12,757
1DAASP	Advancing Science Program	1,436																		1,436
1DACDB	PI Daniel Bromberg	4,338																		4,338
1DACFA	Carsey F&A Shares	493,643					(4,560)													489,083
1DACJC	PI Jessica Carson	6,017																		6,017
1DACKJ	PI Kenneth Johnson	1,512																		1,512
1DACMS	PI Michael Swack	8,838																		8,838
1DACON	Connect Book Fund																			-
1DACTE	Counseling Center Case Mngmt.	180,000																		180,000
1DADIS	Disability Serv Student Interpreter	267,317																		267,317
1DADP0	PI Dawna Perez	2,350					(193)													2,157
1DAECI	AA Electronic Campus Initiatives	312,559																		312,559
1DAEH1	PI Erin Hale	548																		548
1DAFRE	Faculty Research Engagement Academy	313,188																		313,188
1DAGNR	NRESS Grad Educ Award	1																		1
1DAINX	Inclusive Excellence and Advance IT	70,492																		70,492
1DALCT	Leitzel Center	222,157					(1,592)	(10,120)												210,445
1DALDR	Leadership Training																			-
1DALJB	PI Jennifer Bourgeault	15,167					(80)													15,087
1DALRV	Leitzel Ctr - Varner CoRE	2																		2
1DALSH	PI Stephen Hale	11,403																		11,403
1DAMCN	PI McNair Program	8,125																		8,125
1DAMHH	Holt-Shannon Core Funding	445																		445
1DAMPA	MPA Prof Assoc Conferences	1,133																		1,133
1DAMRG	UNH-GSC Merger Project	(80,372)					(5,075)													(85,447)
1DANAV	Navitas & Internationalization	2,415,073					(2,000)													2,413,073
1DANPR	VPAA Provost Transtion Fund																			-
1DAOCS	Community Standards	47,734																		47,734
1DAONL	UNH Online Strategic Investment	(17,833)					(139,280)													(157,113)
1DAOSP	Outreach Scholars Program	3,903																		3,903
1DAOTP	Outreach Institutional Partnerships	39,715																		39,715
1DAPOW	Powwow Fund	36																		36
1DARVA	PI Ruth Varner	450					(547)													(97)
1DASCO	Foreign Scholars in Residence																			-
1DASHM	PI Michele Holt-Shannon	28,178					(13)													28,165
1DASJW	Climate Change and Food System Nexs	4,747																		4,747
1DASPE	Sustainability-SIMAP Program Expens	47,975																		47,975
1DASPP	Sustainability Gold to Platinum	273					(273)													-
1DASUS	Sustainability Conferences	1,108																		1,108
1DAT2T	Trash 2 Treasure	26,703																		26,703
1DATCO	PI Catherine Overson	632																		632
1DATK0	PI Thomas Kelly	196																		196
1DAURC	Undergrad Research Conference	1,634																		1,634
1DB007	Farm Residences	116,148					(16)													116,132
1DB021	Nr Woodlands Program	9,448					(334)													9,114
1DB027	Diagnostic Services-insects	1																		1
1DB033	Ts Equine Events	1,417																		1,417
1DB037	Project Smart	10,404						(3,250)												7,154
1DB039	Career Mobility - med Tech	1,708																		1,708
1DB043	Water Quality Analysis Lab	45,538					(5,584)													39,954
1DB045	Therapeutic Riding Program	2,601																		2,601
1DB048	NH Veterinary Diagnostic Laboratory	303,357					(10,416)													292,941
1DB050	Jones Sample Analysis	38,202																		38,202
1DB051	Cream Progam	157																		157
1DB058	Hubbard Genomics Center	63,956																		63,956
1DB059	NREN Organizations & Events	1,366																		1,366
1DB062	Genomics Service Center	26,933	8,062				(27,089)													7,906
1DB065	Center for Freshwater Biology	2,736																		2,736
1DB066	Minocha Lab Fund	3,222																		3,222
1DB068	Woodlands Contingency Fund	69,710					(262)													69,448
1DB071	Farm Vehicle&Equipment Replacement																			-
1DB079	ANFS Equipment Replacement	16,999					(1,507)													15,492
1DB080	Nutrition Lab Equip Replacement	1,700																		1,700
1DB083	UNH Equestrian Teams	6,503					(86)													6,417
1DB086	Biological Sciences Equipment Fund	96,804																		96,804
1DB087	MCBS Equipment Fund	91,540																		91,540
1DB088	Nat Resource & Env Equip Fund	141,570																		141,570
1DB095	McDowell Vehicle Fund	13,973					(293)													13,680
1DB100	Dean's Discretionary Fund - COLSA	520,433																		520,433
1DB102	Women & STEM	211																		211
1DB103	CoRE: Memory Formation	30,000																		30,000
1DB104	CoRE:assessment of invasive species	29,826																		29,826
1DB105	CoRE:Agroforestry in Northeast U.S.	97,661																		97,661
1DB106	CoRE:beta-platform affi-BAMS system	30,000																		30,000
1DB117	Parsons boutwell Fund Quasi Payout	40,857																		40,857
1DB404	BINAX/REM PROJECTS	422																		422
1DB421	NHDVL Equipment Fund	142,030																		142,030
1DB422	Poultry Exp Education Program	1,378																		1,378
1DB425	North American Moose	1,087																		1,087
1DB427	Up 2 NIH Program - Culligan	799					(80)													719
1DB429	River Herring - Berlinsky	4,496																		4,496
1DB432	PyGCMS Analytical	44,591					(546)													44,045
1DB437	Northeast Center for Vibrio Disease	9,965																		9,965
1DB438	Chu Instrumentation Center	9,211																		9,211
1DB440	CoRE PRP 2017-2018 Andrade																			-
1DB441	CoRE PRP 2017-2018 Asbjornsen	357																		357
1DB444	Brewery Program Services	2,324																		2,324
1DB445	Brown Molecular Analytics	8,760																		8,760
1DB446	Frey Vehicle Fund	4,948					(257)													4,691
1DB448	CoRE 2019-20 Poleatewich	4,243																		4,243
1DB449	CoRE 2019-20 Plachetzki	15,000																		15,000
1DB450	Smith Vehicle Fund	(255)					(55)													(310)
1DB451	CoRE 2020-21 Elsawa																			-
1DB452	Rowe Vehicle Fund	627					(90)													537
1DB453	CoRE IWG FY21 Hale	3,187																		3,187
1DB454	CoRE PRP FY21 Asbjornsen	2,750																		2,750

UNIVERSITY OF NEW HAMPSHIRE DURHAM
DETAILED SCHEDULE OF ASSETS, DEFERRED OUTFLOWS, LIABILITIES, AND NET POSITION
BALANCE AT JUNE 30, 2022

Fund	Fund Name	Cash & Investments	Receivables	Prepaid & Other Current Assets	Property, Plant & Equipment	Deferred Inflows & Outflows	Accounts Payable	Deposits & Unearned Revenues	Accrued Employee Benefits	Pension & Post Retirement Medical	Refundable Government Advances	Asset Retirement and Other Obligations	Deferred Outflows - ARO	Lease Receivable - current portion	Lease Receivable, net of current portion	Deferred inflows - leases/SBITAs	Long-term Leases & SBITAs - current portion	Long-term Leases & SBITAs, net of current portion	Long-term Debt Including Life Income	Total Net Position
1DB455	CoRE PRP FY21 Ernakovich	55																		55
1DB456	CoRE PRP FY21 Whistler	(424)																		(424)
1DB457	CoRE PRP FY21 Chen	38																		38
1DB500	COLSA Faculty Startup	764,054																		764,054
1DB550	AES Dean's Discretionary	5,650,000																		5,650,000
1DB600	STEM Initiatives	26,743																		26,743
1DB700	COLSA Equip Replacement & R&R	2,132,943																		2,132,943
1DBAA1	PI Arturo Andrade	(553)																		(553)
1DBAB1	PI Andre Brito	27,770					(3,426)													24,344
1DBAB2	PI Analena Bruce	58,332																		58,332
1DBAK1	PI Adrienne Kovach	100,120																		100,120
1DBAM2	PI Alberto MANALO	1,613																		1,613
1DBAP0	PI Anissa Poleatewick	58,141					(551)													57,590
1DBAW0	PI Adam Wymore	3,170					(440)													2,730
1DBBB0	PI Brian Barth	(192)																		(192)
1DBBB1	PI Bonnie Brown	107,725					(163)													107,562
1DBCA0	PI Catherine Ashcraft	6,813																		6,813
1DBCD1	PI Carlota Dao	89,368																		89,368
1DBCH0	PI Carrie Hall																			-
1DBCN0	PI Christopher NEEFUS	2,135					(504)													1,631
1DBCW2	PI Cheryl Whistler	9,888					(112)													9,776
1DBDB1	PI David BURDICk	94																		94
1DBDB2	PI David Berlinsky	2,503																		2,503
1DBDC0	PI Don CHANDLER	287																		287
1DBDH1	PI Daniel Howard																			-
1DBDM1	PI David Mortensen	75,255																		75,255
1DBDP0	PI David Plachetzki	(16)																		(16)
1DBDW0	PI Don Wojchowski	61,710					(153)													61,557
1DBEF0	PI Elizabeth Fairchild	10,007																		10,007
1DBEH0	PI Estelle HRABAK	16,360																		16,360
1DBEH1	PI Elizabeth Harvey	47,211					(465)													46,746
1DBEW0	PI Easton White	28																		28
1DBFC1	PI Feixia Chu	2,326																		2,326
1DBGM0	PI Gregg Moore	12,208					(176)													12,032
1DBHA0	PI Heide ASBJORNSEN	(3,165)					(2,288)													(5,453)
1DBIH0	PI Iago Hale	48,772																		48,772
1DBIM0	PI Istvan Miko	186																		186
1DBJA1	PI John Aber	(560)																		(560)
1DBJB0	PI Jessica BOLKER	23																		23
1DBJC3	PI Jingwei Cheng	227,102					(926)													226,176
1DBJE0	PI Jessica Ernakovich	2,225																		2,225
1DBJG0	PI Jeff Garnas	116,213																		116,213
1DBJG1	PI John Gunn	4,977																		4,977
1DBJGN	Garnas Core Funding	23,015					(585)													22,430
1DBJH1	PI John Halstead	5,692																		5,692
1DBJH2	PI James HANEY	63																		63
1DBJL1	PI J. Brent LOY	774																		774
1DBJM1	PI Jesse Morrell	(920)																		(920)
1DBKB0	PI Kimberly BABBITT	26,517																		26,517
1DBKC1	PI Kevin Culligan	9,757																		9,757
1DBKG0	PI Kelly Giraud	51																		51
1DBKL0	PI Katherine Lockwood	20,860																		20,860
1DBKV0	PI Krisztina Varga	58,414					(115)													58,299
1DBLM0	PI Lise Mahoney	6,230																		6,230
1DBLT0	PI Louis TISA	19,647																		19,647
1DBMA0	PI Melissa Aikens	28,404																		28,404
1DBMCD	Dao Core Funding	884																		884
1DBMD0	PI Mark DUCEY	13,213					(3,788)													9,425
1DBML2	PI Michael LESSER																			-
1DBML3	PI Marta Lima	83,173																		83,173
1DBMM1	PI Matthew MacManes	157,422					(4,087)													153,335
1DBMS1	PI Muhammad Shahid	500																		500
1DBNF0	PI Nathan Furey	119,441					(171)													119,270
1DBNW0	PI Nancy Whitehouse	106,487					(437)													106,050
1DBPE0	PI Peter Erickson	(180)																		(180)
1DBPP0	PI Peter PEKINS	2,327																		2,327
1DBPT0	PI Paul TSANG	8,441																		8,441
1DBRC0	PI Richard COTE	47,346																		47,346
1DBRC1	PI Russell CONGALTON	6,809																		6,809
1DBRG0	PI Raymond Grizzle	7,166																		7,166
1DBRM1	PI Remington Moll	171,564																		171,564
1DBRR0	PI Robert ROBERTSON	456																		456
1DBRR2	PI Rebecca Rowe	16,818					(500)													16,318
1DBRS1	PI Richard SMITH	4,012																		4,012
1DBSA0	PI Shadi Atallah																			-
1DBSAO	Start Up Anna O'Brien	43,912					(23)													43,889
1DBSB0	PI Sherman Bigornia	14,071					(748)													13,323
1DBSBJ	Start Up Brittany Jeliison	68,616					(125)													68,491
1DBSE0	PI Stephen Eisenhaure	906																		906
1DBSE1	PI Sherine Elsawa	66,584																		66,584
1DBSEA	Elsawa Core Funding	10,825					(1,160)													9,665
1DBSEW	Start Up Easton White	86,163																		86,163
1DBSF0	PI Serita Frey	6,512					(182)													6,330
1DBSFE	Start Up Fikirte Erda	19,546																		19,546
1DBSG0	PI Stuart GRANDY	129,267					(571)													128,696
1DBSGM	Start Up Gregg Moore	16,596																		16,596
1DBSJ0	PI Stephen JONES	22,554					(77)													22,477
1DBSKS	PI Konstantinos Sousounis	(13,058)																		(13,058)
1DBSLK	Start Up Laura Kloepper	22,000																		22,000
1DBSM0	PI Subhash MINOCHA	6,327																		6,327
1DBSTC	Start Up Teresa Cohn	90,225																		90,225
1DBSW0	PI Sarah Walker	32,428					(80)													32,348
1DBSWL	Walker Core Funding	12,042					(1,595)													10,447
1DBTD0	PI Thomas DAVIS	3,975																		3,975
1DBTF0	PI Thomas FOXALL	1,445																		1,445
1DBTH0	PI Theodore HOWARD	3,591																		3,591
1DBVJ0	PI Victoria Jeffers	140,633					(574)													140,059
1DBVR0	PI Vernon Reinhold																			-
1DBWM0	PI William MCDOWELL	60,099					(641)													59,458
1DBWT0	PI W Kelly Thomas	22,082																		22,082
1DBWW0	PI Winsor WATSON	1,493																		1,493
1DBWW1	PI Will WOLLHEIM	17,591																		17,591
1DBXC0	PI Xuanmao Chen	20,219																		20,219
1DC007	Project Search	27,930					(50)													27,880
1DC020	Replication Study On Violence	754																		754
1DC021	UNH Survey Center	163,278																		163,278

UNIVERSITY OF NEW HAMPSHIRE DURHAM
DETAILED SCHEDULE OF ASSETS, DEFERRED OUTFLOWS, LIABILITIES, AND NET POSITION
BALANCE AT JUNE 30, 2022

Fund	Fund Name	Cash & Investments	Receivables	Prepaid & Other Current Assets	Property, Plant & Equipment	Deferred Inflows & Outflows	Accounts Payable	Deposits & Unearned Revenues	Accrued Employee Benefits	Pension & Post Retirement Medical	Refundable Government Advances	Asset Retirement and Other Obligations	Deferred Outflows - ARO	Lease Receivable - current portion	Lease Receivable, net of current portion	Deferred inflows - leases/SBITAs	Long-term Leases & SBITAs - current portion	Long-term Leases & SBITAs, net of current portion	Long-term Debt Including Life Income	Total Net Position
1DC028	Spaulding Fund Cultural Events	160,758																		160,758
1DC035	Literacy Lab	22,380																		22,380
1DC044	Summer Youth Music School	159,436						(157,026)												2,410
1DC045	Clark Terry/UNH Festival	16,296																		16,296
1DC046	Theater Resources for Youth	12					(12)													-
1DC054	Piano Extension Program	18,458																		18,458
1DC058	Family Research Lab	52,469					(672)													51,797
1DC063	COLA Non-Cap Small Projects	27,654																		27,654
1DC064	Composition Pgm Royalties Fund	25,033					(900)													24,133
1DC068	The Confucius Institute	3,106					(1,856)													1,250
1DC070	Psychology Research Support Fund	951																		951
1DC073	Int'l Conference on Social Stress	19,908					(2,000)													17,908
1DC075	McConnell Fund	4,310																		4,310
1DC078	Future Leaders Institute Camp	3,985																		3,985
1DC079	Power Play Interactive Theatre	(30,398)	76,257				(14,699)													31,160
1DC081	Marching Band Student Programs	46,366					(45,474)													892
1DC083	Publicly Engaged Humanities Fellows	8,214																		8,214
1DC085	COLA Dean's Fund	2,076																		2,076
1DC086	Art Camp	28,203																		28,203
1DC087	Writer's Academy	3,038					(391)													2,647
1DC088	Theatre Camp	40,586						(21,220)												19,366
1DC089	Music Community Outreach	1,030																		1,030
1DC091	Education Initiatives	6,979																		6,979
1DC094	Literacy Center Programs	23,176						(21)												23,155
1DC095	NE Council Latin American Studies	(154)																		(154)
1DC098	uSafeUS																			-
1DC099	CoRE 2020-2021 Silva	880																		880
1DC100	CoRE Youth Retention Initiative	4,981																		4,981
1DC101	CoRE CiRCUiTs	11,184																		11,184
1DC102	Prism	5,823																		5,823
1DC103	Signal Panel	6,836																		6,836
1DC105	Youth Band	5,551																		5,551
1DC106	Youth Symphony	7,181																		7,181
1DC107	Develop & Sustain Literacy Edu-NH	15,000																		15,000
1DC184	Alfred&Sallie Lamberton Quasi Payou	33,264																		33,264
1DC201	Alberta Johnson '32 Dance Quasi PO	15,053																		15,053
1DC232	Italian Studies Quasi Payout	18,336					(4,688)													13,648
1DCAB1	PI Alexis Broderick	4,000																		4,000
1DCAC1	PI Andrew Christie	87																		87
1DCAC2	PI Andrew Coppens	3,304																		3,304
1DCAL3	PI Alynna Lyon	3,042																		3,042
1DCAM2	PI Alecia Magnificio	720																		720
1DCAS1	PI Andrew Smith	16,550																		16,550
1DCAW1	PI Anna Wainwright	5,908																		5,908
1DCAZ1	PI Ann Zimo	3,467																		3,467
1DCBG1	PI Brett Gibson	3,387																		3,387
1DCBS1	PI Bethany Silva	545																		545
1DCCF2	PI Cristina Faiver	4,000					(1,136)													2,864
1DCCG2	PI Casey Golomski	273																		273
1DCCM5	PI Caitlin Mills	30,366																		30,366
1DCCO1	PI Christina Ortmeier-Hooper	648																		648
1DCCOH	Ortmeier Core Funding	7,337																		7,337
1DCCP1	PI Charles Putnam	2,295																		2,295
1DCCR1	PI Cesar Rebellon																			-
1DCCV1	PI Cynthia Van Zandt	131																		131
1DCDB3	PI David Bachrach	1,700																		1,700
1DCDF1	PI David Finkelhor	137,450																		137,450
1DCDK2	PI Delia Konzett	1,281																		1,281
1DCDP1	PI David Pillemer	22,719																		22,719
1DCDP2	PI Donna Perkins	330																		330
1DCDP3	PI Danielle Pillet-Shore	6,738																		6,738
1DCEC1	PI Ellen Cohn	4,032																		4,032
1DCEC2	PI Elizabeth Carter	(17)																		(17)
1DCEC3	PI Emily Baer-Bositis	9,488																		9,488
1DCECS	Eighteenth Century Studies Journal	1,472					(1,472)													-
1DCED1	PI Eun Kyeong Cho	2,699																		2,699
1DCEH3	PI Eleanor Harrison-Buck	2,045					(260)													1,785
1DCEH4	PI Elyse Hambacher	266																		266
1DCER1	PI Emilie Reagan	3,762																		3,762
1DCEW1	PI Ethel Wolper	17																		17
1DCFA1	PI Funso Afolayan	617																		617
1DCFDR	COLA Faculty Desktop	10,248					(294)													9,954
1DCFM1	PI Fredrik Meiton	2,614																		2,614
1DCFVT	Fox Valley Technical College	(13,291)	13,291																	-
1DCHC1	PI Holly Cashman																			-
1DCHF1	PI Harriet Fertik	2,203																		2,203
1DCHT1	PI Heather Turner	33,925																		33,925
1DCIC1	PI Ileana Chirila	500																		500
1DCITL	COLA IT Lab Fund	352																		352
1DCJB3	PI Jennifer Borda	3,935																		3,935
1DCJB4	PI Jennifer Brewer	2,143																		2,143
1DCJC2	PI Jade Caines	42																		42
1DCJC3	PI Jaed Coffin	3,000																		3,000
1DCJK3	PI Jonathan Koltai	931																		931
1DCJM1	PI Jill A McGaughy	95																		95
1DCJN1	PI Jane Nisbet	7,943																		7,943
1DCJP1	PI Janet Polasky	55																		55
1DCJR3	PI Julia Rodriguez	98																		98
1DCJS1	PI Judy Sharkey	4,611																		4,611
1DCJS5	PI Jennifer Spindel	10,114																		10,114
1DCJW3	PI Jolie Wormwood	13,927																		13,927
1DCKB2	PI Kabria Baumgartner	209																		209
1DCKD1	PI Kurk Dorsey	8																		8
1DCKD2	PI Kristina Durocher	443																		443
1DCKH1	PI Kevin Healey	64																		64
1DCKL1	PI Kimberly Lema	41,127																		41,127
1DCKV1	PI Karen Van Gundy																			-
1DCKZ1	PI Kate Zambon	6,577																		6,577
1DCLA1	PI Laura Allen	103,367					(35)													103,332
1DCLC1	PI Leslie Couse	9,127																		9,127
1DCLH1	PI Lawrence Hamilton	4,394																		4,394
1DCLJ1	PI Lisa Jones	36,518																		36,518
1DCLL1	PI Lina Lee	1,480																		1,480
1DCLP1	PI Lawrence Prelli	567																		567
1DCLPD	COLA Lecturer Pedagogical Dev Fund	15,148																		15,148
1DCLS1	PI Lucy Salyer	30																		30

UNIVERSITY OF NEW HAMPSHIRE DURHAM
DETAILED SCHEDULE OF ASSETS, DEFERRED OUTFLOWS, LIABILITIES, AND NET POSITION
BALANCE AT JUNE 30, 2022

Fund	Fund Name	Cash & Investments	Receivables	Prepaid & Other Current Assets	Property, Plant & Equipment	Deferred Inflows & Outflows	Accounts Payable	Deposits & Unearned Revenues	Accrued Employee Benefits	Pension & Post Retirement Medical	Refundable Government Advances	Asset Retirement and Other Obligations	Deferred Outflows - ARO	Lease Receivable - current portion	Lease Receivable, net of current portion	Deferred inflows - leases/SBITAs	Long-term Leases & SBITAs - current portion	Long-term Leases & SBITAs, net of current portion	Long-term Debt Including Life Income	Total Net Position
1DCLZ1	PI Lin Zhang	(1)																		(1)
1DCLZ2	PI Liese Zahabi	1,041																		1,041
1DCMA1	PI Michael Annicchiarico																			-
1DCMA2	PI Mike Alvarez	4,963																		4,963
1DCMB1	PI Marla Brettschneider	1,322																		1,322
1DCMC2	PI Monica Chiu																			-
1DCMD3	PI Marion Girard Dorsey	200																		200
1DCMD6	PI Madhavi Devasher	18,625																		18,625
1DCMER	Music Equip Maintain/Replace	59,552					(95)													59,457
1DCMH1	PI Meghan Howey	10,327																		10,327
1DCMK1	PI Mardi Kidwell	1,259																		1,259
1DCML1	PI Michelle Leichtman	202																		202
1DCML2	PI Mary Stampone	948																		948
1DCML3	PI Michael Leese	971																		971
1DCMS2	PI Mary Schuh	6,382																		6,382
1DCMTR	Mock Trial Justice Studies Experien	1,478																		1,478
1DCND1	PI Nora Addario Draper	4,261																		4,261
1DCNS2	PI Nicholas Smith	178																		178
1DCPC1	PI Pablo Chavajay	525																		525
1DCPUN	Project United Nations	1,845																		1,845
1DCRB1	PI Rachel Burdin	5,424																		5,424
1DCRD2	PI Robert Drugan	692																		692
1DCRG1	PI Rebecca Glauber	1,494																		1,494
1DCRG2	PI Ryan Gibson	2,436					(860)													1,576
1DCRM1	PI Robert Mair	5,701					(2,975)													2,726
1DCRR1	PI Robert Ross	26,283																		26,283
1DCRS1	PI Robin Sheriff	4,156																		4,156
1DCRT1	PI Rachael Trubowitz																			-
1DCSC1	PI Sergios Charntikov	74,765																		74,765
1DCSG1	PI Suzanne Graham	283																		283
1DCSK1	PI Soo Hyon Kim	96																		96
1DCSL2	PI Smita Lahiri	5,320																		5,320
1DCSP2	PI Svetlana Peshkova	73																		73
1DCSS3	PI Siobhan Senier	141																		141
1DCSS4	PI Samantha Seal	176																		176
1DCTA1	PI Tom Alsip	332																		332
1DCTIX	Performing Arts Box Office	9,765					(246)													9,519
1DCTK1	PI Tracy Keirns	27,151																		27,151
1DCTPD	Theatre Productions	33,850																		33,850
1DCTS2	PI Thomas Safford	15,725																		15,725
1DCTT1	PI Timm Triplett	723																		723
1DCWD1	PI Willem deVries																			-
1DCWS3	PI William Smiley	6,236																		6,236
1DCWW2	PI Wendy Walsh	5,002																		5,002
1DCZA1	PI Zachary Azem	578																		578
1DD013	UNHSC Equip Maintenance Fund	30,457					(2,568)													27,889
1DD020	NUMIFORM 2019 Conference	2,024																		2,024
1DD032	Earth Science Van	56,656																		56,656
1DD033	Earth Science Club	304																		304
1DD036	Ctr for Spills in the Environment	4,631																		4,631
1DD038	CEPS Career Counseling & Outreach	1,091																		1,091
1DD039	Engineers without Borders - UNH	5,204																		5,204
1DD041	Paleomagnetism Analysis (W.Clyde)	11,372																		11,372
1DD043	Organic Syntheses	14,763																		14,763
1DD046	Stormwater Demonstrations	16,176																		16,176
1DD047	ICP Instrument	23,189																		23,189
1DD048	Computational Mechanics Lab	947																		947
1DD058	AttoM Lab	1,666																		1,666
1DD061	Sedimentology Lab	123																		123
1DD062	Cosmogenic Isotope Lab	25,474					(3,697)													21,777
1DD063	UNH Civil Engineer Alumni	51,244																		51,244
1DD066	Tech Camp	36,006						(36,150)												(144)
1DD068	CEPS Alumni Society	10,557																		10,557
1DD072	A-Lot Monitoring - Stormwater	12																		12
1DD073	Nanostructured Polymers Res Ctr	3,771																		3,771
1DD074	Usage Fees - FPF	(303)																		(303)
1DD075	UCIRC	8,421																		8,421
1DD076	CAMMI	6,146																		6,146
1DD078	JOAMC Services	57,379																		57,379
1DD079	CoRE IWG 2017-18																			-
1DD080	CoRE IWG 2017-18 - Bauer	1,676																		1,676
1DD081	CoRE IWG 2017-2018	5,171					(402)													4,769
1DD083	CoRE PRP 2017-2018 - Kinsey																			-
1DD084	CoRE PRP 2017-2018 - Vashisth																			-
1DD087	CoRE PRP 2019-2020 - Halpern																			-
1DD088	CoRE PRP 2019-2020 - Begum	6,485																		6,485
1DD091	Geology Journal	22,179																		22,179
1DD094	CoRE: Inhibit enzyme - COVID-19	105																		105
1DD095	CoRE: PRP 2020-2021 - Teng																			-
1DD096	CoRE: PRP CoRE - Ghayoomi	7,209																		7,209
1DD100	CoRE: 10 Big Ideas at NSF	30,000																		30,000
1DD101	CoRE: Active ankle-foot prostheses	30,000																		30,000
1DD102	CoRE: high-density microelectrode	30,000																		30,000
1DD103	CoRE: Promote Tissue Vascularizatio	30,000																		30,000
1DD104	CoRE: Conversion of Carbon Dioxide	30,000																		30,000
1DD172	Harold Warren Quasi (Chemistry) PO	47,628																		47,628
1DD314	PI Internal Research Support	305,637																		305,637
1DD316	Chemistry Stockroom	17,573					(2,958)													14,615
1DD406	EPIC Summer Camp	7,452						(7,425)												27
1DD407	MDPI Travel Fund	1,444																		1,444
1DD408	OE Wave Tank	22,670	25,439				(43)													48,066
1DD500	CEPS Faculty StartUp Fund	139,519					(4,116)													135,403
1DDAC1	PI Aleksey Charapko	140,186																		140,186
1DDAG0	PI Arthur Greenberg	29																		29
1DDAK0	PI Andrew Kun	19,835					(4,116)													15,719
1DDAL0	PI Anyin Li	79,991																		79,991
1DDAL1	PI Anne Lightbody	52,781																		52,781
1DDAR1	PI Amin Rafiei	4,532																		4,532
1DDAW0	PI Alison Watts	15,002																		15,002
1DDBC0	PI Barbaros Celikkol																			-
1DDBF0	PI Barry Fussell	2,258																		2,258
1DDBK0	PI Brad Kinsey	1,567					(2,637)													(1,070)
1DDBM1	PI Bingxian Mu	275,126																		275,126
1DDCA0	PI C. Amato-Wierda	3,236																		3,236
1DDCB0	PI Christopher Bauer	722																		722
1DDCC0	PI Christine A. Caputo	3,698																		3,698

UNIVERSITY OF NEW HAMPSHIRE DURHAM
DETAILED SCHEDULE OF ASSETS, DEFERRED OUTFLOWS, LIABILITIES, AND NET POSITION
BALANCE AT JUNE 30, 2022

Fund	Fund Name	Cash & Investments	Receivables	Prepaid & Other Current Assets	Property, Plant & Equipment	Deferred Inflows & Outflows	Accounts Payable	Deposits & Unearned Revenues	Accrued Employee Benefits	Pension & Post Retirement Medical	Refundable Government Advances	Asset Retirement and Other Obligations	Deferred Outflows - ARO	Lease Receivable - current portion	Lease Receivable, net of current portion	Deferred inflows - leases/SBITAs	Long-term Leases & SBITAs - current portion	Long-term Leases & SBITAs, net of current portion	Long-term Debt Including Life Income	Total Net Position
1DDCC1	PI Craig T. Chapman	117,550																		117,550
1DDCEI	Civil Engr. Internally Designated	2,498																		2,498
1DDCHI	Chemistry Internally Designated	10,332																		10,332
1DDCSI	Comp Science Internally Designated	317																		317
1DDCW0	PI Colin Ware	305																		305
1DDCW1	PI Christopher White	46,026																		46,026
1DDCW2	PI Chanda Prescod-Weinstein	173,709																		173,709
1DDCZ0	PI Charles Zercher	42,561																		42,561
1DDDB0	PI RD Bergeron	258																		258
1DDDB1	PI Dale Barkey	68																		68
1DDDC0	PI Dennis Chasteen	76																		76
1DDDC1	PI Diliang Chen	132,309																		132,309
1DDDCH	Chen CORE Funding	8,396					(191)													8,205
1DDDF0	PI David Feldman	300																		300
1DDDF2	PI Diane Foster	(521)																		(521)
1DDDH0	PI Donald Hadwin	2,700																		2,700
1DDDL0	PI David Lashmore																			-
1DDDM1	PI Dawn Meredith #2	2,065																		2,065
1DDDM3	PI David Mattingly	398																		398
1DDDN0	PI Dmitri Nikshych	3,920																		3,920
1DDDS0	PI Don Sundberg	837																		837
1DDDX0	PI Dongpeng Xu	58,702																		58,702
1DDEB0	PI Erin Santini Bell	20,366																		20,366
1DDEB1	PI Erik Berda	28,985					(1,695)													27,290
1DDED0	PI Eshan Dave	16,153																		16,153
1DDEH0	PI Edward Hinson	464																		464
1DDEL0	PI Ernst Linder	1,343																		1,343
1DDEL1	PI Elena A. Long	131,463																		131,463
1DDENV	CEPS Environmental Engineering	108,496					(1,632)													106,864
1DDES0	PI Edward Song	17,614																		17,614
1DDEV0	PI Elizabeth Varki	25,857																		25,857
1DDFF0	PI Francois V.O. Foucart	118,791																		118,791
1DDFH0	PI FW Hersman	3,386																		3,386
1DDGC0	PI Gregory Chini	36,571																		36,571
1DDGL0	PI Gonghu Li	4,261																		4,261
1DDGM0	PI Glenn Miller	40,557																		40,557
1DDGS0	PI Glenn Shwaery	437																		437
1DDGW0	PI Gary Weisman	3,453																		3,453
1DDHM0	PI Howard Mayne	1,414																		1,414
1DDHV0	PI Harish Vashisth	37,491																		37,491
1DDIK0	PI Ioannis Korkolis	1																		1
1DDINT	CEPS Departmental Incentive	2,487,726					(2,406)													2,485,320
1DDIT0	PI Igor Tsukrov	19,877																		19,877
1DDJB0	PI Jean Benoit	3,476																		3,476
1DDJB1	PI Julia Bryce	981																		981
1DDJD0	PI John M Davis	2,493																		2,493
1DDJD1	PI Jo Daniel	1,293																		1,293
1DDJG3	PI John F. Gibson	9,480																		9,480
1DDJH2	PI James Houle	66,232					40													66,272
1DDJH3	PI Jeffery Halpern	48,367					(84)													48,283
1DDJH4	PI Jinjin Ha	145,809																		145,809
1DDJJ3	PI Joel E. Johnson	72																		72
1DDJK0	PI James Krzanowski	4,804																		4,804
1DDJK1	PI Jospeh Klewicki	1,000																		1,000
1DDJL0	PI John Lacourse	43																		43
1DDJL1	PI Jo Laird	959																		959
1DDJL2	PI Joseph M. Liccardi	974																		974
1DDJL4	PI Jinqing Liu	500																		500
1DDJM2	PI James Malley	28,929					(864)													28,065
1DDJP1	PI Joseph C. Poythress																			-
1DDJR0	PI John T. Roth	116,884																		116,884
1DDJS0	PI Junhao Shen	10,969																		10,969
1DDJT1	PI John Tsavalas	17,352																		17,352
1DDJW1	PI James Weiner	17																		17
1DDJZ1	PI Jiadong Zang	32,686					(477)													32,209
1DDKB1	PI Kathleen Bowe	4																		4
1DDKC0	PI Kent Chamberlin	4,481																		4,481
1DDKEI	Chemical Engr Internally Designated	18,207																		18,207
1DDKG0	PI Karen Graham	501																		501
1DDKG1	PI Kevin Gardner	5,638																		5,638
1DDKG2	PI Kai Germaschewski	6,592																		6,592
1DDKJ0	PI Kyung Jae Jeong	37,060					(235)													36,825
1DDKK0	PI Kyle P. Kwiatkowski	92,003																		92,003
1DDKS0	PI Kevin Short	1,030																		1,030
1DDKS3	PI Karl Slifer	46,051					(7,000)													39,051
1DDKW0	PI Kang Wu	(7)																		(7)
1DDLD2	PI Laura M. Dietz	12,682																		12,682
1DDLG0	PI Liming Ge	233																		233
1DDLL1	PI Linqing Li	164,575					(691)													163,884
1DDMAI	Math Internally Designated	10,908																		10,908
1DDMB1	PI Margaret Boettcher	1,955																		1,955
1DDMB2	PI Marc Boudreau	12,519																		12,519
1DDMB3	PI Momotaz Begum	28,355																		28,355
1DDMC1	PI Michael Carter	82																		82
1DDMC2	PI Michael R Collins	14,262																		14,262
1DDMEI	Mech Engr Internally Designated	1,331																		1,331
1DDMG1	PI Margaret Greenslade	1,433																		1,433
1DDMG2	PI Majid Ghayoomi	48,276																		48,276
1DDMH0	PI Maurik Holtrop	12,984																		12,984
1DDMK0	PI Marko Knezevic	10,285																		10,285
1DDMK1	PI Mehmet Kayaalp	245,269																		245,269
1DDML2	PI Mark Lyon	341																		341
1DDMP0	PI Marek Petrik	60,920																		60,920
1DDMS0	PI Marianna Shubov	3,372																		3,372
1DDMT0	PI May-Win Thein	1,034																		1,034
1DDMW0	PI Martin Wosnik	3,981																		3,981
1DDMW1	PI Merav Weingarden	500																		500
1DDNA0	PI Nigar Altindis	500																		500
1DDNG0	PI NIVEDITA GUPTA	1,439																		1,439
1DDNK0	PI Nancy Kinner	22,881																		22,881
1DDNK1	PI Nicholas Kirsch	14,344																		14,344
1DDNL1	PI Nathan Laxague	249,365																		249,365
1DDNO1	PI Nathan J. Oldenhuis	155,963																		155,963
1DDNP1	PI Nikhil Padhye	111,924																		111,924
1DDNY0	PI Nan Yi	52,305																		52,305
1DDOB0	PI Orly Buchbinder	219					(82)													137

UNIVERSITY OF NEW HAMPSHIRE DURHAM
DETAILED SCHEDULE OF ASSETS, DEFERRED OUTFLOWS, LIABILITIES, AND NET POSITION
BALANCE AT JUNE 30, 2022

Fund	Fund Name	Cash & Investments	Receivables	Prepaid & Other Current Assets	Property, Plant & Equipment	Deferred Inflows & Outflows	Accounts Payable	Deposits & Unearned Revenues	Accrued Employee Benefits	Pension & Post Retirement Medical	Refundable Government Advances	Asset Retirement and Other Obligations	Deferred Outflows - ARO	Lease Receivable - current portion	Lease Receivable, net of current portion	Deferred inflows - leases/SBITAs	Long-term Leases & SBITAs - current portion	Long-term Leases & SBITAs, net of current portion	Long-term Debt Including Life Income	Total Net Position
1DDOE0	PI Olof Echt	3,834																		3,834
1DDPB0	PI Per Berglund	869																		869
1DDPH0	PI Phillip Hatcher																			-
1DDPHI	Physics Internally Designated	669																		669
1DDPM0	PI Paula McWilliam	279																		279
1DDPM1	PI Paula J. Mouser	28,358																		28,358
1DDPS0	PI Patricia Solvignon	48,219																		48,219
1DDPV0	PI PT Vasudevan	104,867																		104,867
1DDPY0	PI Se Young (Pablo) Yoon	10,510																		10,510
1DDQY0	PI Qiaoyan Yu	6,711																		6,711
1DDQYU	Yu Core Funding	7,228																		7,228
1DDQZ1	PI Qi Zhang	88,199																		88,199
1DDRB0	PI Radim Bartos	2,146																		2,146
1DDRC0	PI Raymond Cook	379																		379
1DDRC2	PI Russell Carr	559																		559
1DDRC3	PI Rosemary Came	67,600																		67,600
1DDRH0	PI Robert Henry	3,338																		3,338
1DDRJ0	PI Richard Johnson	4,608																		4,608
1DDRK0	PI Richard Kaufmann	3,153																		3,153
1DDRM0	PI Richard Messner	187																		187
1DDRM1	PI Ricardo Medina	1,307																		1,307
1DDRP0	PI Roy Planalp	3,302					(331)													2,971
1DDRR1	PI Robert Russell #2	5,819																		5,819
1DDSA1	PI MR Swift	8,761																		8,761
1DDSA2	PI Saeed Azam	331,714																		331,714
1DDSDS	Start Up Dean Sullivan	2,727																		2,727
1DDSF1	PI Shawna Hollen Fischer	1,484																		1,484
1DDSFH	Start Up Fei Han	84,519																		84,519
1DDSHL	Fischer Core Funding	26,826																		26,826
1DDSM0	PI Sharon McCrone	11,430																		11,430
1DDSM2	PI Shaad Mahmud	53,493					(10)													53,483
1DDSPK	Start Up Philippe Kalmogo	44,132																		44,132
1DDSS1	PI Sheree T. Sharpe	1																		1
1DDST0	PI Sterling Tomellini	176																		176
1DDSV0	PI Scott Valcourt	93																		93
1DDTB0	PI Thomas Ballestero	9,183																		9,183
1DDTG0	PI Todd Gross	7,325																		7,325
1DDTM0	PI Tracy L. Mandel	165,491					(210)													165,281
1DDWC0	PI William Clyde	3,453																		3,453
1DDWM2	PI Weiwei Mo	30,886																		30,886
1DDWR0	PI Wheeler Ruml	15,293					(1)													15,292
1DDWS0	PI William Seitz	784																		784
1DDXT0	PI Xiaowei Teng	3,333					(224)													3,109
1DDYK0	PI Young Jo Kim	31,724					(1,288)													30,436
1DDYL1	PI Yaning Li																			-
1DE002	Marketing Projects	18,055	3,250																	21,305
1DE004	Decision Science Entrepreneur Intrn	1,493	1,050																	2,543
1DE005	Post Tenure Fac Development	30,353																		30,353
1DE336	Rosenberg Faculty Chair	30,796																		30,796
1DE337	Rosenberg Franchise Center	17,791																		17,791
1DE357	Gourmet Dinner	1,673																		1,673
1DE3FP	Executive Programs Liquor	100																		100
1DE500	Inquiry Course Program	58,143																		58,143
1DE501	PAUL Start Up Funding	1,970																		1,970
1DE550	Social Venture Innovation Challenge	812																		812
1DE600	Up 2 NIH - Reagan Bauhgman	2,860																		2,860
1DE700	Venkatachalam Undergrad Resrch Fund	56,473																		56,473
1DE800	PAUL Discretionary Fund	7,159																		7,159
1DE900	Associate Dean Support Fund	4,146																		4,146
1DEACF	ACFI Conference	10,000																		10,000
1DEAE2	Andrew Earle - Internal Support	1,021																		1,021
1DEAP1	PI Tuck Pescosolido- Internal Suppo	500																		500
1DEAS1	Anupama Sukhu - Internal Support	4,107																		4,107
1DEBA1	Billur Akdeniz - Internal Support	122																		122
1DEBH1	Internal Support - Brad Herring																			-
1DEBP1	Bruce Pfeiffer - Internal Support	556																		556
1DECAP	Paul College Technology Cap Reserve	784,076																		784,076
1DECB1	Carole Burnett - Internal Support																			-
1DECB2	Clayton Barrows - Internal Support	286																		286
1DECS1	Christine Shea - Internal Support	13,758																		13,758
1DEDB1	Danielle Brick - Internal Support	922					(922)													-
1DEDD1	Devkamel Dutta - Internal Support	3,632																		3,632
1DEDI1	Daniel Innis - Internal Support	31,999																		31,999
1DEDO1	Deniz Ozabaci - Internal Support	1,547																		1,547
1DEDR3	PI Daniel Remar	1,500																		1,500
1DEEG1	PI Liz Gray	106,773																		106,773
1DEES1	PI Eleanne Solorzano	42																		42
1DEEX1	Emily Xu - Internal Support	4,533																		4,533
1DEEZ1	Ermira Zifla - Internal Support	2,710																		2,710
1DEFW1	Fiona Wilson - Internal Support	6,233																		6,233
1DEGY1	Goksel Yalcinkaya- Internal Support	10,336																		10,336
1DEHA1	Hachemi Aliouche - Internal Support	4,836																		4,836
1DEHL2	Internal Support - Honggi Lee																			-
1DEHSP	Hospitality Sponsorship Fund	14,982																		14,982
1DEIK1	Inchan Kim - Internal Support	7,000																		7,000
1DEJC1	Chen Jianhong - Internal Support	(330)																		(330)
1DEJG1	Jennifer Griffith- Internal Support	6,500																		6,500
1DEJH1	PI Ju-Chin Huang	2,037																		2,037
1DEJH3	Ju-Chin Huang - Internal Support	6,025																		6,025
1DEJH4	John Hasseldine - Internal Support	1																		1
1DEJH6	Jaroslav Horvath - Internal Support																			-
1DEJL1	Jun Li - Internal Support	5,961																		5,961
1DEJL2	Jonathan Lee - Internal Support	6,457																		6,457
1DEJN2	Jonathan Nash - Internal Support																			-
1DEJP3	Internal Support - Justin Pomerance	248																		248
1DEJS1	PI Jeff Sohl	(842)																		(842)
1DEJW1	Jing Wang - Internal Support	1,125																		1,125
1DEKC1	PI Karen Smith Conway	1																		1
1DEKC2	Karen Conway - Internal Support	6,323																		6,323
1DEKG1	Kholekile Gwebu - Internal Support	7,492					(702)													6,790
1DELB1	Ludwig Bstieler - Internal Support	1,922																		1,922
1DELB2	PI Ludwig Bstieler	2,377																		2,377
1DELG1	Lin Guo - Internal Support	3,253																		3,253
1DELR2	Loris Rubini - Internal Support	74																		74
1DEMG1	Michael Goldberg - Internal Support	202																		202
1DEMG2	PI Michael Goldberg	406																		406

UNIVERSITY OF NEW HAMPSHIRE DURHAM
DETAILED SCHEDULE OF ASSETS, DEFERRED OUTFLOWS, LIABILITIES, AND NET POSITION
BALANCE AT JUNE 30, 2022

Fund	Fund Name	Cash & Investments	Receivables	Prepaid & Other Current Assets	Property, Plant & Equipment	Deferred Inflows & Outflows	Accounts Payable	Deposits & Unearned Revenues	Accrued Employee Benefits	Pension & Post Retirement Medical	Refundable Government Advances	Asset Retirement and Other Obligations	Deferred Outflows - ARO	Lease Receivable - current portion	Lease Receivable, net of current portion	Deferred inflows - leases/SBITAs	Long-term Leases & SBITAs - current portion	Long-term Leases & SBITAs, net of current portion	Long-term Debt Including Life Income	Total Net Position
1DEMH2	Safayat Hossain - Internal Support																			-
1DEMK1	Michael Kukenberger-Internal Suppor	6,423																		6,423
1DEMM1	Michael Merenda - Internal Support	1,034																		1,034
1DEMM3	Mihail Miletkov - Internal Support	6,000																		6,000
1DEMM4	Melda Matoglu - Internal Support	2,400																		2,400
1DENN1	Neil Niman - Internal Support	37,878																		37,878
1DEPH1	N Paul Harvey - Internal Support	445																		445
1DEPL1	Peter Lane - Internal Support	11,829																		11,829
1DERB1	PI Reagan Baughman	284																		284
1DERC1	Rachel Campagna - Internal Support	4,645																		4,645
1DERM2	Robert Mohr -Internal Support	3,614																		3,614
1DERW2	PI - Robert Woodward	78																		78
1DESB1	Stephanie Brockman - Internal Supt	500																		500
1DESD1	Shuili Du - Internal Support	2,824																		2,824
1DESI1	PI Steven Irlbeck																			-
1DESP1	Internal Support - Svetlana Petrova																			-
1DESS2	PI Scarlett Song																			-
1DETA1	Tevfik Aktekin - Internal Support	16,114																		16,114
1DETG1	Thomas Gruen - Internal Support	6,349																		6,349
1DEVCZ	Voice Z - Student Mktg Projects	12,926					(2,000)													10,926
1DEVD1	Vanessa Druskat - Internal Support	307																		307
1DEVK1	Valentini Kalargyrou- Internal Supp	1,047																		1,047
1DEWX1	Wenjuan Xie - Internal Support	6,104																		6,104
1DEXC1	Xiao Chen - Internal Support	2,710																		2,710
1DEYC1	Yunshil Cha - Internal Support																			-
1DEYG1	Yin Germaschewski- Internal Support	567																		567
1DEYL1	Yixin Liu - Internal Support	2,017																		2,017
1DF001	Cardiac Rehab	15,533	1,367																	16,900
1DF002	Outdoor Pursuits	4,185																		4,185
1DF009	Community Testing	14,519																		14,519
1DF011	Fireside Program	634																		634
1DF012	Sports Studies	204																		204
1DF016	Kinesiology Workshop/Conf	79,341																		79,341
1DF017	Social Work Workshop/Conf	37,025																		37,025
1DF018	Occupational Therapy Workshop	80,392																		80,392
1DF019	RMP Workshop/Conference	104,351																		104,351
1DF020	CD Workshop/Conference	70,478																		70,478
1DF021	Nursing Workshop/Conference	85,235																		85,235
1DF022	Family Studies Conference/Workshop	39,069																		39,069
1DF023	HMP Workshop/Conferences	57,404																		57,404
1DF025	Fac/Staff fitness	54,149					(419)													53,730
1DF027	IOD Training Workshops	90,856	40,685																	131,541
1DF029	Northeast Passage Fee Income	98,108	19,640				(7,105)													110,643
1DF031	IHPP	469,079					(4,378)													464,701
1DF032	Healthy UNH	(32)																		(32)
1DF033	Medicaid Claiming	92,011																		92,011
1DF034	HHS Strategic Initiatives	191,268					(3,195)													188,073
1DF035	START	4,477,372	475,944	8,999			(19,948)	(2,250,101)												2,692,266
1DF036	Center on Aging & Community Living	7,562					(353)													7,209
1DF037	Center for Inclusive Education	12,454																		12,454
1DF038	Up 2 NIH - Semra Aytur	2,328																		2,328
1DF039	RENEW	351,324	188,281				(6,649)													532,956
1DF040	CSDC Conferences and Workshops	50,013																		50,013
1DF042	UP 2 NIH - Kerryellen & Sajay	12,335					(60)													12,275
1DF043	Up 2 NIH - JoAnne Malloy	326																		326
1DF044	Assistive Technology	52,934																		52,934
1DF046	CACL Center Evaluation																			-
1DF050	Seacoast Clinic	3,289					(18)													3,271
1DF056	IOD - reserves	551,119					(10,295)													540,824
1DF058	CoRE Risk & Resiliance	6,647																		6,647
1DF059	IWG on New Frontiers of Work	10,525																		10,525
1DF060	Effectiveness of Telehealthy FFP	4,836																		4,836
1DF100	CoRE: UNH Early Childhood Institute	15,000																		15,000
1DFAB1	PI Anne Broussard	3,574																		3,574
1DFAC1	PI Amy Costello	1,662																		1,662
1DFAH1	PI Andrew Houtenville	61,516																		61,516
1DFAO1	PI Alyssa O'Brien	18,589																		18,589
1DFAR2	PI Amy Ramage																			-
1DFAT1	PI Anita Tucker	4,020																		4,020
1DFAT2	PI Alexa Trolley-Hanson	1,298																		1,298
1DFAW1	PI Allison Wilder	5,831																		5,831
1DFBB1	PI Brent Bell	9,217																		9,217
1DFBF2	PI Barbara Frankel	38,232																		38,232
1DFBH2	PI Beth Hallett	46																		46
1DFBK1	PI BoRin Kim	16,092																		16,092
1DFBW1	PI Barbara White	(907)																		(907)
1DFCAP	CHHS Capital Reserve	6,620,498																		6,620,498
1DFCH2	PI Cindy Hartman	3,293																		3,293
1DFCJ2	PI Chung Jeong	3,739																		3,739
1DFCKC	Startup Kay Chen	48,816																		48,816
1DFDB1	PI Debra Brucker	41,260																		41,260
1DFDF1	PI Deborah Feairheller	125																		125
1DFDH2	PI Dan Habib	1,178																		1,178
1DFDL1	PI Dain LaRoche	266																		266
1DFDL2	PI David Laflamme	22,556																		22,556
1DFDR1	PI Donald Robin	381																		381
1DFDS2	PI Dan Sedory	(150)																		(150)
1DFEH2	PI Elizabeth Humphreys	6,104					(150)													5,954
1DFES2	PI Erin Sharp	2,240																		2,240
1DFGB1	PI Gretchen Bean	1,318																		1,318
1DFGH1	PI Gene Harkless	10,457																		10,457
1DFGM1	PI Gibran Mancus	10,000																		10,000
1DFHB1	PI Heather Barber	2,155																		2,155
1DFHD1	PI Holly DeBlois	383																		383
1DFHEB	Startup Esmaeil Bahalkeh	26,444																		26,444
1DFHSS	IEHSS Indirect Cost Return	18,050																		18,050
1DFJB2	PI Joan Beasley	3,358																		3,358
1DFJB3	PI Jessie Bennett	6,509																		6,509
1DFJC2	PI Joyce Cappiello	6,782																		6,782
1DFJG1	PI Jill Gravink	758																		758
1DFJM1	PI Joanne Malloy	42,989																		42,989
1DFJM2	PI Jerry Marx	6,767																		6,767
1DFJO1	PI Jennifer O'Brien	11,287																		11,287
1DFJP3	PI Josephine Porter	19,598					(1,468)													18,130
1DFJR1	PI Jeanne Ryer	88,342																		88,342
1DFJR2	PI Jennifer Rabalais	9,194																		9,194

UNIVERSITY OF NEW HAMPSHIRE DURHAM
DETAILED SCHEDULE OF ASSETS, DEFERRED OUTFLOWS, LIABILITIES, AND NET POSITION
BALANCE AT JUNE 30, 2022

Fund	Fund Name	Cash & Investments	Receivables	Prepaid & Other Current Assets	Property, Plant & Equipment	Deferred Inflows & Outflows	Accounts Payable	Deposits & Unearned Revenues	Accrued Employee Benefits	Pension & Post Retirement Medical	Refundable Government Advances	Asset Retirement and Other Obligations	Deferred Outflows - ARO	Lease Receivable - current portion	Lease Receivable, net of current portion	Deferred inflows - leases/SBITAs	Long-term Leases & SBITAs - current portion	Long-term Leases & SBITAs, net of current portion	Long-term Debt Including Life Income	Total Net Position
1DFJS5	PI Jayson Seaman	2,858																		2,858
1DFJT1	PI Tyler Jamison	167																		167
1DFJT2	PI Jill Sherman	502																		502
1DFJT3	PI Jill Thorson	31,706																		31,706
1DFKA1	PI Karla Armenti	9,923																		9,923
1DFKAB	Startup Alberto Batinti	8,898																		8,898
1DFKB2	PI Kathryne Brewer	(298)																		(298)
1DFKC2	PI Karen Collins	12																		12
1DFKG2	PI Kathryn Greenslade	48,021																		48,021
1DFKK1	PI Kerry Kazura	683																		683
1DFKMC	Startup Scott McNamara	27,474																		27,474
1DFKN1	PI Kimberly Nesbitt	142,191					(975)													141,216
1DFKN2	PI Kerry Nolte	16,599																		16,599
1DFKN3	PI Kelly Nye-Lengerman	2,162																		2,162
1DFKP1	PI Kim Phillips	53,782																		53,782
1DFKSM	Startup Sophia Min	18,758																		18,758
1DFKV1	PI Kerryellen Vroman	9,473																		9,473
1DFLB1	PI Linda Bimbo	34,071																		34,071
1DFLD1	PI Laura Davie	17,773																		17,773
1DFLG1	PI Lou Anne Griswold	4,735																		4,735
1DFLH1	PI Lucy Hodder	3,857																		3,857
1DFMA2	PI Marcy Ainslie	8,460																		8,460
1DFMB1	PI Mary Banach	7,088																		7,088
1DFMB2	PI Mark Bonica	1,452																		1,452
1DFMB3	PI Michael Brian	49,132																		49,132
1DFMD1	PI Marcy Doyle	4,636																		4,636
1DFMF2	PI Michael Ferguson	3,279																		3,279
1DFMG1	PI Michael Gass	2,493																		2,493
1DFMG3	PI Marjorie Godfrey	13,487																		13,487
1DFMS6	PI Mary St. Jacques	1,096																		1,096
1DFMW1	PI Melissa Wells	8,697																		8,697
1DFNGM	Startup Gibran Mancus	29,179																		29,179
1DFNKC	Startup Kristen Clark	64,054					(612)													63,442
1DFNT2	PI Nikhil Tomar	6,497																		6,497
1DFPC1	PI Patti Craig	12,823																		12,823
1DFPD1	PI Pam Dinapoli	528																		528
1DFPK1	PI Patricia Kelshaw	39,575																		39,575
1DFPS1	PI Patrick Shannon	25,133																		25,133
1DFRB1	PI Robert Barcelona	1,523																		1,523
1DFRC1	PI Ronald Croce	11																		11
1DFRC2	PI Rosemary Caron	1,761																		1,761
1DFRM1	PI Robert McGrath	437																		437
1DFSA1	PI Sajay Arthanat	13,119																		13,119
1DFSA2	PI Semra Aytur	884																		884
1DFSC1	PI Summer Cook	15,768																		15,768
1DFSL1	PI Susan Lord	1																		1
1DFSM2	PI Shelley Mulligan	12																		12
1DFSNE	Startup Ngozi Enelamah	28,255																		28,255
1DFSS1	PI Sarah Smith	4,062					(56)													4,006
1DFSSS	Startup Sherri Simmons-Horton	18,877																		18,877
1DFTN1	PI Tarkington Newman	4,894																		4,894
1DFTP1	PI Tobey Partch-Davies																			-
1DFTW1	PI Therese Willkomm	16,230																		16,230
1DFVS1	PI Vidya Sundar	39,342																		39,342
1DFWL1	PI Will Lusenhop	6,622																		6,622
1DFZS1	PI Zachary Scola	10,414																		10,414
1DG008	Presidents Discretionary	3,767					(27)													3,740
1DG010	University's Greatest Need	1,064,766																		1,064,766
1DG018	Council of Presidents	96,393																		96,393
1DG024	Business Services Equip Replacement																			-
1DG025	Comm Equty Diversity Equip Replmnt	14,282																		14,282
1DG027	Human Resources Equipmnt Replacmn																			-
1DG028	Finance Equipment Replacement	22,673					(435)													22,238
1DG3BW	Venture Capital Endowment	11,031																		11,031
1DG403	CFO Discretionary Fund	3,560																		3,560
1DG404	University Advancement	5,194,145					(112,542)													5,081,603
1DG406	Chief Diversity Officer Discretion	6,150																		6,150
1DG420	John S. Elliott Trust Escrow	1,387,157																		1,387,157
1DG430	Thompson Trust Escrow	87,550																		87,550
1DG436	Elizabeth Farmer McIninch Fund	1,480																		1,480
1DG437	Edward & Diane Federman Endowment	5,482																		5,482
1DG438	Bequests-Unrestricted to UNH	46,656																		46,656
1DG440	Yakovakis Family Fund																			-
1DG441	Phonathon Program Automation	10,129																		10,129
1DG443	Advancement Equipment Replacement																			-
1DG444	Advancement CRM System Replacement	113,408					(569)													112,839
1DG445	Marketing - Student Recruitment	440,464					(56,248)													384,216
1DG446	Photo and Video Services Equip Repl	4,276					(4,269)													7
1DG448	Advancement Strategic Initiatives	6,814																		6,814
1DG449	VPFA Strategic Initiatives	212,574					(4,368)													208,206
1DG450	Robert Morin Unrest Bequest to UNH	5,238																		5,238
1DG454	NAGPRA	45,447																		45,447
1DG455	John and Joan Garnsey Fund	6,537																		6,537
1DG456	Federman Scholarship Fund	49,052																		49,052
1DGA25	Elliot Diversity Initiatives	12,096																		12,096
1DGA38	NH Statewide Summit	119																		119
1DGAFD	Affirmative Action Diversity Fund	203																		203
1DGBSC	121 Tech Dr, Suite 111 - Operating																			-
1DGPD2	Dive and Deliver (CED initiative)	13,627																		13,627
1DGPPD	Advancement ID Prepaids																			-
1DGQ07	John H. Parsons Fund Quasi Ctr	5,363																		5,363
1DGQ24	Spaulding Memorial Fund																			-
1DGUPB	PI-Upward Bound Program																			-
1DJ059	SAF Equipment Replacement	1,160,096																		1,160,096
1DJ104	Alabaster Blue	5,859																		5,859
1DJ114	NH Gentlemen	629																		629
1DJ115	NH Notables	2,470																		2,470
1DJ116	UNH Mock Trial Club																			-
1DJ117	Sigma Alpha Lambda	944																		944
1DJ118	Model United Nations	1,552					(333)													1,219
1DJ119	Robotics Club																			-
1DJ120	SIGNAL	3,094																		3,094
1DJ121	NSSLHA	888																		888
1DJ122	Maiden Harmony	1,934																		1,934
1DJ124	Improv Anonymous	35																		35
1DJ126	UNH Italian Club	763																		763

UNIVERSITY OF NEW HAMPSHIRE DURHAM
DETAILED SCHEDULE OF ASSETS, DEFERRED OUTFLOWS, LIABILITIES, AND NET POSITION
BALANCE AT JUNE 30, 2022

Fund	Fund Name	Cash & Investments	Receivables	Prepaid & Other Current Assets	Property, Plant & Equipment	Deferred Inflows & Outflows	Accounts Payable	Deposits & Unearned Revenues	Accrued Employee Benefits	Pension & Post Retirement Medical	Refundable Government Advances	Asset Retirement and Other Obligations	Deferred Outflows - ARO	Lease Receivable - current portion	Lease Receivable, net of current portion	Deferred inflows - leases/SBITAs	Long-term Leases & SBITAs - current portion	Long-term Leases & SBITAs, net of current portion	Long-term Debt Including Life Income	Total Net Position
1DJ128	Marketing & Advertising Club	2,957																		2,957
1DJ130	Recreation & Policy Management	365																		365
1DJ131	ISPE	19					(16)													3
1DJ132	UNH Students for Life	353																		353
1DJ134	Circle K Club	914																		914
1DJ135	Sisters in Step	1,289																		1,289
1DJ136	Rotaract Club	1,529																		1,529
1DJ138	Student Nutrition Association	229																		229
1DJ139	UNH College Democrats	77																		77
1DJ140	UNH Order of Omega	10,978																		10,978
1DJ141	UNH Cooking Club	145																		145
1DJ142	Electronic Dance Music Community	11																		11
1DJ143	Student Organization Social Workers	220																		220
1DJ144	UNH for One	247																		247
1DJ145	UNH INterfraternity Council	13,787																		13,787
1DJ146	Panhellenic Council	59,260																		59,260
1DJ147	French Club	542																		542
1DJ148	Delta Xi Phi	11,012																		11,012
1DJ149	UNH Wildlife Society	2,145																		2,145
1DJ150	Ecological Advocates																			-
1DJ151	Sigma Alpha Sorority	3,995																		3,995
1DJ152	Assoc of Exercise Science Students	3,539																		3,539
1DJ155	STAND	205																		205
1DJ156	Health Outreach Club																			-
1DJ157	Recreation Society	440																		440
1DJ159	Sigma Phi Epsilon																			-
1DJ161	Alternative Break Challenge	973																		973
1DJ162	Golden Key Int'l Honour Society	1,586																		1,586
1DJ163	Dairy Club	3,086																		3,086
1DJ164	Not Too Sharp	5,794																		5,794
1DJ166	Hepcats Swing Club	509																		509
1DJ168	Freshman Camp																			-
1DJ169	Habitat for Humanity-UNH	294																		294
1DJ170	Graduate Students of Social Work	20																		20
1DJ172	Alpha Delta Phi Society																			-
1DJ174	Oxfam UNH	173																		173
1DJ175	Psychology Club	89																		89
1DJ177	Pre Vet Club	576																		576
1DJ178	Pre Dental Society	794																		794
1DJ179	Society of Women Engineers	1,079																		1,079
1DJ181	Hospitality Sales and Marketing	516																		516
1DJ182	Student Nursing Organization	13,386																		13,386
1DJ183	Kappa Kappa Psi	2,074																		2,074
1DJ184	Alpha Kappa Psi	2,343																		2,343
1DJ185	Cru UNH	2,987																		2,987
1DJ186	Alpha Chi Sigma	518																		518
1DJ188	Hillel	2,870																		2,870
1DJ189	Amer Society for Microbiology	2,049																		2,049
1DJ191	CommUNHiversity																			-
1DJ193	Business Starters																			-
1DJ195	Arnold Air Society	831																		831
1DJ197	Club Managers Assc of America	270																		270
1DJ198	American Sign Language Club	625																		625
1DJ199	Pi Kappa Phi	63																		63
1DJ200	UNH Slow Food	130																		130
1DJ201	Nat'l Society of Black Engineers	372																		372
1DJ202	Phi Alpha Honor Society	8,850																		8,850
1DJ203	Chess Club	192																		192
1DJ206	Residence Hall Association	86																		86
1DJ208	Assoc of Students United by Music																			-
1DJ209	Active Minds UNH																			-
1DJ211	Best Buddies UNH	495																		495
1DJ212	Eta Sigma Delta	2,433																		2,433
1DJ213	Off the clef	2,033																		2,033
1DJ214	Leadership Program																			-
1DJ215	Owr Wirdz	74																		74
1DJ216	Fia-Chait Irish Dance	587																		587
1DJ217	Sigma Alpha epsilon	3,559																		3,559
1DJ218	Comm-entary	380																		380
1DJ219	Alpha Phi Omega	20,632					(11)													20,621
1DJ220	Sigma Chi - Upsilon	1,475																		1,475
1DJ221	Anime Club	15																		15
1DJ222	Society of Physics Students	1,154																		1,154
1DJ223	Paranormal Club																			-
1DJ224	Eta Sigma Phi	1,061																		1,061
1DJ225	Red Cross Club	894																		894
1DJ227	Aspiring Hands	111																		111
1DJ228	Hospitality Financial and Tech Pros	1,091																		1,091
1DJ229	American Society of Civil Engineers	1,481																		1,481
1DJ230	Chinese Scholars & Students Assoc.	2,224																		2,224
1DJ233	Silver Wings-Cunningham Chapter																			-
1DJ236	UNH Net Impact	548																		548
1DJ239	UNH Yellow Ribbon Club																			-
1DJ241	Knitting Club	119																		119
1DJ242	UNH Hammock Club	39																		39
1DJ245	Alpha Epsilon Delta	67																		67
1DJ246	Contra UNH	757																		757
1DJ247	UNH Birding Club																			-
1DJ248	UNH Relay for Life	14																		14
1DJ249	UNH VOX (Voices Planned Parenthood)	425																		425
1DJ250	National Assoc. for Music Education	1,889																		1,889
1DJ251	AIChE	10																		10
1DJ252	Women in Business	14,982																		14,982
1DJ253	Sigma Tau Delta	457																		457
1DJ254	Kappa Sigma																			-
1DJ255	Amnesty International UNH	976																		976
1DJ256	Students for St. Jude	3,156																		3,156
1DJ258	Vietnamese Student Association	916																		916
1DJ259	UNH Cookie Jar	12																		12
1DJ260	German Club	118																		118
1DJ261	Sandpaper																			-
1DJ262	Student Occ. Therapy Assoc.	3,656																		3,656
1DJ264	Animal Welfare Alliance	499																		499
1DJ266	Teachers of Tomorrow	10																		10
1DJ267	Therapeutic Art Club	240																		240
1DJ268	Chinese Language Club																			-

UNIVERSITY OF NEW HAMPSHIRE DURHAM
DETAILED SCHEDULE OF ASSETS, DEFERRED OUTFLOWS, LIABILITIES, AND NET POSITION
BALANCE AT JUNE 30, 2022

Fund	Fund Name	Cash & Investments	Receivables	Prepaid & Other Current Assets	Property, Plant & Equipment	Deferred Inflows & Outflows	Accounts Payable	Deposits & Unearned Revenues	Accrued Employee Benefits	Pension & Post Retirement Medical	Refundable Government Advances	Asset Retirement and Other Obligations	Deferred Outflows - ARO	Lease Receivable - current portion	Lease Receivable, net of current portion	Deferred inflows - leases/SBITAs	Long-term Leases & SBITAs - current portion	Long-term Leases & SBITAs, net of current portion	Long-term Debt Including Life Income	Total Net Position
1DJ269	Pi Mu Epsilon	2,437																		2,437
1DJ270	Student Armed Forces Association	2,166																		2,166
1DJ271	Theta Chi Zeta Chapter	258																		258
1DJ272	Nat'l Slavic Honor Dobro Slovo	164																		164
1DJ273	UNH PCMA																			-
1DJ274	'Cats Pack Captains																			-
1DJ278	WildACTs	4,950																		4,950
1DJ279	Alpha Xi Delta	4,375																		4,375
1DJ282	Women in Science	226																		226
1DJ284	Her Campus	3,493																		3,493
1DJ285	Friends of Jaclyn	4,507																		4,507
1DJ286	Meeple and Cardboard Syndicate	200																		200
1DJ287	Winter Guard	3,071																		3,071
1DJ288	Craft Crazy	99																		99
1DJ289	Eyes Open																			-
1DJ290	Dance Marathon	528																		528
1DJ291	Lambda Chi Alpha	45																		45
1DJ292	Xi Sigma Pi	1,916																		1,916
1DJ293	Geocaching Club																			-
1DJ298	Soc. of Asian Scientists& Eng. SASE	6																		6
1DJ299	Scriptor	2,510																		2,510
1DJ302	Tau Beta Pi	45																		45
1DJ303	Alpha Gamma Rho	875																		875
1DJ304	Alpha Phi	5,408																		5,408
1DJ305	Chi Omega	6,701					(855)													5,846
1DJ306	Alpha Chi Omega	4,450																		4,450
1DJ307	Kappa Delta	678																		678
1DJ308	Tau Kappa Epsilon	264																		264
1DJ311	Sigma Nu	467																		467
1DJ315	Sustainable Fisheries &Aquaculture	594																		594
1DJ316	Bring It!																			-
1DJ317	Pi Theta Epsilon	754																		754
1DJ318	International Student Organization	2,591																		2,591
1DJ319	Magic Wheelchair	2,174																		2,174
1DJ320	Chinese Student Music Association																			-
1DJ321	Iranian Association of NH (IAN)	938																		938
1DJ322	Middle Eastern Cultural Association	1,313																		1,313
1DJ323	Phi Sigma Sigma	720																		720
1DJ324	Anthropology Club	15																		15
1DJ325	Veterinary Technician Club																			-
1DJ326	The UNH WildTones	510																		510
1DJ327	Stop the Sigma	6																		6
1DJ329	League of Legends Club																			-
1DJ330	igem: Int'l Genetically Eng. Mx Org																			-
1DJ331	The Granite Yearbook	31																		31
1DJ333	Girl Up UNH	1,337																		1,337
1DJ334	Extra Terrestrial Navigation Swarm	225																		225
1DJ335	Autism Speaks U at UNH	10																		10
1DJ336	Indonesian Students Association	148																		148
1DJ337	College Diabetes Network at UNH	278																		278
1DJ339	Muslim Student's Association	5,399																		5,399
1DJ342	UNH American Fisheries Student Sub	104																		104
1DJ345	UNH Students for Global Health	102																		102
1DJ347	American Society of Mechanical Eng	37																		37
1DJ348	SPOON UNH	5																		5
1DJ349	Trans UNH	368																		368
1DJ350	Phi Sigma	1,544																		1,544
1DJ351	the UNH HSMAI CLub	27																		27
1DJ354	Turning Point USA at UNH	3																		3
1DJ355	Nu Rho Psi	26																		26
1DJ356	The Socratic Society	9																		9
1DJ358	UNH Gen UN	62																		62
1DJ359	Pre Physician Assistant Student	18																		18
1DJ360	UNH Russain Club	27																		27
1DJ361	Aegis																			-
1DJ362	Alpha Tau Omega Fraternity	539																		539
1DJ363	Am Soc for Biochem & Molecular Bio	11																		11
1DJ364	Japanese Cultural Club	144																		144
1DJ366	Caribbean Cats	15																		15
1DJ367	Alter Ego Dance Crew	294																		294
1DJ368	Changing Lives for Lilli																			-
1DJ370	Sport Careers Club	1,397																		1,397
1DJ372	UNH Photography Society	5																		5
1DJ373	The NH Youth Movement at UNH	761																		761
1DJ374	UNH Film CLub	104																		104
1DJ379	Neuroscience & Behavior Club	869																		869
1DJ380	UNH Marine Technology Society	173																		173
1DJ381	UNH Forestry Club	56																		56
1DJ382	UNH American Choral Directors	41																		41
1DJ383	Chabad Jewish Student Group	490																		490
1DJ385	Lab Science Society	40																		40
1DJ388	SoFA - Society of Future Actuaries	10																		10
1DJ390	NALA	42																		42
1DJ392	Partners for World Health	403																		403
1DJ393	CHAARG	876																		876
1DJ394	UNH Symphony Orchestra	74																		74
1DJ395	Alpha Sigma Phi																			-
1DJ396	Green Living Club	58																		58
1DJ398	Catholic Student Oganization	322																		322
1DJ400	UNH Fly Fishing Club	420																		420
1DJ401	National Alliance of Mental Illness	154																		154
1DJ403	Leading Women of Tomorrow	119																		119
1DJ404	Red Shoe Club	1																		1
1DJ407	UNH Esports	45																		45
1DJ409	Chemistry Graduate Student Assoc.	402																		402
1DJ417	UNH Inst of Elec and Electronic Eng	365																		365
1DJ422	Upsilon Pi Epsilon	123																		123
1DJ423	Spanish Club	93																		93
1DJG01	Women's Lacrosse Club	6,913																		6,913
1DJG02	Men's Golf Club	403																		403
1DJG03	Badminton Club																			-
1DJG04	Cycling Club	14,453																		14,453
1DJG05	Fencing Club	2,792																		2,792
1DJG06	Judo Club	3,865																		3,865
1DJG07	Shotokan Karate Club																			-
1DJG08	Sailing Club	13,532						(450)												13,082

UNIVERSITY OF NEW HAMPSHIRE DURHAM
DETAILED SCHEDULE OF ASSETS, DEFERRED OUTFLOWS, LIABILITIES, AND NET POSITION
BALANCE AT JUNE 30, 2022

Fund	Fund Name	Cash & Investments	Receivables	Prepaid & Other Current Assets	Property, Plant & Equipment	Deferred Inflows & Outflows	Accounts Payable	Deposits & Unearned Revenues	Accrued Employee Benefits	Pension & Post Retirement Medical	Refundable Government Advances	Asset Retirement and Other Obligations	Deferred Outflows - ARO	Lease Receivable - current portion	Lease Receivable, net of current portion	Deferred inflows - leases/SBITAs	Long-term Leases & SBITAs - current portion	Long-term Leases & SBITAs, net of current portion	Long-term Debt Including Life Income	Total Net Position
1DJG09	Men's Volleyball Club	4,953																		4,953
1DJG10	Women's Volleyball Club	6,361																		6,361
1DJG11	Woodsmen's Club	19,567																		19,567
1DJG12	Tae Kwan Do Club	3,086																		3,086
1DJG13	Men's Crew Club	13,249																		13,249
1DJG14	Men's Rugby Club	7,912																		7,912
1DJG17	Figure Skating Club	13,056																		13,056
1DJG18	Women's Rugby Club	5,228																		5,228
1DJG19	Dance Team Club	2,359					(3,135)													(776)
1DJG20	Men's Lacrosse Club	30,035																		30,035
1DJG22	Ski and Snowboarding Club	23,906																		23,906
1DJG23	Archery Club	3,617																		3,617
1DJG24	Wrestling Club	2,964																		2,964
1DJG25	Baseball Club	15,823																		15,823
1DJG26	Women's Softball Club	10,224																		10,224
1DJG27	Rifle Club	9,911																		9,911
1DJG28	Men's Ice Hockey Club	5,334																		5,334
1DJG29	Women's Crew Club	18,542																		18,542
1DJG30	Tennis Club	4,392																		4,392
1DJG31	Nordic Ski Club																			-
1DJG32	Climbing Club	8,554																		8,554
1DJG33	Men's Ultimate Frisbee Club	6																		6
1DJG34	Women's Ultimate Frisbee Club	33																		33
1DJG35	Rowing Spring Break Trip	10,787																		10,787
1DJG36	Women's Hockey Club	39,991																		39,991
1DJG37	Outdoor Equipment	6,816																		6,816
1DJG38	PAWS Program	12,732																		12,732
1DJGSC	Campus Rec - Sport Clubs	1,487																		1,487
1DJNCA	SAFO non-capital Activity	50,000																		50,000
1DJRSP	Recreation Special Events																			-
1DJSAF	UNH Student Activity Fee	833,490					(8,105)													825,385
1DK001	Information Technology Initiatives	2,603,716					(1,250)													2,602,466
1DK002	Information Technology Equipment	14,660,148					(32,012)													14,628,136
1DK003	LRTP Projects	938,318		58,241			(965,220)													31,339
1DK005	UNH ET&S Campus Spec Equipment	439,977																		439,977
1DK02A	Tech Fee Equip - UNH	1,402,128																		1,402,128
1DK02B	Tech Fee Equip - PSU	9																		9
1DKCEM	RCC - UNHCEMS	425,628																		425,628
1DKCOV	ET&S COVID	(5,483,566)																		(5,483,566)
1DKERP	ET&S ERP	8,709					(8,709)													-
1DKRCC	RCC - Service Center	15,947																		15,947
1DL001	Helena M. Milne Endowed Fund	96,054					(390)													95,664
1DL002	Bookstore Inventory Fund	30,775																		30,775
1DL003	Small Workshops	15,951																		15,951
1DL004	Bookstore																			-
1DLG01	URI Library School Account	12,621																		12,621
1DLMUS	Museum Surplus Fund	112																		112
1DLPGE	Ralph Page Dance Event	230																		230
1DLSPC	Special Collections	25,494																		25,494
1DLSTE	Library Strategic Investment	1,127,558																		1,127,558
1DLVAN	Library Vehicle Replacement	59,355																		59,355
1DP001	UNH Police Drug Forfeiture	30,313																		30,313
1DP002	Federal Drug Forfeiture-DOJ	4,232																		4,232
1DP003	UNH Police Dispatch Equipment Repl	83,988																		83,988
1DP004	Alternate Care Site	(134,671)	145,649																	10,978
1DP005	UNH Police Emergency Preparedness	312,159					(15,270)													296,889
1DP006	UNH Police Vehicle Replacement	87,284	1,701																	88,985
1DP007	UPD Radio Infrastructure Upgrade	59,949																		59,949
1DP019	COVID-19 CLIA Testing Lab	(7,143,513)		295,298			(27,593)													(6,875,808)
1DP020	UNH (USNH) PPE Fund	(1,161,728)																		(1,161,728)
1DP021	COVID-19 Fund	(2,060,981)					(159)													(2,061,140)
1DP022	Wastewater Based Surveillance	(740,645)																		(740,645)
1DP023	COVID Campus Vaccinations	(6,337)																		(6,337)
1DPEQP	Police Equip & Supply Replacement	56,692																		56,692
1DQCOV	OBA: COVID-19 Activity Tracking	(2,594,517)																		(2,594,517)
1DQTRN	Transportation F&A Revenue	83,388																		83,388
1DR001	VP Research Discretionary	1,421																		1,421
1DR002	Indirect Cost Reserve	312,397																		312,397
1DR004	Inventor Royalty Share	538,935					(7,305)													531,630
1DR005	Patent Support Costs	509,280					(1,750)													507,530
1DR007	Royalties Receipts																			-
1DR034	IOL Scholarship Fund Unit Fund																			-
1DR098	uSafeUS	36,731																		36,731
1DR100	CoRE: Scaffolding Resilience	29,974																		29,974
1DRCOR	CoRE Awards	336																		336
1DRCOV	COVID related Expenses	(3,791,760)																		(3,791,760)
1DREC1	ECenter Internally Designated Fund	4,994																		4,994
1DREDG	The Edge @ UNH	786																		786
1DREHL	OEHS Legacy HazMat - Spaulding	32,760																		32,760
1DREHM	EH&S Emergency Mitigation Fund	55,280					(2,230)													53,050
1DREHS	Environmental Legal Settlements																			-
1DREML	Moschella Core Funding	2,183																		2,183
1DREPS	PI NH EPSCoR	76,983																		76,983
1DRIOL	PI InterOperability Laboratory	1,707,912																		1,707,912
1DRIRC	NHIRC Administrative Fees																			-
1DRMEB	PI Marc Eichenberger	1,387																		1,387
1DRNSF	Making Your NSF-Forts Count	1,270																		1,270
1DRPRC	Prevention Innovation Research Ctr	176,884					(160)													176,724
1DRRCI	RCI Equipment Replacement	253,120																		253,120
1DRROY	SVPR Royalties	1,890,121																		1,890,121
1DRRPC	PI ORPC	1,897																		1,897
1DRSCH	Scholars at UNH	2,027																		2,027
1DRSPA	SPA Equipment Replacement	23,383					(1,317)													22,066
1DRUSI	UIC Stable Isotope																			-
1DRVPR	SVPR Strategic Initiatives	5,172																		5,172
1DS023	Friends of Skiing	30,319																		30,319
1DS051	Friends of Field Hockey	26,656																		26,656
1DS057	Friends of Women's Volleyball	53,739																		53,739
1DS185	Student Athlete Excellence Fund	6,375						(6,375)												-
1DSDIS	Athletic Dir Discretionary Fnd	1,648																		1,648
1DSHOC	Hockey Discretionary Fund	15,665																		15,665
1DSSF1	Production Control Room Expansion	25,752																		25,752
1DT025	UNH R&R Emergency Repairs	613,190																		613,190
1DT069	UNH R&R Fire Station Repair&Upgr	82,342																		82,342
1DT708	Campus Tribute Gift Projects	11,054																		11,054
1DT785	SARRC-General Discretionary	11,869,841																		11,869,841

UNIVERSITY OF NEW HAMPSHIRE DURHAM
DETAILED SCHEDULE OF ASSETS, DEFERRED OUTFLOWS, LIABILITIES, AND NET POSITION
BALANCE AT JUNE 30, 2022

Fund	Fund Name	Cash & Investments	Receivables	Prepaid & Other Current Assets	Property, Plant & Equipment	Deferred Inflows & Outflows	Accounts Payable	Deposits & Unearned Revenues	Accrued Employee Benefits	Pension & Post Retirement Medical	Refundable Government Advances	Asset Retirement and Other Obligations	Deferred Outflows - ARO	Lease Receivable - current portion	Lease Receivable, net of current portion	Deferred inflows - leases/SBITAs	Long-term Leases & SBITAs - current portion	Long-term Leases & SBITAs, net of current portion	Long-term Debt Including Life Income	Total Net Position
1DT787	SARRC-VPAA Discretionary	352,791																		352,791
1DT788	SARRC-VPFA Discretionary	136,171																		136,171
1DT789	SARRC-VPR&PS Discretionary	85,880																		85,880
1DT791	SARRC-VP Advancement Discr	110,436																		110,436
1DTA25	Facilities Asset Management	187,068					(4,872)													182,196
1DTADA	SAARC-ADA Discretionary	425,642																		425,642
1DTATH	SAARC-Athletics Discretionary	45,095																		45,095
1DTBLD	Non-Cap Building Repairs	16,743																		16,743
1DTCAP	Major Capital Projects Reserve	5,620,678																		5,620,678
1DTCIP	Durham Capital Improvement Projects	1,214,815																		1,214,815
1DTCOP	Continuity of Operations	64,220					(64,220)													-
1DTCOV	Facilities COVID Costs	(1,318,790)																		(1,318,790)
1DTDMA	UNH Deferred Maint Assessments	9,660,156																		9,660,156
1DTEAC	SAARC-EAC Discretionary	25,734																		25,734
1DTECD	ECD Designated	4,978,760					(950)													4,977,810
1DTECO	ECOLine Renewal & Replacement	4,950,000																		4,950,000
1DTEEP	Energy Efficient Projects	2,527,647					(59,317)													2,468,330
1DTFCM	Energy Forward Capacity Mkt	3,404,450																		3,404,450
1DTINF	Strategic Infrastructure	5,805,610																		5,805,610
1DTPLT	Energy Plant Upgrades	4,785,363																		4,785,363
1DTPRS	SAARC-Presidents House Discr	25,079																		25,079
1DTRDS	Non-Cap Road Repairs	17,413																		17,413
1DTROO	Non-Cap Roof Repairs	50,000																		50,000
1DTSTR	Non-Cap Site Stair Repairs																			-
1DTSWK	Non-Cap Sidewalk Repairs	36,500																		36,500
1DTUTI	Utility System Major Rep-Upgr	1,113,640					(96,268)													1,017,372
1DU005	Executive Search Funds																			-
1DU231	Class of 1944 Endowed Quasi Payout	9,397																		9,397
1DU321	William Wade Perkins Quasi Payout	33,463																		33,463
1DU322	Genevieve Clark-Internat'l Studies	110,125																		110,125
1DUERP	CERP-COVID Enhanced Retirement UNH	3,820,597							(3,820,597)											-
1DUHIF	UNH Health Initiatives Fund	232,595																		232,595
1DUIFB	UNH IFB Balances	(54,070,664)																		(54,070,664)
1DUINV	Inventories- UNH			1,173,177																1,173,177
1DUISP	CISP-COVID Invol Severance Pol UNH	13,827							(7,807)											6,020
1DUPPD	COVID 19 Testing & Tracing Prepaids																			-
1DUPSI	President's Strategic Initiatives	9,020,201																		9,020,201
1DUPSS	President Strategic Spaulding	1,500,000																		1,500,000
1DUSTF	UNH Separation Fund	1,997,654							(1,023,272)											974,382
1DWEMD	Enrollment Mgt Discretionary	1,225																		1,225
1DWFAO	Business Services Equip Replacement	20,548																		20,548
1DWINT	International Initiatives	8,693																		8,693
1DX2AD	Coop Ex Administration	35,648																		35,648
1DX2AQ	Extnesion Fisheries Training	9,283																		9,283
1DX2AT	Agriculture Training	17,572					(12)													17,560
1DX2BI	Natural Resources Business Institut	17,569																		17,569
1DX2CC	Community Conservation Prgm	6,538					(170)													6,368
1DX2DG	Extension Diagnostic Services	2,783																		2,783
1DX2EG	Greenhouse and Floriculture																			-
1DX2FD	NH 4-H Foundation	10,081																		10,081
1DX2FS	Food Safety Program	13,557	970																	14,527
1DX2FT	Forest Industry and Training	2,727					(35)													2,692
1DX2GB	Coastal Research Volunteer Program	7					(41)													(34)
1DX2HM	Holistic Management Program	14,179					(163)													14,016
1DX2IP	IPM News	4,596					(299)													4,297
1DX2LL	Lakes Lay Monitoring Prog	64,124	3,833				(2,775)													65,182
1DX2ME	Marine Education Programs	13,025					(595)													12,430
1DX2NT	Coop Ext-Nutrition Training																			-
1DX2PB	CE Publication Center	20,372																		20,372
1DX2PC	Peterson Cruise	3,127																		3,127
1DX2SA	Soil Analysis Information System	67,980					(462)													67,518
1DX2SP	Youth and Family	299																		299
1DX2TA	Military Youth & Family Program	265																		265
1DX2XQ	Water Quality Training	24,845																		24,845
1DXAF1	PI Andrew Fast	1,781																		1,781
1DXAH1	PI Ann Hamilton	1,759																		1,759
1DXAL1	PI Alyson Eberhardt	5,142																		5,142
1DXAM1	PI Amy Hollar	64,807					(125)													64,682
1DXAP1	PI Amy Papineau	101																		101
1DXAS1	PI Amanda Stone	17,726					64													17,790
1DXAW1	PI Anna Wallingford	1,545																		1,545
1DXBK1	PI Brian Krug	254																		254
1DXBLK	Belknap County	43,692																		43,692
1DXCAN	Agriculture & Natural Res Business	10,641																		10,641
1DXCC1	PI Charlotte Cross	937																		937
1DXCED	Community Development	9,098					(46)													9,052
1DXCEG	Ocean Engineering	302																		302
1DXCET	Economic Development	1,758																		1,758
1DXCF1	PI Charles French	8,856																		8,856
1DXCM1	PI Carl Majewski	89																		89
1DXCNS	Citizen Science	925																		925
1DXCRL	Carroll County	618																		618
1DXCS1	PI Cheryl Smith	2,148																		2,148
1DXCSR	Cheshire County	1,696																		1,696
1DXCTR	NH Statewide Rail Trail Plan	940																		940
1DXCV1	PI Catherine Violette	1,091																		1,091
1DXCYF	Youth Families & Communities	1																		1
1DXDC1	PI Darrel Covell	3,194																		3,194
1DXDFB	Double Up Food Bucks	2,990																		2,990
1DXDM1	PI Deborah McCann	14,373					(43)													14,330
1DXDSP	Docent STEM Program																			-
1DXDVC	AV Farm to School																			-
1DXEC1	PI Erik Chapman	8,943																		8,943
1DXEDC	Education Center and Info Line	12,194																		12,194
1DXEE1	PI Elaina Enzien	204																		204
1DXEM1	PI Emma Tutein	664																		664
1DXFA1	PI Fredrick Alleva	1,311																		1,311
1DXFAH	Dairy, Livestock and Forage Crops	9,553																		9,553
1DXFAS	4-H Animal Science Programs	7,994					(761)													7,233
1DXFDP	Food and Ag Programs	28,827					(346)													28,481
1DXFFS	Food Safety	471																		471
1DXFFV	Fruit & Vegetable Crop Production	16,494					(26)													16,468
1DXFJE	NRS & MG Joint Cont Ed Committee	166																		166
1DXFLG	Landscape & Greenhouse Horticulture	18,587																		18,587
1DXFMA	PI Matthew Tarr	582																		582
1DXFMG	NH Master Gardener Alumni Assoc.	23,040					(3,020)													20,020

UNIVERSITY OF NEW HAMPSHIRE DURHAM
DETAILED SCHEDULE OF ASSETS, DEFERRED OUTFLOWS, LIABILITIES, AND NET POSITION
BALANCE AT JUNE 30, 2022

Fund	Fund Name	Cash & Investments	Receivables	Prepaid & Other Current Assets	Property, Plant & Equipment	Deferred Inflows & Outflows	Accounts Payable	Deposits & Unearned Revenues	Accrued Employee Benefits	Pension & Post Retirement Medical	Refundable Government Advances	Asset Retirement and Other Obligations	Deferred Outflows - ARO	Lease Receivable - current portion	Lease Receivable, net of current portion	Deferred inflows - leases/SBITAs	Long-term Leases & SBITAs - current portion	Long-term Leases & SBITAs, net of current portion	Long-term Debt Including Life Income	Total Net Position
1DXFSS	NH 4-H Shooting Sports	5,402																		5,402
1DXFTL	4-H Teen Leadership Programs	13,652																		13,652
1DXGB1	PI Gabriela Bradt	2,591																		2,591
1DXGFT	Grafton County	2,532																		2,532
1DXGH1	PI George Hamilton	6,976																		6,976
1DXHA1	PI Haley Andreozzi	4,361																		4,361
1DXHB1	PI Heidi Barker	880																		880
1DXHE1	PI Heather Bryant	623																		623
1DXHLB	Hillsborough County	3,141																		3,141
1DXJG1	PI Joshua Gagnon	7,094																		7,094
1DXJS1	PI Jeffrey Schloss	6,211																		6,211
1DXKE1	PI Kendra Lewis	2,218																		2,218
1DXKG1	PI Kate Guerdat	1,108																		1,108
1DXKM1	PI Kelly McAdam	878																		878
1DXKR1	PI Kenesha Reynolds	1,080																		1,080
1DXLG1	PI Lara Gengarelly	8,002																		8,002
1DXMB1	PI Michelle Bersaw-Robblee	500																		500
1DXMC1	PI Malin Clyde	4,940																		4,940
1DXMD1	PI Molly Donovan	63																		63
1DXME1	PI Mary Tebo	81																		81
1DXML1	PI Michal Lunak	4,730																		4,730
1DXMRK	Merrimack County	1,138																		1,138
1DXMS1	PI Micheal Sciabarrasi	479																		479
1DXMTA	Multi-trophic Aquaculture	1,456																		1,456
1DXMY1	PI Michael Young	508					(23)													485
1DXNCN	Communities & Natural Resources	79																		79
1DXNFR	Forest Resources	18,079					(71)													18,008
1DXNGM	Nature Groupie Merchandise	5																		5
1DXNRS	Natural Resources Stewards	20,112					(360)													19,752
1DXNWF	Fisheries and Aquaculture	1,955																		1,955
1DXOS1	PI Olivia Saunders	953																		953
1DXPC1	PI Julia Peterson	10,876																		10,876
1DXPST	Pesticide Applicator Training	134,371					(254)													134,117
1DXRCK	Rockingham County	3,829																		3,829
1DXRG1	PI Rebecca Sideman	4,404																		4,404
1DXRM1	PI Rachel Maccini	2,159																		2,159
1DXSB1	PI Shane Bradt	1,297																		1,297
1DXSC1	PI Sharon Cowen	317																		317
1DXSDL	Stem Discovery Lab	(11)																		(11)
1DXSG1	PI Sarah Grosvenor	1,406																		1,406
1DXSH1	PI Shannon Rogers	796																		796
1DXSLV	Sullivan County	(41)																		(41)
1DXSR1	PI Steven Roberge	18,840																		18,840
1DXSRO	Rogers Core Funding	1,194																		1,194
1DXSSP	Saving Special Places	23,767																		23,767
1DXSTF	Strafford County	27																		27
1DXSW1	PI Seth Wilner	16,117																		16,117
1DXSWC	Stormwater Center	8,595																		8,595
1DXSYP	Summer Youth Program Fee	26,875					(47)	(14,425)												12,403
1DXWWE	Walk with Ease Programming	2,709																		2,709
1DXYFH	4-H Youth Development	6,188					(266)													5,922
1DXYFV	4-H Volunteer Programs	3,469																		3,469
1DXYHL	Healthy Living & Nutrition Ed	(177)																		(177)
1DXYIP	Young Inventors Program	4,530																		4,530
1DXYPL	Child, Youth & Family Resiliency	2,507					(336)													2,171
1DXYSL	Science Literacy	14,752					(727)													14,025
1DXYTA	Rockingham County WS																			-
1DXYTP	Afterschool Programs	1,779																		1,779
1DZ037	Shallow Water Survey Conference	15,620																		15,620
1DZ360	Marine Program Pier	141,675																		141,675
1DZ500	EOS Start Up Funding	155																		155
1DZACB	PI Alexandra Contosta	4,088					(54)													4,034
1DZACC	Contosta CSAA Award	1,704																		1,704
1DZACR	CARE Reserve	439,669																		439,669
1DZAGA	PI Antoinette Galvin	363,049																		363,049
1DZAJA	PI ANDREW JORDAN	3,108																		3,108
1DZAKA	PI Amy Keesee	45,069																		45,069
1DZAL0	PI Anthony Lyons	29,065					(3,799)													25,266
1DZAMB	Coastal & Ocean Technology Programs	2,044																		2,044
1DZAMC	AMAC Service Center	115,419																		115,419
1DZAMZ	PI Matthew Argall	35,931																		35,931
1DZAPB	PI Alexander Prusevich	1,521																		1,521
1DZARC	Geographic Information Systems(GIS)	5,862																		5,862
1DZASB	IPY Outreach																			-
1DZBC1	PI Brian Calder	43,960																		43,960
1DZBCA	PI Ben Chandran	94,329					(2,243)													92,086
1DZBDA	PI DAVID BURDICK	3,794					(133)													3,661
1DZBFB	PI BANAFSHEH FERDOUSI	45																		45
1DZBJA	PI Bror Jonsson	1																		1
1DZBMA	PI Robert McKibben	14,374																		14,374
1DZBRA	PI Barry Rock	4																		4
1DZBVA	PI Bernard Vasquez	17,012																		17,012
1DZCB0	CBASS Recharge																			-
1DZCFA	PI Charles Farrugia	7,416																		7,416
1DZCHA	PI Chia-Lin Huang	6,342																		6,342
1DZCHB	PI CHRISTOPHER HUNT	799					(31)													768
1DZCJB	PI James Clemmons	72,231					(8,635)													63,596
1DZCLB	PI Clifford Lopate	39,721																		39,721
1DZCMA	PI Chris Mouikis	1,526					(2,111)													(585)
1DZCS2	Dijkstra Advance Eavesdropping CC																			-
1DZCSA	PI Charles Smith, III	48,921																		48,921
1DZCW0	PI Colin Ware	21,357					(3,163)													18,194
1DZCWA	PI Cameron Wake	635																		635
1DZCWB	PI Cameron Wake	1,792																		1,792
1DZCXA	GIS Lab	18,769					(195)													18,574
1DZDC0	PI Dale Chayes	18,147																		18,147
1DZDDA	PI David Divins	8,892																		8,892
1DZDFC	PI DIANE FOSTER	23,632																		23,632
1DZDGA	PI David Justice	42,716																		42,716
1DZDIS	EOS Discretionary	(70)																		(70)
1DZDJA	Pi Jia Deng	25																		25
1DZDLA	PI Dacheng Lin	3,423																		3,423
1DZDVA	PI Doug Vandemark	155,806					(1,369)													154,437
1DZDVB	PI Daniel Verscharen	1,101																		1,101
1DZDWA	PI Joseph Dwyer	111,451																		111,451
1DZECB	PI Erik Chapman	8,933					(160)													8,773

UNIVERSITY OF NEW HAMPSHIRE DURHAM
DETAILED SCHEDULE OF ASSETS, DEFERRED OUTFLOWS, LIABILITIES, AND NET POSITION
BALANCE AT JUNE 30, 2022

Fund	Fund Name	Cash & Investments	Receivables	Prepaid & Other Current Assets	Property, Plant & Equipment	Deferred Inflows & Outflows	Accounts Payable	Deposits & Unearned Revenues	Accrued Employee Benefits	Pension & Post Retirement Medical	Refundable Government Advances	Asset Retirement and Other Obligations	Deferred Outflows - ARO	Lease Receivable - current portion	Lease Receivable, net of current portion	Deferred inflows - leases/SBITAs	Long-term Leases & SBITAs - current portion	Long-term Leases & SBITAs, net of current portion	Long-term Debt Including Life Income	Total Net Position
1DZECC	PI ELIZABETH CRAIG	299																		299
1DZEHA	PI Erick Hobbie	711																		711
1DZEHB	Mass Spec Sample Analysis	(2,631)	2,398				(24)													(257)
1DZELA	PI Eric Lund	1,515																		1,515
1DZEMA	PI Eberhard Mobius	2,055																		2,055
1DZEOR	Earth Ocean and Space Return	1,066,893																		1,066,893
1DZEOS	EOS Projects	50,000																		50,000
1DZESR	Earth Systems Research Ctr. Return	211,957																		211,957
1DZFKA	PI Fabian Kislat	36,039																		36,039
1DZFRB	PI FETEMEH RAHMANIFARD	146																		146
1DZFRM	EOS Freezer Repair and Maintenance	430																		430
1DZGM0	PI Giuseppe Masetti	887																		887
1DZGSR	Gulf Surveyor Rates	524																		524
1DZHFA	PI Hui Feng	8,707																		8,707
1DZHKA	PI Harold Kucharek	29,362																		29,362
1DZHMB	PI MEGHAN HOWEY	7,162					(223)													6,939
1DZHSA	PI Harlan Spence	121,132																		121,132
1DZHSP	Spence Core Funding	59,852					(292)													59,560
1DZJCB	PI James Connell	55,216																		55,216
1DZJD0	PI Jennifer Dijkstra	682																		682
1DZJDC	PI Jack Dibb	20,139																		20,139
1DZJHC	PI John Hughes Clark	2,715																		2,715
1DZJJA	PI Jennifer Jacobs	168,544					(8)													168,536
1DZJMA	PI Jennifer Miksis Olds	70,820					(2,007)													68,813
1DZJMB	Miksis-Olds CORE IWG	6,021																		6,021
1DZJNA	PI Jonathan Niehof	1,081																		1,081
1DZJPA	PI James Pringle	8,364																		8,364
1DZJPZ	PI Jean Perez	348																		348
1DZJRA	PI James Ryan	5,708					(177)													5,531
1DZJRR	PI Joachim Raeder	16,780																		16,780
1DZJSA	PI Joseph Salisbury	90,962					(32)													90,930
1DZJSB	PI Joseph Souney	67,350																		67,350
1DZJXA	PI Jingfeng Xiao	4,770					(107)													4,663
1DZJZA	PI Jichun Zhang	1,879																		1,879
1DZKDB	PI Katharine Duderstadt	3,550																		3,550
1DZKGA	PI Kai Germaschewski	43,115																		43,115
1DZKJ1	PI Kevin Jerram	431																		431
1DZKJA	PI KATIE A. JENNINGS	2,077																		2,077
1DZKZA	PI KAI ZIERVOGEL	416																		416
1DZKZR	Ziervogel - CORE funding	7,952																		7,952
1DZLBA	PI Elizabeth Burakowski	40,243					(1,709)													38,534
1DZLKA	PI Lynn Kistler	106,936																		106,936
1DZLKD	Kistler Clemmons Core Funding	(789)																		(789)
1DZLLA	PI LUCIE LEPINE	132																		132
1DZLM0	PI Larry Mayer	2,244,671																		2,244,671
1DZLNA	PI Ningyu Liu	30,603																		30,603
1DZLW0	PI Larry Ward	2,280																		2,280
1DZMAC	SSC Machine Shop																			-
1DZMBA	PI Margaret Boettcher	2,688																		2,688
1DZMCA	PI Michael Chambers	32,448					(605)													31,843
1DZMCB	SUGAR KELP - MICHAEL CHAMBERS	1,287																		1,287
1DZMHB	PI Michele Halvorsen	(871)																		(871)
1DZMLA	PI Marc Lessard	40,608					(857)													39,751
1DZMLB	PI Martin Lee	3,170																		3,170
1DZMMA	PI Mary Martin	49,947																		49,947
1DZMMB	PI Mark McConnell	45,562					(548)													45,014
1DZMMC	PI Mark McConnell	62																		62
1DZMPB	PI Michael Palace	28,427					(372)													28,055
1DZMPC	PI Mark Popecki	1,983																		1,983
1DZMRA	PI Michael Routhier	25,328																		25,328
1DZMSA	Marine School Administration	4,328																		4,328
1DZMSB	Small Boat Repair and Replacement	39,181																		39,181
1DZMSC	Coastal Marine Laboratory	9,216																		9,216
1DZMSD	SMSOE Diving Program	1,878																		1,878
1DZMSE	CARE Education	108,170					(4,934)													103,236
1DZMSG	Gulf Challenger Operations	(37,403)	40,697				(3,399)													(105)
1DZMSL	Shoals Marine Lab Director	48,076																		48,076
1DZMSM	SHOALS MARINE LAB ACTIVITIES	26,089																		26,089
1DZMSR	SMSOE Reserve	250,700																		250,700
1DZMSV	SMSOE Vehicles	1,858					(582)													1,276
1DZMTB	Mark Twickler																			-
1DZMVA	PI Matthew Vadeboncoeur	8,291																		8,291
1DZMYA	PI MATTHEW YOUNG	153																		153
1DZNAA	PI NADA AL-HADDAD	100																		100
1DZNLA	PI Noe Lugaz	105,810					(2,473)													103,337
1DZNSA	PI Nathan Schwadran	227,149					(7,255)													219,894
1DZOM0	Center for Coastal & Ocean Mapping	4,230,405					(2,495)													4,227,910
1DZOPR	OPAL Return	326,142																		326,142
1DZPCB	Paul Chair Account	28,075																		28,075
1DZPIA	PI Phil Isenberg	16,303																		16,303
1DZPJ0	PI Paul Johnson	8,057					(488)													7,569
1DZPQA	PI Pamela Puhl-Quinn	1																		1
1DZPRE	PI Rachel Rouillard	16,071					(2,499)													13,572
1DZRA0	PI Roland Arsenault	148																		148
1DZRHO	Rhodes Academy	162,551					2,294													164,845
1DZRLA	PI Richard Lammers	92,755					(7,807)													84,948
1DZRLC	PI Robert Letscher	130,231					(368)													129,863
1DZRTB	PI Roy Torbert	535,570					(3,884)													531,686
1DZRVB	PI Ruth Varner	1,113					(1,113)													-
1DZRVC	Varner CORE Strengthen	3,254																		3,254
1DZRVD	Varner - CoRE Methane Measurement	5,199																		5,199
1DZRW0	PI Rochelle Wigley	55,030																		55,030
1DZRWB	PI Reka Winslow	6,579																		6,579
1DZS44	MH Lab 144 Renov	130,765					(28,194)													102,571
1DZSFA	PI Steve Frolking	93,155																		93,155
1DZSKA	PI Shiva Kavosi	6,674																		6,674
1DZSMR	Shoals Marine Laboratory Reserve	49,560																		49,560
1DZSMS	Shoals Marine Laboratory Store	20,446					(96)													20,350
1DZSOA	PI Scott Olinger	404,838																		404,838
1DZSPC	Paul Chair Salary Offset																			-
1DZSPR	Space Science Center Return	1,652,618																		1,652,618
1DZSSA	PI A Shiklomanov	8,560					(100)													8,460
1DZSTM	STEM Initiative	49,304																		49,304
1DZSZA	PI Shantar Zuidema	8,350																		8,350
1DZTGA	PI Thomas Gregory	14,356					(607)													13,749
1DZTL1	PI Thomas Lippmann	194																		194

UNIVERSITY OF NEW HAMPSHIRE DURHAM
DETAILED SCHEDULE OF ASSETS, DEFERRED OUTFLOWS, LIABILITIES, AND NET POSITION
BALANCE AT JUNE 30, 2022

Fund	Fund Name	Cash & Investments	Receivables	Prepaid & Other Current Assets	Property, Plant & Equipment	Deferred Inflows & Outflows	Accounts Payable	Deposits & Unearned Revenues	Accrued Employee Benefits	Pension & Post Retirement Medical	Refundable Government Advances	Asset Retirement and Other Obligations	Deferred Outflows - ARO	Lease Receivable - current portion	Lease Receivable, net of current portion	Deferred inflows - leases/SBITAs	Long-term Leases & SBITAs - current portion	Long-term Leases & SBITAs, net of current portion	Long-term Debt Including Life Income	Total Net Position
1DZTMB	PI Thomas Milliman	5,092																		5,092
1DZTVF	Thermal Vac Facility	3,401																		3,401
1DZTW0	PI Thomas Weber	1																		1
1DZWCA	PI WILLIAM D CRAMER	817																		817
1DZWDA	PI Wouter de Wet	6,268																		6,268
1DZWKS	CCOM JHS Workshops	1,194																		1,194
1DZYR0	PI Yuri Rzhanov	1,362																		1,362
	TOTAL INTERNALLY DESIGNATED	95,746,216	1,070,648	1,543,614	-	-	(2,049,923)	(2,506,113)	(4,851,676)	-	-	-	-	-	-	-	-	-	-	88,952,766
	AUXILIARY																			
1A0ADJ	UNH Auxiliary Adjustments	1,110,916																		1,110,916
1AA010	Health & Wellness R&R	4,234,331																		4,234,331
1AA011	Health & Wellness Equip Repl	275,257																		275,257
1AA050	Psychological & Counseling R&R	22,196																		22,196
1AACCT	Psychological & Counseling Services	1,458,464		12,750			(551)													1,470,663
1AAHBP	UNH Student Health Benefit Plan	12,908,724					(576,223)													12,332,501
1AAHSC	UNH Health & Wellness	1,927,062	31,101				(24,158)													1,934,005
1AARES	Residential life	11,211					(11,446)													(235)
1AD002	Environmental Research Grp 2232	160																		160
1AE265	SBDC Programs	37,635																		37,635
1AE267	Center For Venture Research	3,658																		3,658
1AECFB	Center for Family Business	184,652					(961)													183,691
1AF001	Action Learning Center	17,001	17,708				(8,286)													26,423
1AJ019	MUB R&R Reserves	4,869,093																		4,869,093
1AJ020	Campus Rec R&R Reserves	5,898,964																		5,898,964
1AJ067	Whittemore Center R&R Reserves	38,954																		38,954
1AJMUB	UNH Memorial Union	606,741					(11,013)	(8)												595,720
1AJREC	Campus Recreation	813,601					(29,997)	(346,995)												436,609
1AJWHT	Whittemore Center	(255,225)					(5,559)													(260,784)
1AKSTR	Computer Store																			-
1ALLNG	Faculty Lounge	8,962																		8,962
1AQ022	Hospitality R&R Reserves	7,846,676					(54,390)													7,792,286
1AQ024	Housing R&R Reserves	15,327,077																		15,327,077
1AQ105	HCS R&R Reserve	170,768																		170,768
1AQ128	Transportation R&R Reserves	5,256,604																		5,256,604
1AQ174	Mail Services R&R Reserve	37,620																		37,620
1AQ427	Conf & Catering R&R Reserves	326,527																		326,527
1AQCNF	UNH Conference Center	213,522	1,251					(210,481)												4,292
1AQCNG	CNG Fueling Station Maint & Repair	78,556																		78,556
1AQDDM	Discretionary Fund for Business Aff	892																		892
1AQHOS	UNH Dining Services	4,103,761	40				(201,549)	(615,946)												3,286,306
1AQHOU	UNH Housing	6,360,496	4,144				(188,242)	(974,130)												5,202,268
1AQMLS	Mail Services	187,096		34,569			(5,665)													216,000
1AQOBA	Hospitality & Campus Services	684,800						(684,800)												-
1AQPRN	Printing Services	(180,547)					(58,898)													(239,445)
1AQTRN	Transportation Services	2,714,664	108,696	10,174			(22,961)													2,810,573
1AR005	UIC Equipment Replacement	74,376																		74,376
1ARANM	Animal Care	(11,634)																		(11,634)
1ARIOL	InterOperability Laboratory Reserve																			-
1ARUIC	Instrumentation Center	71,610		22,540			(316)													93,834
1AS003	Athletics R&R Reserves	1																		1
1ASATH	UNH Intercollegiate Athletics	(2,514,958)	634,328				(370,146)	(1,928,091)												(4,178,867)
1ASPPD	Athletics General Prepaids	(91,669)		106,699			(15,030)													-
1AT001	Ecoline	2,061,272	9,262																	2,070,534
1ATRNT	Facilities Rental Properties	35,421	955																	36,376
1ATTOW	Telecommunication Towers	324,695																		324,695
1AURCM	Auxiliary RCM Fund	(1)																		(1)
	TOTAL AUXILIARY	77,249,982	807,485	186,732	-	-	(1,585,391)	(4,760,451)	-	-	-	-	-	-	-	-	-	-	-	71,898,357
	RESTRICTED GIFTS & ENDOWMENT INCOME																			
1G0ADJ	UNH Restricted Gift Adjustments	(601,299)					655,587													54,288
1GA005	Grad School Dean Discretionary	57,203																		57,203
1GA006	Class of 1954 Endowed Fund	70,917																		70,917
1GA009	Honors Program Gifts	22,085																		22,085
1GA010	Faculty Development Fund	283																		283
1GA012	Saul O Sidore Lectures	82,896																		82,896
1GA014	Acad Affairs Discretion Gifts	681																		681
1GA015	Visiting Professors Fund	1,392																		1,392
1GA016	Arthur K Withcomb Profess	67,364																		67,364
1GA017	Jean Brierly Annual Award	60,388					(376)													60,012
1GA019	1941 Education Enhancement End																			-
1GA021	O'neal Professorship	42,121																		42,121
1GA023	Parents Assoc Acad Enrichment	3,571																		3,571
1GA024	Class of 40 Professorship	138,641																		138,641
1GA025	Ray Macdonald Endowed Schol	26,360																		26,360
1GA026	James J Brunelli Memorial Fund	4,955																		4,955
1GA028	Honors Program/UROP Acct	369																		369
1GA029	Charles A. Hopkins Family Fund	6																		6
1GA030	Class of 1944 Professorship	75,891																		75,891
1GA031	Class of 1938 Professorship	57,532					(563)													56,969
1GA033	Send Wildcats Abroad	1,717																		1,717
1GA035	Internal Research Opportunity	3,687																		3,687
1GA037	Class of 1959 Fund for Excellence	2,183																		2,183
1GA040	Teaching Excellence	2,877																		2,877
1GA041	Yale-Maria Endowed Fund	16,690																		16,690
1GA042	Elizabeth L Knowles UROP/Honors	5,598																		5,598
1GA043	Donald J Wilcox Fellowship Fund	2,097																		2,097
1GA044	Dorothy P Oneil 42 Endowed Fund	1,143																		1,143
1GA045	UNH Parents Assn UROP Endowmen	577																		577
1GA046	Class 0f 57 CIE Endowment	2,680																		2,680
1GA048	K.v. Dey Family Fund	23,145																		23,145
1GA049	1949 Fund for Student Support																			-
1GA050	Gerald & Jane Ellsworth Fund	11,784																		11,784
1GA051	Next Horizon Faculty Support	315																		315
1GA052	Next Horizon Learning Tools	1,473																		1,473
1GA053	Next Horizon Academic Programs	2,663																		2,663
1GA054	Tyco Fellowship/Ocean Mapping	138,844					(307)													138,537
1GA057	Mckerley Chair in Health Econ	35,738																		35,738
1GA061	Husch International Scholarship	17,076																		17,076
1GA062	Rogers Family Undergrad Research	8,330																		8,330
1GA066	Paul International Research	6,227																		6,227
1GA067	Endow for Internatl Studies	8,228																		8,228
1GA069	1952 Internat'l Research Fund	41,113																		41,113
1GA070	David Long Memorial Scholarship	69																		69
1GA076	Noonan International Research Fund	127,999																		127,999
1GA079	Robert LeBlanc Memorial Fund	4,097																		4,097

UNIVERSITY OF NEW HAMPSHIRE DURHAM
DETAILED SCHEDULE OF ASSETS, DEFERRED OUTFLOWS, LIABILITIES, AND NET POSITION
BALANCE AT JUNE 30, 2022

Fund	Fund Name	Cash & Investments	Receivables	Prepaid & Other Current Assets	Property, Plant & Equipment	Deferred Inflows & Outflows	Accounts Payable	Deposits & Unearned Revenues	Accrued Employee Benefits	Pension & Post Retirement Medical	Refundable Government Advances	Asset Retirement and Other Obligations	Deferred Outflows - ARO	Lease Receivable - current portion	Lease Receivable, net of current portion	Deferred inflows - leases/SBITAs	Long-term Leases & SBITAs - current portion	Long-term Leases & SBITAs, net of current portion	Long-term Debt Including Life Income	Total Net Position
1GA080	Leitzel Center for Math, Sci, & Eng	99,376																		99,376
1GA081	Rand Undergraduate Research Fund	157																		157
1GA084	Hills Memorial Science Scholarship	3,468																		3,468
1GA085	Scott Chadwick Memorial Scholarship	27																		27
1GA086	Carl M. Gahan '53 Scholarship Fund	46																		46
1GA087	HCUR (Cogswell) Endowment p/o Fund	13,525					(3,500)													10,025
1GA088	Nursing Lev Loan Scholarsip Fund	150																		150
1GA089	Beaupre Entrepreneurial Scholarship	18,439																		18,439
1GA091	Jackson Endowed Scholarship Fund	15,383																		15,383
1GA093	Hamel Center for Undergraduate Rese	505,357					(1,896)													503,461
1GA096	Beyersdorf Fund for Internat'l Rsrc	15,830																		15,830
1GA097	Classes of 84,85,86 Leadership Sch	202																		202
1GA098	Charles Harvey Hood Maintenance	117,804																		117,804
1GA100	Health Education Misc Gifts	2																		2
1GA101	Wellness & Sustainability	250																		250
1GA140	Ann W Hart Fund for Internat'l Stud	6,381																		6,381
1GA141	Diversity Network Program Gift Fund	692																		692
1GA142	Atkinson-Woodbury Family Scholarshi	722																		722
1GA143	Shulman Prof - European & Holocaust	10,780																		10,780
1GA146	Holly Peterson Breeden '73 Scholars	404																		404
1GA147	Danielle M Thompson Memorial Fund	4,690																		4,690
1GA148	The Hamel Scholars Program	131,140																		131,140
1GA150	Gerald & Dorothy Smith ROTC Schol	9																		9
1GA151	Earl & Ethel Handly Faculty Endowmn	8																		8
1GA153	Robert & Ann Chase Faculty Fund	9,260																		9,260
1GA155	UNH Undergraduate Book Fund	43,752																		43,752
1GA156	Study, Internships, Service Abroad	11,465																		11,465
1GA157	International Schol. & Support	8,598																		8,598
1GA158	Patricia M. Flowers '45 Scholarship	962																		962
1GA160	URC Gift Fund	3,970																		3,970
1GA161	URC Gifts: Parents Grants-Other	8,911																		8,911
1GA162	Cole Neurosci -Behavior Fac. Resrch	35,129					(324)													34,805
1GA163	Fish'58 Student Opportunities Schol	5,075																		5,075
1GA164	Robert Mennel Univ. Honors Program																			-
1GA165	Lamprey Prof. in Climate & Sustain	66,135																		66,135
1GA166	Hamel Ctr Undergrad Research Gifts	6,373																		6,373
1GA169	Bill & Becky McGee Scholarship	1,428																		1,428
1GA171	Ken & Laurie Wilson Hospitality Sch																			-
1GA172	Haas Prof-Sustainable Food Systems	22,829					(287)													22,542
1GA173	NH Farm to School Program	3,615					(3,500)													115
1GA174	Class of 1962 Student Enrichment	606																		606
1GA175	Varley Hospitality Management Schol	20,003																		20,003
1GA176	Kevin Knarr '91 Scholarship Fund	1,586																		1,586
1GA177	George Walker Jaffurs Scholarship	15,982																		15,982
1GA178	Kendall Fdn-NH Food Alliance	72,893					(10,346)													62,547
1GA179	UNH Sustainability Institute	170,921																		170,921
1GA181	Carsey School for Public Policy	638,004																		638,004
1GA184	Sand Dollar - Food Solutions N.E.	50,527																		50,527
1GA185	Sustainability Fellows Program Fund	185,999																		185,999
1GA186	The Laurhammer Family Scholarship	36,806																		36,806
1GA187	Stanley Hamel Traveling Fellowship	4,000					(4,000)													-
1GA188	Merck-Food Solutions New England	100																		100
1GA189	Emeriti Council Student Initiative	129,668																		129,668
1GA191	Brig Gen Bouchard '77 Scholarship	2																		2
1GA194	International Programs	2,314																		2,314
1GA197	SHARPP Gifts	103,833																		103,833
1GA198	CarseyFund/Eff.Families&Communities	636,141					(2,000)													634,141
1GA199	Carsey-Misc. Gift Fund	50,673																		50,673
1GA200	Carsey School Summer Fellowship	3,284																		3,284
1GA216	Financial Innovations Roundtable	191,831					(4,379)													187,452
1GA221	Residential Life Gifts	1,000																		1,000
1GA231	Carsey-Social Enterprise Impact Fnd	100																		100
1GA242	Carsey - NH Listens Gifts	24,262					(166)													24,096
1GA247	Carsey-Sustainable Microfinance &	7,817					(7,817)													-
1GA248	STEM - Teachers' Collaborative	3,970																		3,970
1GA251	UNH Analytics Program																			-
1GA253	Carsey School MPP Scholarship Fund	2,094																		2,094
1GA256	Mel Rines '47 Fellowship Fund	15,195																		15,195
1GA257	Office of Community Standards Gifts	75																		75
1GA258	NHCF - F2S - Beacon Community Fund	8																		8
1GA260	NH Food Alliance Challenge	79,167					(2,105)													77,062
1GA261	PAWS	11																		11
1GA262	The Washington Center Program	274																		274
1GA264	FITSI	450																		450
1GA265	Mid-Course Assessment Process (MAP)	376																		376
1GA268	Wildacts Theatre																			-
1GA269	Career & Prof. Success Initiative	5,195																		5,195
1GA270	Wiatrowski-Madsen-Internat'l Serv.	14,124																		14,124
1GA272	NRESS PhD Program	50																		50
1GA273	Class of 1966 Scholarship Fund	1,806																		1,806
1GA274	Faculty Excellence & Engagement	4,781																		4,781
1GA275	CONNECT Program	39																		39
1GA276	Angell - Food Solutions New England	32,647					(2,750)													29,897
1GA278	Parents' Council Scholarships	9,202																		9,202
1GA279	Parent's Assoc. Student Enrichment	9,359																		9,359
1GA280	Diversity and Inclusion	8																		8
1GA281	Class of 1967 Internship Fund	7,691																		7,691
1GA282	Nordblom Family Fund	8,290																		8,290
1GA283	Eve & Leo Pierce, Jr. Food Systems	7,879																		7,879
1GA284	Maj. Murray Smith '55 USAF Schlrshp	99																		99
1GA287	Victor Benassi Fund	10,760																		10,760
1GA288	ROTC Scholarship Fund	10,100																		10,100
1GA289	Balomenos - Undergraduate Research	846																		846
1GA290	Phelan Family Fund																			-
1GA291	J. Gregg Sanborn Enrichment Fund	27,983																		27,983
1GA292	Garfield-Food Solutions New England	804																		804
1GA293	Inn Between	17,634																		17,634
1GA294	Changemaker Collaborative	272,733					(2,010)													270,723
1GA295	Center for Academic Resources	214																		214
1GA296	Graduate Student Senate	207																		207
1GA299	NHFA- Granite State Food Security	10,799																		10,799
1GA300	CSIE - Net Impact																			-
1GA301	McNair Scholars Gift Fund	575																		575
1GA302	UNH Military & Veteran Services	11,173																		11,173
1GA304	Donovan Family TRIO Scholarship	10,007																		10,007
1GA306	Student Emergency Assistance Fund	227,758																		227,758

UNIVERSITY OF NEW HAMPSHIRE DURHAM
DETAILED SCHEDULE OF ASSETS, DEFERRED OUTFLOWS, LIABILITIES, AND NET POSITION
BALANCE AT JUNE 30, 2022

Fund	Fund Name	Cash & Investments	Receivables	Prepaid & Other Current Assets	Property, Plant & Equipment	Deferred Inflows & Outflows	Accounts Payable	Deposits & Unearned Revenues	Accrued Employee Benefits	Pension & Post Retirement Medical	Refundable Government Advances	Asset Retirement and Other Obligations	Deferred Outflows - ARO	Lease Receivable - current portion	Lease Receivable, net of current portion	Deferred inflows - leases/SBITAs	Long-term Leases & SBITAs - current portion	Long-term Leases & SBITAs, net of current portion	Long-term Debt Including Life Income	Total Net Position
1GA307	3 Minute Thesis Competition	8,192																		8,192
1GA308	Center for Impact Finance	47,558																		47,558
1GA309	Stu Orgs Community Equity Diversity	1,000																		1,000
1GA310	Faculty Development Services	2,500																		2,500
1GA311	Aulbani J. Beauregard Memorial Fund																			-
1GA313	Carsey-Diversity, Equity, Inclusion	109,640					(3,358)													106,282
1GA314	Carsey-Health & Community Developm.	5,551																		5,551
1GA315	Harry J. Richards Scholarship																			-
1GA316	Sustainability -Maine Community Fnd	9,637																		9,637
1GA317	Nathan Thatcher Ulrich Scholarship	2,549																		2,549
1GA318	Colonel & General Legere Scholarshp	2,639																		2,639
1GA319	Sustainabilty - Vermont Jobs Fund	12,752																		12,752
1GA400	Dane Writing Across the Curriculum	2,176																		2,176
1GA401	Emergency Student Loan Fund	4,067																		4,067
1GA402	Johnson '84 & Broderick Family Fund	1,504																		1,504
1GA403	Treat Community & Civic Engagement	28,228					(6,000)													22,228
1GA404	The Hamel Scholars Program Admin	67,635																		67,635
1GA406	Meldrum Family Food Systems	12,019					(1,600)													10,419
1GA407	Sadie's Dreamer Fund CONNECT STEM	25,000																		25,000
1GA408	Forest Watch Program	10,126																		10,126
1GA410	CIF General Fund	62,159																		62,159
1GA413	Carbon Clinic Project Fund	11,998																		11,998
1GA414	Student Accessibility Services Fund	10,000																		10,000
1GA415	UNH TRIO Program Fund	470																		470
1GA417	UNH Army ROTC Program Fund	5,007																		5,007
1GAADV	UACC Misc Gifts	4,939																		4,939
1GAFSF	Food Solutions New England	47,872																		47,872
1GALEX	Dr Alexander Teaching Exc Fund	239,439																		239,439
1GAROT	Air Force ROTC Booster Club Fund	2,776																		2,776
1GARTC	ROTC Chapter Fund	19,063																		19,063
1GAS27	Kendall - NH Farm to School Program																			-
1GASAN	Smith Sanborn Lecture Series	13,662																		13,662
1GASUS	Office of Sustainable Living Educ	564,460					(181)													564,279
1GB000	Agricultural Alumni Associatio	236																		236
1GB001	Robert P Ahern Memorial Schola	3,092																		3,092
1GB002	Edward Cass Adams Fund	373																		373
1GB004	Burnham Homestead Maint	100,363					(227)													100,136
1GB005	Conant Scholarship Fund	10																		10
1GB006	David W Drew Memorial Scholars	1,273																		1,273
1GB007	Clyde & Isabelle Eaton Scholar	304																		304
1GB008	Andrew L Felker Scholarship	68																		68
1GB009	Paul Gilman Memorial Scholarsh	818																		818
1GB010	Stephen W & Helen H Dyer Schlr	10																		10
1GB011	Kenneth R Fowler Scholarship	332																		332
1GB012	Hubbard Poultry Fellow As H194	95,909																		95,909
1GB013	Kenneth L Issacs Scholarship	88																		88
1GB014	Norman Hubbard Scholarship	5																		5
1GB015	Norma Ikawa Scholarship Fund	110																		110
1GB016	Thomas W Keller Memorial Schol	2																		2
1GB017	Lord Scholarship	227,649																		227,649
1GB018	Basil H. & Alice V. Johnson En	59																		59
1GB019	Barbara M. Lucier Endowed Memo	118																		118
1GB020	Fred W Menns Scholarship Fund	842																		842
1GB021	Kenneth S Morrow Scholarship	4,256																		4,256
1GB023	Plant Science-ford Scholarship	855																		855
1GB024	James A Purington Scholarship	24,824																		24,824
1GB025	Clark L Stevens Scholarship In	653																		653
1GB026	Charles A & Florence Weast Sto	539																		539
1GB027	Loring V Cy Tirrell Scholar	172																		172
1GB028	Wachowdon Farm Scholarship	922																		922
1GB029	Gunnar B Olsson Endowed Schola	1,249																		1,249
1GB030	TJ DAVIS PRIZE	139																		139
1GB031	Charles Harvey Hood Prize	400																		400
1GB032	C Hilton Boynton Fund	40																		40
1GB033	Albert H Brown Student Loan Fu	108																		108
1GB034	Crop Protection Institute Fund	18,256																		18,256
1GB035	Ruth E Farrington Fund	170,531					119													170,650
1GB036	Albion Hodgon Memorial Fund	6,649																		6,649
1GB037	Oliver J Hubbard Fund																			-
1GB038	industrial Education Fund	3,280																		3,280
1GB039	Richard A. Andrews Memorial Aw	395																		395
1GB040	R B Johnston Forestry Memorial	2,131																		2,131
1GB041	Lilac Endowment Fund	14,334																		14,334
1GB044	Daniel M Heath Memorial Schola	198																		198
1GB046	George M Moore Scholarship	991																		991
1GB047	NE Farm & Garden Scholarship	1,477																		1,477
1GB048	Dinty Moore Memorial Fund	5,057																		5,057
1GB049	New London Garden Club Scholar	1,500																		1,500
1GB050	Lawrence W Slanetz Scholarship	1,126																		1,126
1GB055	Rollins Fund in Microbiology	21,834																		21,834
1GB056	TSAS Ben Thompson Student Fund	14,207																		14,207
1GB058	College of Life Sciences & Ag.	115,784					(5,469)													110,315
1GB059	Natural Resources Gift Account	20,823																		20,823
1GB064	S W Cole Enwd Schol Fund	21,995																		21,995
1GB066	Dunlop, William R	6,659					(73)													6,586
1GB068	L W Hawkensen Forestry Sc	662																		662
1GB069	Hubbard Family Endw Chair	299,337					(11,784)													287,553
1GB070	Weeks Family Fund Ls&a	17,066																		17,066
1GB071	MCBS Research Gifts	17,067																		17,067
1GB073	Martha & Theodore Frizzell Fnd	1,208																		1,208
1GB076	Marty Mitchell Scholar Fund	110																		110
1GB077	Conrad Award	19,708																		19,708
1GB081	Forest Tech/Clark Donnelley	26,831																		26,831
1GB083	Eric Wilkes Bell Memorial Award	12																		12
1GB085	Caroline Wooster Scholarship	64,247																		64,247
1GB088	TSAS Centennial Fund	38,178																		38,178
1GB089	John E Bachelder Family Scholarship	85,910																		85,910
1GB090	AS O. Hubbard Scholarship Fund	21,625																		21,625
1GB091	DO Elinor Dodge Fund	26,311																		26,311
1GB093	TSAS Horticulture Curr Gifts	622																		622
1GB096	Keener Scholarship	9,102																		9,102
1GB097	Tuttle Enviromental Horticul	104,756					(153)													104,603
1GB104	Do Blue Seal Feeds Scholarshp	250																		250
1GB105	Putnam Memorial Scholarship Fd	7,154																		7,154
1GB107	Colsa Undergrad Scholarships	90,746																		90,746
1GB108	COLSA Graduate Fellowships	2,437																		2,437

UNIVERSITY OF NEW HAMPSHIRE DURHAM
DETAILED SCHEDULE OF ASSETS, DEFERRED OUTFLOWS, LIABILITIES, AND NET POSITION
BALANCE AT JUNE 30, 2022

Fund	Fund Name	Cash & Investments	Receivables	Prepaid & Other Current Assets	Property, Plant & Equipment	Deferred Inflows & Outflows	Accounts Payable	Deposits & Unearned Revenues	Accrued Employee Benefits	Pension & Post Retirement Medical	Refundable Government Advances	Asset Retirement and Other Obligations	Deferred Outflows - ARO	Lease Receivable - current portion	Lease Receivable, net of current portion	Deferred inflows - leases/SBITAs	Long-term Leases & SBITAs - current portion	Long-term Leases & SBITAs, net of current portion	Long-term Debt Including Life Income	Total Net Position
1GB110	CAMIS Fund	635																		635
1GB111	Microbiology Grad Fellowships	3,320																		3,320
1GB112	Edward F. Landry Memorial Schol	690																		690
1GB113	J Raymond Hepler Endowed Fund	2,164					(1,750)													414
1GB114	Callahan Family Scholarship	902																		902
1GB116	Foster Scholarship/COLSA	65																		65
1GB118	Avery & Erma Rich Memorial Schol	1,310																		1,310
1GB119	Lou & Lutza Smith Scholarship	4,074																		4,074
1GB120	Grange-Webster Scholarship	9,251																		9,251
1GB121	Dickie Family Scholarship Fund	1,897																		1,897
1GB122	Oliver Hubbard Biology Endow	93,980																		93,980
1GB123	Herbert Soule Scholarship Fund	204																		204
1GB133	Dr E Elizabeth French Memorial	22																		22
1GB135	Evelyn Jardine Scholarship	90																		90
1GB136	Pamela Low Scholarship Fund	850																		850
1GB146	Pest Management Gift Fund	52																		52
1GB149	Fair Winds Farm Equine Sclrshp	277																		277
1GB151	Paine Fund for Freshwater Research	50,065																		50,065
1GB152	Nancy Coutu Memorial Scholarship	319																		319
1GB157	College Woods Scholarship Fund	1,464																		1,464
1GB158	Zsigray Academic Enrichment Fund	44,683					(2,373)													42,310
1GB161	Thomas Fairchild Fund for Animal Sc	2,483																		2,483
1GB164	Marietta & Jane Carr Endowed Fund	849																		849
1GB171	Project SMART Gift Fund	975																		975
1GB172	Sawmill Renovation Fund	594																		594
1GB173	COLSA Entrepreneurial Faculty Dev.	4,614																		4,614
1GB176	Woodlands Gift Fund	2,363																		2,363
1GB178	UNH Organic Dairy Development Fund	555																		555
1GB179	UNH Seagrass Gift Fund	167																		167
1GB182	College Woods & UNH Trails	3,996																		3,996
1GB183	NH Veterinary Diagnostic Lab Gifts	6,157					(6,157)													-
1GB184	Charles Schwab's Dairy Nutr Fund	997																		997
1GB185	Mendum Pond Scholarship Fund	500																		500
1GB186	Equine Center Gift Fund	1,654																		1,654
1GB187	Edith & Allen Neff Forestry Schlrsh	1,542																		1,542
1GB188	James Byer's 1927 Professorship Awr	2,472																		2,472
1GB189	Environmental Sciences Program Fund	1,326																		1,326
1GB191	Wildlife Ecology Gift Fund	2,720																		2,720
1GB192	George Frick Fellowship-Res Econom	4,664																		4,664
1GB194	Karabelas Faculty Development Fund	12,795					(2,302)													10,493
1GB195	Charles E. Warren Memorial Fund	1,857																		1,857
1GB196	Drs Lorus & Margery Milne Scholrshp	493																		493
1GB197	Horticulture Gift Fund																			-
1GB198	Spider Research Miscellaneous Gifts	1,096																		1,096
1GB200	Development of Instr Materials-Biol	4,420																		4,420
1GB201	Carberry '82 Fund- Biological Scien	20,362																		20,362
1GB202	Therapeutic Riding Program Gift Fnd	43,122					(709)													42,413
1GB203	Dairy Center Gift Fund	92																		92
1GB204	Equine Studies	6,083																		6,083
1GB208	Huntington Family Scholarship Fund	4,347																		4,347
1GB209	Thompson Forestry Scholarship	4,286																		4,286
1GB211	MCBS Gift Fund	9,805																		9,805
1GB212	Lawrence K Smith Natural Res Schol	4,385																		4,385
1GB215	Hubbard Perkins Livestock Education	14,130																		14,130
1GB216	Phelan Family Fund	6,088																		6,088
1GB218	Plant Sciences Scholarship Fund	250																		250
1GB219	Nutrition Scholarship Fund	3,536																		3,536
1GB220	Friblet Marine Research Fund	192																		192
1GB222	Cucurbit Breeding Gift Fund	597																		597
1GB224	Gladys Brooks Scholarship Fund	31,637																		31,637
1GB225	Biomedical Science Scholarship Fund	11																		11
1GB226	Shirley & Bob Lake Scholarship	2,874																		2,874
1GB227	Lloyd & Edna Heidgerd Endowed Schol	39,594																		39,594
1GB228	David Burdick's '37 Professorship																			-
1GB231	Charles F. Marble Scholarship Fund	4,939																		4,939
1GB233	Biological Sciences Gift Fund	5,145																		5,145
1GB235	Vet Tech Program	3,406																		3,406
1GB236	Samuel Smith Lectures-Molecular Med	801																		801
1GB237	Anna Catherine Clark Schol - TSAS	20																		20
1GB238	Fred H. Schmidt '52 Scholarship	912																		912
1GB239	Padi Fndtn-Watson Lobster Research	915																		915
1GB240	UNH Bee Lab	1,795																		1,795
1GB241	COLSA Internships & Career Fund	84,196																		84,196
1GB242	E Fairchild '37 Professorship																			-
1GB243	Lewis Schol -Sustainabilty Studies	6,136																		6,136
1GB244	UNH Pilot Brewing Program	625																		625
1GB246	Friends of UNH Equine Cross Country	33,385					(4,250)													29,135
1GB247	EcoQuest	1,815																		1,815
1GB248	Fruit Tree Pathology Research	823																		823
1GB249	Toxic Aerosols Research	5,879																		5,879
1GB251	Richard George 65 Forestry Research	162,425					(1,043)													161,382
1GB253	Thomas J Giampietro '57 Scholarship	8,312																		8,312
1GB254	COLSA's SOAR Fund	6,462																		6,462
1GB255	Agriculture Nutrition & Food Systms	1,709																		1,709
1GB256	O.J. Hubbard Poultry Science Schol.	2,500																		2,500
1GB257	Nobel K. Peterson Scholarship	24,096																		24,096
1GB259	UNH Dairy Club	2,350																		2,350
1GB260	Granite State Dev. Scholars-COLSA	32,172																		32,172
1GB261	AS-Biochemistry & Molecular Biology																			-
1GB262	Agricultural Experiment Station	176																		176
1GB263	St Martin Career Exploration Office	5,000																		5,000
1GB264	COLSA Teaching and Research Scholar	436					(250)													186
1GB265	Robert E. Richards '75 Scholarship	1,656																		1,656
1GB267	Dean Sustainable Gardening	9,842																		9,842
1GB270	Mangrove Research Support	20,405																		20,405
1GB271	Sparrow Monitoring and Research	3,055																		3,055
1GB272	Pekins Arboretum Fund (CW)	22,000																		22,000
1GB275	CREAM Program Fund	3,200																		3,200
1GB276	Ruth and Fred G. VanGorder Family F	952																		952
1GC001	Dept of the Arts Alumni Schol	6,787																		6,787
1GC002	Sally Pike Edelman Memorial Aw	39																		39
1GC003	German Society of Manch. Schol	21																		21
1GC004	Gunst Fund for the Graduate Hi	9,555																		9,555
1GC005	Foreign Language Study Abroad	7,101																		7,101
1GC006	Thomas O Marshall Fund	8,318																		8,318
1GC007	Jean Mattox Memorial Scholarsh	64																		64

UNIVERSITY OF NEW HAMPSHIRE DURHAM
DETAILED SCHEDULE OF ASSETS, DEFERRED OUTFLOWS, LIABILITIES, AND NET POSITION
BALANCE AT JUNE 30, 2022

Fund	Fund Name	Cash & Investments	Receivables	Prepaid & Other Current Assets	Property, Plant & Equipment	Deferred Inflows & Outflows	Accounts Payable	Deposits & Unearned Revenues	Accrued Employee Benefits	Pension & Post Retirement Medical	Refundable Government Advances	Asset Retirement and Other Obligations	Deferred Outflows - ARO	Lease Receivable - current portion	Lease Receivable, net of current portion	Deferred inflows - leases/SBITAs	Long-term Leases & SBITAs - current portion	Long-term Leases & SBITAs, net of current portion	Long-term Debt Including Life Income	Total Net Position
1GC008	Richard A Morse Scholarship	527																		527
1GC009	Gary R O'Neal Musical Thea Sch	24																		24
1GC010	Adaline W Paul Scholarship Fun	31																		31
1GC011	Jani Smith Memorial Scholarshi	78																		78
1GC014	Alice M Mitchell English Acct	15,493																		15,493
1GC015	Excellence in Teaching Scholar	13,173																		13,173
1GC016	Traditional Jazz Programming F	34,074																		34,074
1GC018	Russell C Wheeler Internationa	4,877																		4,877
1GC019	Presser Scholarship																			-
1GC021	Margaret Carson Hubbard Africa	2,294																		2,294
1GC023	Winthrop L Carter Gift	30,932																		30,932
1GC024	History Dept Gift Account	177,196					(2,887)													174,309
1GC027	Educ Chair Discretionary Gifts	16,229					(100)													16,129
1GC028	Friends of the Museum of Art	235,525					(2,523)													233,002
1GC030	UNH Seacoast Reads	58,191																		58,191
1GC031	Macarthur/simic Writer's Serie	8,172																		8,172
1GC032	William Nicol	14																		14
1GC033	Psychology Department Gifts	13,105																		13,105
1GC035	Donald Steele Classical Music	18																		18
1GC037	Women's Studies General Fund	154,712																		154,712
1GC038	Sheila Clary Memorial Fund	520																		520
1GC040	Museum of Art Advisory Board	21,527																		21,527
1GC042	College of Liberal Arts	539,327					(7,801)													531,526
1GC044	Lindberg Memorial Scholarship	4,906																		4,906
1GC045	Signal/Religious Studies	5,439																		5,439
1GC046	Signal/History	15,249					(106)													15,143
1GC048	RJ Bernier Scenic Arts Sc	7																		7
1GC050	Conover Endowed Fund	17,697																		17,697
1GC051	Try Special Gifts	31,867																		31,867
1GC052	Haaland Gift Fund in Education	16,925																		16,925
1GC054	Whitlock Music Scholarship	610																		610
1GC058	Friends/Performing Arts	475																		475
1GC061	Friends/Musical Theater	25																		25
1GC064	Humanties Challenge 1990	22,320																		22,320
1GC065	Smyth Gifts	13,029																		13,029
1GC066	Gross Prize in Political Scie	472																		472
1GC068	Theater Misc Gifts	25,245																		25,245
1GC069	Music Misc Gifts	25,997																		25,997
1GC070	The Arts Misc Gifts	12,979																		12,979
1GC071	Classics Misc Gifts	13,195																		13,195
1GC072	English Misc Gifts	75,877					(169)													75,708
1GC073	Languages, Literature & Culture	5,886																		5,886
1GC074	German Misc Gifts	502																		502
1GC075	Philosophy Misc Gifts	10,445																		10,445
1GC076	Political Science Misc Gifts	27,503																		27,503
1GC077	Russian Misc Gifts	1,654																		1,654
1GC078	Sociology Misc Gifts	12,410																		12,410
1GC079	Anthropology Misc Gifts	3,513																		3,513
1GC080	Spanish Misc Gifts	4,844																		4,844
1GC081	Gifts-geography	630																		630
1GC082	Ann Pazo Mayberry Fund	7,463																		7,463
1GC084	Rm Ford End Writing Award	1,794																		1,794
1GC086	Grant Carlson Endow Prize Fund	3																		3
1GC087	Thomas Williams Memorial Fund	4,531																		4,531
1GC088	Study of Music	41																		41
1GC089	J H Hanhisalo Music Scholar	4,015																		4,015
1GC090	Hanhisalo Contemporary Music	2,055																		2,055
1GC091	Rogers Piano Scholarship Fund	17																		17
1GC092	Malcolm & Virginia Smith Prize	340					(150)													190
1GC094	Lucha-Burns Musical Theatre Endowmn	13,752																		13,752
1GC096	John D. Batcheller Mem Fund	64																		64
1GC097	Theater Educational Endowment	6,373																		6,373
1GC099	Humanities Center Gifts	5,574																		5,574
1GC101	Elizabeth N Ladd Fund for Musi	144																		144
1GC103	Donald Murray Journalism Lab	9,516																		9,516
1GC106	Winchester Wood Mem Schol Musi	1,880																		1,880
1GC107	Communications Dept Gifts	3,221					(2,353)													868
1GC108	Lucinda & Melvin Smith English	2,594																		2,594
1GC109	Humanities Program Gifts	1,323																		1,323
1GC116	Donald Graves Fellowship Fund	4,935																		4,935
1GC117	Arnold S Linsky Graduate Fund	3,718																		3,718
1GC125	Cola Undergrad Scholarships	46,688																		46,688
1GC126	Cola Graduate Fellowships	7,801																		7,801
1GC127	Shatterly Fund for Education	5,955																		5,955
1GC128	Shatterly Fund for Poli Sci	1,927																		1,927
1GC130	JW Hatch Art Faculty Dev Fund	4,051																		4,051
1GC131	Rutman Grad Fellows-history	20																		20
1GC133	Pitavy Scholarship Fund	3,050																		3,050
1GC136	Justice Works Misc Gifts	120																		120
1GC138	William L Dunfey History Prof	125,317					(400)													124,917
1GC139	Z.dorson Endowed Fund-humaniti	27,318																		27,318
1GC140	Theodore "Tad" Ackman Jr Scholorshi	678																		678
1GC141	Jessie Potter Beck End Schl	97																		97
1GC142	Peterson Carsey Theatre/dance	27,179																		27,179
1GC143	RB and CB Kimball Fac Fellowsh	14,917					(1,000)													13,917
1GC144	Edmund G Miller Fund-English	26,924					(50)													26,874
1GC145	Miller Phi Bta Kappa Award	1,048																		1,048
1GC146	John Hatch Fellowship Fund	5,488																		5,488
1GC149	Stuart Palmer Book Fund	1,168																		1,168
1GC150	Tad Akman Jr-Communication Sch	196																		196
1GC151	John C Rouman Classical Lectur	21,873																		21,873
1GC152	Arthur J Mirabile Scholarship	37																		37
1GC153	Class of 1958 Music Fund	4,774																		4,774
1GC154	Raitt-Wilson Music Scholarship	19																		19
1GC155	Tommy Gallant Scholarship Fund	5,115																		5,115
1GC156	John Rouman Scholarship Fund	2,449																		2,449
1GC158	Terry-Seiler-Verrette Fund	89,533					(244)													89,289
1GC159	Timothy Rogers Scholarship	16,727																		16,727
1GC160	Coe-Hall Deans Scholarship	535																		535
1GC161	Lubow Memorial Scholarship	2,417																		2,417
1GC162	Leland Fund for Performing Art	9,201																		9,201
1GC163	Miriam Carlson Memorial Fund	56																		56
1GC164	John T Holden Memorial Fund	22,394																		22,394
1GC165	Graduate Nonfiction Award	1,131																		1,131
1GC166	Rines Art Exhibition Fund	9,595					(61)													9,534
1GC169	Edmund Miller Art Collection	64,585																		64,585

UNIVERSITY OF NEW HAMPSHIRE DURHAM
DETAILED SCHEDULE OF ASSETS, DEFERRED OUTFLOWS, LIABILITIES, AND NET POSITION
BALANCE AT JUNE 30, 2022

Fund	Fund Name	Cash & Investments	Receivables	Prepaid & Other Current Assets	Property, Plant & Equipment	Deferred Inflows & Outflows	Accounts Payable	Deposits & Unearned Revenues	Accrued Employee Benefits	Pension & Post Retirement Medical	Refundable Government Advances	Asset Retirement and Other Obligations	Deferred Outflows - ARO	Lease Receivable - current portion	Lease Receivable, net of current portion	Deferred inflows - leases/SBITAs	Long-term Leases & SBITAs - current portion	Long-term Leases & SBITAs, net of current portion	Long-term Debt Including Life Income	Total Net Position
1GC170	Killam Humanities Scholarship	5,765																		5,765
1GC171	Mary H Blum End Lecture Series	23,999					(3,011)													20,988
1GC172	Cleveland Howard Choral Music	11,651																		11,651
1GC173	Endowed Fund for Holocaust Educatio	55,829																		55,829
1GC174	Jeanne Brandon Fund for Music	20,473																		20,473
1GC176	William Annis Graduate Schlrshp PO	1,843																		1,843
1GC177	Endowed Fund for Holocaust Educatio	10,359																		10,359
1GC178	Michael Kelly Journalism Scholarshi	3,396																		3,396
1GC179	Paul Chair in Psychology																			-
1GC180	Michael DePorte Eng Dept Book Fnd	6,454																		6,454
1GC181	Michael DePorte Memorial Scholarshi	1,124																		1,124
1GC185	Donald Murray Visiting Journalist P	18,840																		18,840
1GC186	Center for New England Culture End	4,551																		4,551
1GC189	William Wallace Memorial Fund	986																		986
1GC190	Dawkins Prize in Creative Writing	5,521																		5,521
1GC191	Gilberg Davenport Theatre Scholarsh	80																		80
1GC192	Sargent Endowed History Scholarship	3,697																		3,697
1GC193	Patricia Woodbury Memorial Fund	1,437																		1,437
1GC194	Katharine C & Charles H Sawyer Quas	9,391																		9,391
1GC195	John C Edwards Theatre Scholarship	88																		88
1GC196	John Hanlon Memorial Scholarship	483																		483
1GC197	Dion Janetos '39 Fund-Hellenic Stud	11,293					(2,072)													9,221
1GC198	Hoffenberg Fund for Liberal Arts	6,966																		6,966
1GC199	William & Laura Hooper Endowed Fnd	8,337																		8,337
1GC200	Project Search	5,039	8,745																	13,784
1GC202	Steelman History Fellowship Fund	4,281																		4,281
1GC203	Rebecca Jane Lang '04	442																		442
1GC204	Frederick Gates Music Scholarship	43																		43
1GC208	Summer Youth Music School Gifts	38,771					(182)													38,589
1GC210	Rae Martin Emmett Scholarship	49,000																		49,000
1GC211	Natalie S Jacobson Journalism Schol	1,875																		1,875
1GC212	Dr Samuel Hughes '68 Scholarship	8,137																		8,137
1GC213	Carney Resrch-Literacy & Childr Lit	21,629																		21,629
1GC214	Edwin and Mary Scheier Fund	152,665																		152,665
1GC215	Mock Trial Program Gift Fund	37,845																		37,845
1GC217	Capt Benjamin Keating Memorial Fund	1,152																		1,152
1GC219	Frederick Hyde Hibberd 88 Scholrshp	10,571																		10,571
1GC221	Hayes Professorship	312,648					(1,634)													311,014
1GC222	Mary Petrella '57 Schol-English Lit	8,842																		8,842
1GC223	Blanche C Bailey Fund	67																		67
1GC224	Ursula Daley '93 Women's Studies Sc	2,075																		2,075
1GC225	Don Murray Memorial Scholarship	3,980																		3,980
1GC227	Daniel Heartz '50 Endowed Fund	25																		25
1GC228	Woodward Internat'l Drama & Dance	1,350																		1,350
1GC233	Family Research Lab Project Fund	5,665																		5,665
1GC234	CHI Misc Gift Fund	17,521																		17,521
1GC235	Balderacchi Study of Art in Italy	6,402																		6,402
1GC236	John Edwards University Prize Plays	17																		17
1GC238	UNH Music Scholarship Fund	10,355																		10,355
1GC240	Confucius Institute Gift Fund	5,021																		5,021
1GC241	McLean Fund - Journalism Excellence	24,942																		24,942
1GC243	RGSCP Fund	232,686					(1,944)													230,742
1GC244	Peters Professorship in Education	33,750					(1,000)													32,750
1GC246	Rutman Distinguished Lecture Series	48,633																		48,633
1GC248	UNH Arts Initiative Fund	51,198																		51,198
1GC249	Music Initiatives Fund	6,498																		6,498
1GC250	B. Thomas Trout Scholars Fund	17,314																		17,314
1GC251	Daniel Valenza Art Scholarhsip Fund	15																		15
1GC252	Koch Family Schol. - Humanities	5,882																		5,882
1GC254	England Fund for the Museum of Art	10,305																		10,305
1GC255	Prof Donald Steele Music Research	24,150					(305)													23,845
1GC256	Women's Studies Scholarship Fund	228																		228
1GC257	Richard & Miriam Cook Family Schol.	113																		113
1GC258	Italian Studies Gift Fund	851																		851
1GC259	Patricia Power MFA Writing Program	10,826																		10,826
1GC261	UNH Community Literacy Center	173,371																		173,371
1GC262	Nguyen '63 History Fellowship Fund	11,586																		11,586
1GC263	Barbara Anne White Scholarship Fund	2,109																		2,109
1GC264	Davis '64 Fund for Science History	5,478																		5,478
1GC265	Robertson Music Fund	7,259																		7,259
1GC270	Psychology Graduate Support	13,890																		13,890
1GC271	Arlene Kies Enrichment for Piano	9,896																		9,896
1GC272	Chesley Family Fund	14,890																		14,890
1GC273	Jack and Louise Harris Fund	4,225																		4,225
1GC274	Justice Studies Program	54,028																		54,028
1GC275	Mary Frances Kiley Scholarships	2,300																		2,300
1GC276	Janet Ann Christie '71 Scholarship																			-
1GC277	Newkirk Family Fund	7,556																		7,556
1GC279	Andrea Coville '82 Fund	2,465																		2,465
1GC280	Aronson Experiential Learning	17,500																		17,500
1GC281	Crimes Against Children Research Ct	50																		50
1GC282	McCabe Family Scholarship	3,702																		3,702
1GC283	Duane & Joan Whittier Music Fund	271,696					(4,597)													267,099
1GC284	Perkins Family Memorial Scholarship	4,959																		4,959
1GC285	Woodward Internship Opportunity	3,071																		3,071
1GC286	Carl Dawson Graduate Essay Prize	3,304																		3,304
1GC287	Tappe Experiential Education Fund	1,848																		1,848
1GC288	Granite State Dev. Scholars-COLA	32,172																		32,172
1GC289	UNH Youth Symphony Orchestra	250																		250
1GC290	Center on Inclusive Education	17,607																		17,607
1GC291	COLA Diversity Equity & Inclusion	3,650																		3,650
1GC292	International Affairs	77																		77
1GC293	Dean Fund for Music & Studio Arts																			-
1GC294	Budapest Program	9,015																		9,015
1GC295	Pannucci Research Support for CIE	4,865																		4,865
1GC301	Werner Family Holocaust Education	23,237																		23,237
1GC302	Paul Creative Arts Center Fund	4,981																		4,981
1GC303	UNH Wildcat Marching Band Fund	27,658					(12,826)													14,832
1GC304	COLA Career & Professional Success	2,700																		2,700
1GC306	NH Literacy Institutes Fund	3,889																		3,889
1GC309	Civil Discourse Lab Program Fund	130																		130
1GD001	W Edwards Deming Scholarship	3																		3
1GD002	Howard Cope Memor. Scholarship	1,726																		1,726
1GD003	Albert W Diniak Memorial Fund	270																		270
1GD004	Edward Donovan Mem Scholarship																			-
1GD005	Farnham Memorial Scholarship	9																		9

UNIVERSITY OF NEW HAMPSHIRE DURHAM
DETAILED SCHEDULE OF ASSETS, DEFERRED OUTFLOWS, LIABILITIES, AND NET POSITION
BALANCE AT JUNE 30, 2022

Fund	Fund Name	Cash & Investments	Receivables	Prepaid & Other Current Assets	Property, Plant & Equipment	Deferred Inflows & Outflows	Accounts Payable	Deposits & Unearned Revenues	Accrued Employee Benefits	Pension & Post Retirement Medical	Refundable Government Advances	Asset Retirement and Other Obligations	Deferred Outflows - ARO	Lease Receivable - current portion	Lease Receivable, net of current portion	Deferred inflows - leases/SBITAs	Long-term Leases & SBITAs - current portion	Long-term Leases & SBITAs, net of current portion	Long-term Debt Including Life Income	Total Net Position
1GD006	Joseph L Fearer Scholarship	5																		5
1GD007	Herman C Fogg Scholarship Fund	1																		1
1GD008	W. Knox Endowed Scholarship	2																		2
1GD009	S. Morris Locke Scholarship	(39)																		(39)
1GD010	Dr Ruth Peters Memorial Award	3																		3
1GD011	Lester Pratt Grad Scholarship	284																		284
1GD012	Herbert A Scruton Scholarship	11,340																		11,340
1GD013	Lucin/Melvin Smith Scholarship	1																		1
1GD014	Winchester Wood Mem Schol CEPS	591																		591
1GD015	Bailey Prize in Chem	2,848																		2,848
1GD016	Kingsbury Memorial Award	6																		6
1GD017	Vernon Lerch Scholarship	1																		1
1GD018	H M Haendler Org Chemist Award	1																		1
1GD019	Seymour Chemistry Prize Fund	1																		1
1GD020	Bacon Award in Chemical Eng	1																		1
1GD021	Gordon Bassett Scholarship	4																		4
1GD022	Alice M Mitchell - Marine Science	1																		1
1GD023	The Stolworthy Endowment Fund	4																		4
1GD024	Chapman Lecture Fund- Earth Science	1,908																		1,908
1GD025	Champlin Scholarship Fund	3																		3
1GD026	R M Ford Endowed Memorial Fund																			-
1GD027	Harold A Iddles Lecture Fund	38,688																		38,688
1GD028	David Owen Libby Memorial Scho	15,303																		15,303
1GD029	Donald Fox Memorial Scholarshi	5																		5
1GD030	CEPS TECH Fund	377,107					(1,322)													375,785
1GD031	Tappi Scholarship Fund	1,753																		1,753
1GD033	Leon W Hitchcock Award	3,024																		3,024
1GD034	Kauppinen Student Fund																			-
1GD035	James R Lietzel Award in Mathe	(734)																		(734)
1GD036	The Same Scholarship New York	250																		250
1GD037	W. Weaver Memorial Scholarship	25																		25
1GD038	Amax Summer Field Scholarship	352																		352
1GD039	Earth Sciences Gift Account	43,049					(864)													42,185
1GD040	Amer Society of Mechanical Eng	135																		135
1GD041	Computer Science Gift Account	23,131					(300)													22,831
1GD042	Chemical Engineering Gifts	103,304					(1,112)													102,192
1GD043	CEPS Tech Fund Discretionary	950																		950
1GD044	Chemistry Library Gift Account	1,788																		1,788
1GD045	Civil Eng Gift Acct	17,907																		17,907
1GD046	Downer Book Fund For Chemistry	551																		551
1GD049	Electrical Engineering Gifts	30,065																		30,065
1GD054	Marion Mitchell Cutts (payout)	86,476																		86,476
1GD055	ECE Industrial Assoc	1,163																		1,163
1GD056	Ml Langelier Schol Fund	695																		695
1GD057	Frank Block Fund	2,190					(150)													2,040
1GD058	Math Scholarships	9,652																		9,652
1GD059	Leroy F Johnson Schol Fund	33,449																		33,449
1GD060	Balomenos Memorial Fund	17,013																		17,013
1GD061	Earth Sciences Scholarship Fund	1,802																		1,802
1GD066	Donald G O'Brien Fund	14																		14
1GD067	Thomas Anderton Fund	13,048																		13,048
1GD069	Non Linear Dynamics Group	929																		929
1GD070	R Davison Professorship	80,401																		80,401
1GD071	J&RM Kurtz Scholarship	601																		601
1GD072	Waite Professorship	64,570																		64,570
1GD073	Waite Class of 1927 Scholarship	1																		1
1GD075	Hart Scholarships Chemistry Fund																			-
1GD076	R C Kimball Endowed Scholarship	1																		1
1GD077	Math Misc Gifts	133,004																		133,004
1GD078	Physics and Astronomy Gift Fund	22,646																		22,646
1GD086	International Coil Winders Equ	13,469																		13,469
1GD089	ASCE Special Activities Fund	1,865																		1,865
1GD091	Frederick N Walker Jr EE Schol	14																		14
1GD092	Kenneth J Higson Scholarship	520																		520
1GD093	Mech Eng Gift Acct - General	20,606																		20,606
1GD094	Craig A West Memorial Fund																			-
1GD096	Bauer Lindsy Parent Fund	390																		390
1GD097	Me Sae Mini Baja Team	32,153																		32,153
1GD100	Harold M Landers Class of 24 Schol	3																		3
1GD102	Me Moon Buggy Team	15,354																		15,354
1GD104	Clarence&Eleanor Shuttleworth	13,480																		13,480
1GD105	CEPS Undergraduate Scholarship	22,134																		22,134
1GD106	CEPS Graduate Fellowships	3,107																		3,107
1GD107	Shatterly Fund For Engineering	2,863																		2,863
1GD108	Olivette Dussault Hemon Schol	9																		9
1GD109	Lyle Equipment Fund	6,508																		6,508
1GD110	Jere Chase Ocean Eng Lab Fund	7,854																		7,854
1GD112	Gloria & Robert Lyle Professor	13,519																		13,519
1GD113	Robert E Houston Jr Physics Aw	13																		13
1GD114	Barbara G Houston Math Educ Aw	13																		13
1GD116	George & Lina Fisher Endowed F	3,324																		3,324
1GD117	Alexander & Allison Amell Mem	15,538					(3,006)													12,532
1GD118	Jon W.Herndon Grad Scholarship	6,246					(2,000)													4,246
1GD119	Douglas R Woodward Endowment	23																		23
1GD120	Edward & Alice Getchell Schol	215																		215
1GD121	Nat'l Prime Users End Scholr	2,151																		2,151
1GD122	Howell Student Fund Fred Gert	749																		749
1GD123	James Leitzel Scholarship Fund	12,749																		12,749
1GD124	Zocchi Scholars Fund	5																		5
1GD125	John Smith 50 Scholarship Fund	2,850																		2,850
1GD126	Dr A.f. Daggett Endowed Fund	395																		395
1GD127	Ming/Chen Student Support	11,553																		11,553
1GD128	Mike & Bea Dalton Scholarship	1,971																		1,971
1GD131	George Taft Memorial Fund	4																		4
1GD132	Richard St Onge Mem Scholarship	9																		9
1GD134	Clarence & Helen Grant Fellow	3,735																		3,735
1GD137	Morrison Chemistry Dissertation Fnd	(1,000)																		(1,000)
1GD140	Tenho S Kauppinen Scholarship Fund	3																		3
1GD141	Endowed Fund for Mech Engineering	28,392																		28,392
1GD143	Kenneth A Andersen Award	5,827																		5,827
1GD145	Craig West Undergrad. Prof. Dev.	7,891					(1,367)													6,524
1GD146	Chemistry Department Misc Gifts	64,998					(1,347)													63,651
1GD147	Weston - SAME Endowed Scholarship	(1,823)																		(1,823)
1GD148	Norman Grover '35 End. Scholarship	7																		7
1GD149	SAE Gift Fund	24,707																		24,707
1GD150	ENE Undergraduate Degree Program	16,929																		16,929

UNIVERSITY OF NEW HAMPSHIRE DURHAM
DETAILED SCHEDULE OF ASSETS, DEFERRED OUTFLOWS, LIABILITIES, AND NET POSITION
BALANCE AT JUNE 30, 2022

Fund	Fund Name	Cash & Investments	Receivables	Prepaid & Other Current Assets	Property, Plant & Equipment	Deferred Inflows & Outflows	Accounts Payable	Deposits & Unearned Revenues	Accrued Employee Benefits	Pension & Post Retirement Medical	Refundable Government Advances	Asset Retirement and Other Obligations	Deferred Outflows - ARO	Lease Receivable - current portion	Lease Receivable, net of current portion	Deferred inflows - leases/SBITAs	Long-term Leases & SBITAs - current portion	Long-term Leases & SBITAs, net of current portion	Long-term Debt Including Life Income	Total Net Position
1GD151	Norbert Valverde Memorial Scholarsh	2,000																		2,000
1GD152	Whelen Engineering Co. Scholarship	322,122																		322,122
1GD153	Roland Burlingame Scholarship Fund	8																		8
1GD157	Phillips Family Fund for Engineerin	7																		7
1GD158	Theodore Meinelt Scholarship Fund	9																		9
1GD160	Cmdr & Katherine Martyn End. Fund	3,811																		3,811
1GD163	Mechanical Eng. Senior Projects	60,042																		60,042
1GD164	George&Dorothy Galanes Scholarship	529																		529
1GD165	Philip L Hall Endowed Fund	9,488																		9,488
1GD166	Dr. Feng-Sheng Yan Memorial Award	109																		109
1GD168	Chemistry Undrgrad. Research Fellow	3,634																		3,634
1GD169	Peter G. Markos Chemistry Endowment	34																		34
1GD170	LaMattina Organic Chem Rsrch Fellow	(5)																		(5)
1GD171	LaMattina Family Graduate Lecturesh	23,136																		23,136
1GD173	Hamel Construction Group Scholarshi	18																		18
1GD175	Hach Chemistry Teacher Scholarship	10,200																		10,200
1GD176	ECE Energy Lab Fund	134																		134
1GD178	Prof Nordgren Research Fellowship	25,220																		25,220
1GD179	Engineers without Borders - UNH	24,361																		24,361
1GD180	Karen Von Damm Memorial Scholarship	5																		5
1GD181	Computer Science Undergrad Research	7,081																		7,081
1GD182	CEPS Student Project Fund	9,298																		9,298
1GD183	M Evans Munroe Lecture/Math	17,545																		17,545
1GD185	Ctr for Spills in the Environment	17,729																		17,729
1GD186	Dorothy Kittredge Memorial Fund	601																		601
1GD187	James D Morrison Early Career Award	62,418					(155)													62,263
1GD188	Gregory Jansen '81 Field Studies Fn	16,908																		16,908
1GD189	Bothner Earth Sciences Field Trips	11,127																		11,127
1GD190	Mary Papastavros '60 Chemistry Fund	2,906					(458)													2,448
1GD191	Charles M:son Gewertz Scholarship	10																		10
1GD192	Cole '76 & Bemis '79, '89G Schol	9																		9
1GD193	Pedro A. de Alba Scholarship Fund	2,761																		2,761
1GD195	Karen Von Damm Student Research Fnd	38,290																		38,290
1GD196	Marty Richmond Lecture Series Fund	7,754																		7,754
1GD197	Dr. George Wildman '57 Scholarship	18																		18
1GD198	Peter & Paula Vosotas Family Schol	1																		1
1GD199	Barry A. Billings E.E. Scholarship	7,000																		7,000
1GD200	Prof. James M.E. Harper Fellowship	22,023																		22,023
1GD201	Advanced Manufacturing Center Fund	35,131																		35,131
1GD202	Society of Women Engineers Gifts	10,968																		10,968
1GD203	Karen Von Damm Faculty Excellence	43,172																		43,172
1GD204	Northrop Grumman -Grad Student Fund	15,733																		15,733
1GD205	Construction & Project Mgmnt Fund	25,000																		25,000
1GD206	Civil-Environmental Eng Scholarship	5,106																		5,106
1GD207	Joe & Nancy Paterno Endowed Schol.	16																		16
1GD209	Tech Camp Gift Fund	48,590					(336)													48,254
1GD210	Northeast Cyber Sec Comp Gift Fund																			-
1GD211	Kingsbury Hall Equipment Fund II	6,211																		6,211
1GD212	J Smith '50 CEPS Student Project Fd	13,256																		13,256
1GD213	Dinesh Thakur Schol-Bioengineering																			-
1GD214	Christopher Kelley Memorial Schol.	4																		4
1GD217	Organic Syntheses Gift Fund	56,258																		56,258
1GD218	New England Fall Astronomy Festival	2,363																		2,363
1GD219	Diamond Casting & Machine Schol.	21																		21
1GD221	Michael S. Blanchette Scholarship	6																		6
1GD222	Geokon Civil Engineering Scholarshp	1																		1
1GD223	Pushpa Desai Patel Memorial Fund	2																		2
1GD224	Philip Anderson '56 Chem Eng. Schol	2																		2
1GD225	Lambert-Edwards Chemistry Fellowshp	2,833																		2,833
1GD226	Lambert Chemistry Fellowship	1																		1
1GD227	CEPS Outreach Activities	3,826																		3,826
1GD228	Tech Camp Global Reach Intiative																			-
1GD229	JOAMC -Manufacturing Center	27																		27
1GD230	Skliutas Family Endowment	418																		418
1GD231	Prof. N. Chasteen Graduate Fellows	555																		555
1GD232	Karen Harrower Earth Sci. Research	4,078																		4,078
1GD234	Glenice Dearborn Scholarship Fund	1,814																		1,814
1GD235	AIChE Gifts																			-
1GD237	2017 IBM Faculty Award-Marek Petril	30,000																		30,000
1GD238	Gary R. Weisman Scholarship	1																		1
1GD239	Twaddle Meritorius Scholarship	6																		6
1GD240	Rudi Seitz Scholarship	(650)																		(650)
1GD241	Ed '83 & Karri '84 Olefirowicz Fund	17,823																		17,823
1GD242	David W. & Marion S. Ellis Fund	179																		179
1GD245	JOAMC General Support	9,280						(50)												9,230
1GD246	Hamel Civil Engineering Scholarship	5,000																		5,000
1GD247	Kingsbury Sisters Scholarship Fund	4																		4
1GD248	Lange & Rainville Math Scholarship	1																		1
1GD249	Dr. Paul Jones Scholarship	7,000																		7,000
1GD250	Johnson & Johnson loT Fund	8,981																		8,981
1GD251	Laroche-Kearns Family Scholarship	36,346																		36,346
1GD252	Lewis Knight Scholarship	6,492																		6,492
1GD253	Richard & Susan Dane Scholarship	10,000																		10,000
1GD254	Chemistry - Alpha Chi Sigma	306																		306
1GD255	CEPS Career & Professional Success	430																		430
1GD256	CEPS Career Center	61,347																		61,347
1GD257	CEPS Students ROCK Scholarship	15,000																		15,000
1GD258	David Walsh Graduate Chemistry Fund	11,373																		11,373
1GD259	CEPS Career Counseling and Outreach	1,717																		1,717
1GD260	Margaret F. Rizza '16 Scholarship	10,000																		10,000
1GD261	Civil & Env Eng - Student Projects	1,038																		1,038
1GD262	Dinah Whipple STEAM Academy	16,045						(53)												15,992
1GD264	Scharfe Innovation Scholars Program	25,000																		25,000
1GD266	Davis Scholarship Fund	10,000																		10,000
1GD267	UNH Observatory Fund	525																		525
1GD270	Bates Chemical Engineering Sch	5,000																		5,000
1GD271	Bob Henry Student Assistance Fund	12,401																		12,401
1GD272	Hewins Family Engineering Sch	5,000																		5,000
1GD273	EVO - Electric Vehicle Organization	695																		695
1GD276	CEE Alumni Conference Fund	4,512																		4,512
1GE001	William Cushing Memorial Schol	2,209																		2,209
1GE002	John A. Beckett Writing Prize	12,504																		12,504
1GE003	James R Carter Professorship	145,777																		145,777
1GE004	Carroll M Degler Endowed Lecture	40,539																		40,539
1GE005	Hollis E Harrington Sr Fund	15,879																		15,879
1GE007	Jan Clee Gift Fund	19,586																		19,586

UNIVERSITY OF NEW HAMPSHIRE DURHAM
DETAILED SCHEDULE OF ASSETS, DEFERRED OUTFLOWS, LIABILITIES, AND NET POSITION
BALANCE AT JUNE 30, 2022

Fund	Fund Name	Cash & Investments	Receivables	Prepaid & Other Current Assets	Property, Plant & Equipment	Deferred Inflows & Outflows	Accounts Payable	Deposits & Unearned Revenues	Accrued Employee Benefits	Pension & Post Retirement Medical	Refundable Government Advances	Asset Retirement and Other Obligations	Deferred Outflows - ARO	Lease Receivable - current portion	Lease Receivable, net of current portion	Deferred inflows - leases/SBITAs	Long-term Leases & SBITAs - current portion	Long-term Leases & SBITAs, net of current portion	Long-term Debt Including Life Income	Total Net Position
1GE008	W Patrick Carlson Memorial Fund	3,110																		3,110
1GE009	PAUL - Hospitality Mgmnt Program	18,276																		18,276
1GE010	Paul College of Business & Econ.	181																		181
1GE011	Associates Fund	8																		8
1GE012	Vinnicombe Endowed Fund	4,984																		4,984
1GE015	Paul Holloway Prize Fund	176,840																		176,840
1GE017	Va Paul Dee Professorship	12,352																		12,352
1GE018	Ellen Mae Greenaway Scholarship	140																		140
1GE020	Assn Students Econ & Business	370																		370
1GE022	Elizabeth Bogan Economics Prize	15,897																		15,897
1GE025	Atkins Investment Group	386,272																		386,272
1GE026	Albin Entrepreneurship Fund	66,779					(8,018)													58,761
1GE027	C Donald Mckelvie Econ Schship	1,228																		1,228
1GE028	Small Business Development Gift	222,933					(4,093)													218,840
1GE029	Entrepreneurial Leadership	53																		53
1GE031	PAUL College Scholarships	82,087																		82,087
1GE033	Mel Sandler Recognition Award	507																		507
1GE034	Harrington Jr Scholarship	3,557																		3,557
1GE035	Charles F Johnson Fund	87																		87
1GE036	Mel Rines Student Angel Investment	167,798																		167,798
1GE037	Reginald F Atkins Chair	178,777																		178,777
1GE040	Gardner Wales Scholarship Fund	21																		21
1GE041	J. Bonnie Newman Endowed Schol.	14																		14
1GE043	Nelson Fund for Business Innovation	25,579																		25,579
1GE044	Serve-A-Thon Gift Fund	880																		880
1GE045	Rosenberg Ctr - Internat'l Franchis	71,801																		71,801
1GE046	Corporate Roundtable Program	4,127																		4,127
1GE047	Jeffrey Castro Memorial Scholarship	873																		873
1GE048	Sandy Crimmins Memorial Fund	102																		102
1GE050	Grad Bus Club Discretionary Fn	966																		966
1GE054	Edward & Selma Bacon Simon Fund	1,427																		1,427
1GE056	Accounting & Finance Gift Fund	9,703																		9,703
1GE059	Center for Venture Research Gft Fnd	34,138																		34,138
1GE060	Dwayne Wrightsman Prof./Finance	20,684																		20,684
1GE061	Hospitality Mgmt Student Developmnt	21,438																		21,438
1GE062	Gillespie '77G Graduate	3,648																		3,648
1GE063	Raymond Goodman Stdnt Exclnce Award	500																		500
1GE064	Paul Scholars - Jude Blake Fund	52																		52
1GE065	Club Managers Association Gift Fund	300																		300
1GE066	Nassikas Fund-Hospitality Education	7,461																		7,461
1GE067	JA Hogan Distinquished Visiting Pro	107,833																		107,833
1GE068	MSA Scholarship Fund	5,085																		5,085
1GE069	Marketing Department Gift Fund	12,436																		12,436
1GE070	UNH Hospitality Mgmnt Faculty Dev.	10,302																		10,302
1GE071	UNH Hospitality Mgmnt Initiatives	20,691																		20,691
1GE072	Rhoda Hogan Endowed Scholarship	85																		85
1GE073	Roberta Bartlett Scholarship Quasi	50																		50
1GE074	Paul Research Development Fund	130																		130
1GE076	Joseph '79 & Marcia H Carter Schol	16																		16
1GE077	Alan M. Freedman Gfit Fund	829																		829
1GE078	Friends of MSA Program	60,079																		60,079
1GE080	UNH Hosp Mgt Int'l Stud Diversty	444																		444
1GE081	Scott Dionne Grad Fellowship/Acctng	1,742																		1,742
1GE082	Gift Fund-Hospitality Gourmt Dinner	1,117																		1,117
1GE083	EcoGastronomy Program Gift Fund	2,327																		2,327
1GE084	MBA Program Gift Fund	1,127																		1,127
1GE085	Todd Huntington Crockett Scholarshp	1,740																		1,740
1GE086	Lai Family Foundation Scholarship	2,260																		2,260
1GE087	Carlton L. Reed Scholarship Fund	17																		17
1GE088	James E. Freeman Scholarship Fund	17																		17
1GE095	Hospitality Management Scholarship	1,783																		1,783
1GE096	UNH Sales Club	32																		32
1GE099	Paul Fund for Innovation	793,216		17,150			(5,325)													805,041
1GE100	Center for Family Business	689					(40)													649
1GE101	Daniel A. Raizes Scholarship Fund	184																		184
1GE102	UNH Sales Center of Excellence	267,140					(100)													267,040
1GE103	Hospitality Advisory Board Gifts	16,639																		16,639
1GE104	Durocher Hospitality Mgmnt Schlship	499																		499
1GE105	Alan Weinstein Student Leadership	9,666																		9,666
1GE106	Hospitality Mgmnt Program - Walsh																			-
1GE107	Investment Banking Opportunity Fund	10,000																		10,000
1GE108	Dunkin' Brands for RIFC	181,089																		181,089
1GE110	Peter T. Paul Scholars Fund	591,548																		591,548
1GE111	Dean's Internship Opportunity Fund	115,954																		115,954
1GE112	PAUL Scholarships for Excellence	150,458																		150,458
1GE113	First Year Innovation Research	1,345																		1,345
1GE114	The Collins FIRE Fund	42,586																		42,586
1GE115	Kevin Knarr Scholarship for Excelle	117																		117
1GE116	Goodwin Family Scholarship	514																		514
1GE117	Choice Hotels International																			-
1GE118	Rines Angel Investment Holding Fund	36,500																		36,500
1GE119	Todd Crockett Faculty Award-Econ																			-
1GE120	Saxbys First Generation Scholarship	497																		497
1GE121	Maxine Mazur '78 Women's Leadership	13,148																		13,148
1GE122	Paul & Marianne Houghton Scholarshp	2,275																		2,275
1GE123	PAUL-Bernard Runser '63 Scholarship	1,637																		1,637
1GE124	RAF Program Support	25,811																		25,811
1GE125	Dr. Ahmad Etebari MBA Scholarship	7,622																		7,622
1GE126	Rutman Leadership Fellows	791,097																		791,097
1GE127	Rutman Och Women's Leadership	462,672																		462,672
1GE128	Wilson Hospitality Scholarship	20,469																		20,469
1GE129	BiP Experiential Learning Lab	188,982					(455)													188,527
1GE130	Shaughnessy Family Scholarship	10,160																		10,160
1GE131	Walsh Family Scholarship	39,500																		39,500
1GE132	Haas Family Scholarship	7,369																		7,369
1GE133	Emily Knarr Graduate Accounting Sch	11,919																		11,919
1GE134	Analysis of Time Series Data																			-
1GE135	Goodridge Kopp Schol for Excellence	287																		287
1GE136	Sorensen Social Innovation Interns	2,821																		2,821
1GE137	Bernard Grochmal Jr '64 Scholarship	(10,000)																		(10,000)
1GE138	Paul College-Graduate Scholarships	61,141																		61,141
1GE139	Peter T. Paul Financial Policy Ctr	1,171																		1,171
1GE140	Economics	35																		35
1GE141	Hurley Fund for Women's Leadership	641																		641
1GE142	J&K Turner Internship Opportunity	2,532																		2,532
1GE143	Granite State Dev. Scholars-PAUL	32,000																		32,000

UNIVERSITY OF NEW HAMPSHIRE DURHAM
DETAILED SCHEDULE OF ASSETS, DEFERRED OUTFLOWS, LIABILITIES, AND NET POSITION
BALANCE AT JUNE 30, 2022

Fund	Fund Name	Cash & Investments	Receivables	Prepaid & Other Current Assets	Property, Plant & Equipment	Deferred Inflows & Outflows	Accounts Payable	Deposits & Unearned Revenues	Accrued Employee Benefits	Pension & Post Retirement Medical	Refundable Government Advances	Asset Retirement and Other Obligations	Deferred Outflows - ARO	Lease Receivable - current portion	Lease Receivable, net of current portion	Deferred inflows - leases/SBITAs	Long-term Leases & SBITAs - current portion	Long-term Leases & SBITAs, net of current portion	Long-term Debt Including Life Income	Total Net Position
1GE144	PAUL College - Management	214																		214
1GE145	PAUL College - Decision Sciences	1,882																		1,882
1GE146	PAUL College - Business Analytics	29,833																		29,833
1GE147	PAUL-Negotiation & Team Resources	14,769																		14,769
1GE149	PAUL College - DEI Initiatives	6,409																		6,409
1GE150	Paul Griffin Scholarship Fund	10,000																		10,000
1GE153	Peterman Family Scholarship Fund	19,445																		19,445
1GE154	Morrison Faculty Fellowship	55,902																		55,902
1GE155	Tom and Tanya Hayes Scholarship	18																		18
1GE157	Avondoglio Perona Farms Scholarship	5,000																		5,000
1GE159	Atkins Investment Grp Program Fund	16,679																		16,679
1GE161	Dodier Business in Practice Fund	46,992																		46,992
1GE163	MSA Scholarship Fund	145																		145
1GF001	Gerald L Smith Scholarship Fund	(4,509)																		(4,509)
1GF002	Robert James Mitchell & Mary E	216																		216
1GF003	Rand-Stearns Professorship	67,788																		67,788
1GF005	Recreation Management &Policy Gifts	6,873																		6,873
1GF006	Occupational Therapy Gifts	98,015																		98,015
1GF007	College of Health & Human Svcs	11,300																		11,300
1GF008	Hamilton Putnam Scholarship	987																		987
1GF009	Health Studies Scholarships	(353)																		(353)
1GF010	Child/Family Center Fund	39,748																		39,748
1GF011	Nursing Gifts	213,584																		213,584
1GF012	Marriage/Family Therapy Clinic	1,083																		1,083
1GF013	Gifts & Social Work	7,136																		7,136
1GF015	Daniel B & Beatrice N Rogers	11,654																		11,654
1GF018	James V Derby 41 Mem Fund	571																		571
1GF019	Marion Beckwith Fund	3,120																		3,120
1GF020	Kinesiology Gift Account	6,642																		6,642
1GF021	Playground	124																		124
1GF023	Virginia and David Steelman Fund	(1,498)																		(1,498)
1GF024	Health&Human Services Scholarship	1,656																		1,656
1GF025	Marc Hillers Ethics Fund	109																		109
1GF028	The Northeast Passage Fund	266,474					(108)													266,366
1GF029	The McKerley Hi-Tech Classroom	4,679																		4,679
1GF030	The Leap Program Fund	1,184																		1,184
1GF031	HHS Graduate Fellowships	1,875																		1,875
1GF036	Robin D Gorsky Scholarship Fund	481																		481
1GF037	Sackett Professorship	64,700																		64,700
1GF040	OT 50th Anniv Fund/UROP	510																		510
1GF041	Goroff Social Work Payout Fund	38,913																		38,913
1GF042	Dean Roger A Ritvo Award Fund	(728)																		(728)
1GF044	JV Hiller Kinesiology Scholarship	8,386																		8,386
1GF045	Grimes Family Fund	19,034																		19,034
1GF046	Dakin Family Scholarship Fund	227																		227
1GF048	Family Studies Student Org Fund	872																		872
1GF051	Maureen Neistadt Scholarship	288																		288
1GF052	Browne Center Misc Gift Acct	26,801																		26,801
1GF056	Keough Northeast Passage Fund	34																		34
1GF057	PED club	2,088																		2,088
1GF060	Health Mgmnt & Policy Gift Fund	41,224																		41,224
1GF061	Family Studies Gift Fund	19,755																		19,755
1GF062	Communication Sciences & Disorders	38,588																		38,588
1GF063	England Family Fund	76,572																		76,572
1GF065	IOD Leadership Series Gift Fund	39,099					(599)													38,500
1GF067	Pauline Soukaris Memorial Scholarsh	465																		465
1GF069	Institute on Disability General Fun	113,760					(8)													113,752
1GF070	Brooks - Lord Nursing Scholarship	107																		107
1GF073	NEP Rugby Team	25,143																		25,143
1GF075	Ann Manchester Kelley Schol-Nursing	44																		44
1GF076	Kennett & Patricia Kendall Endowmen	358																		358
1GF079	Inst for Health Policy&Practice	9,052																		9,052
1GF080	IOD -Inclusive Communities Projects	4,377																		4,377
1GF081	Northeast Passage Sled Hockey	15,937																		15,937
1GF083	SATO Gift Fund	2,227																		2,227
1GF084	Jeffrey C Salloway Award	500																		500
1GF085	Athletic Training Lab Gift Fund	2,855																		2,855
1GF086	HMP Student Advancement Fund	27,466																		27,466
1GF087	Graduate Social Work Program	125																		125
1GF088	O.T. Faculty Support Fund	2,818																		2,818
1GF089	Chace '11 Fund for Athlete Develpmt	3,797																		3,797
1GF090	NH Citizens Health Initiative	47,935																		47,935
1GF091	Family Connections Centers	1,520																		1,520
1GF095	Center for Professional Excellence	22,010																		22,010
1GF096	John Smith '50 Northeast Passage Fd	287																		287
1GF097	Anna Catherine Clark Schol - CHHS	170																		170
1GF098	Dinesh Thakur Schl-Health Analytics	8,300																		8,300
1GF099	Hardy Undergraduate Research Award	3,009																		3,009
1GF100	NEP - Power Soccer Program	23,723					(2,925)													20,798
1GF101	Robert Jolley Scholarship Fund	3,860																		3,860
1GF102	O.T. Fieldwork Scholarship Fund	108																		108
1GF103	Sharon B. Murphy Scholarship	99																		99
1GF104	Robert Kertzer Scholarship Fund	14,289																		14,289
1GF105	Behavioral Health Integration- NHCF																			-
1GF106	LEND Program - IOD	4,829																		4,829
1GF107	UP Scholarship	6,899																		6,899
1GF108	The Collins NEP Fund	12,480																		12,480
1GF109	Robert Aurilio Scholarship Fund	6,013																		6,013
1GF110	Outdoor Behavioral Health	1,857																		1,857
1GF111	Beth Stewart Memorial Fund	1,714																		1,714
1GF112	Tucker Center for All Athletes	620,820																		620,820
1GF113	Prg Neuroscience & Behavioral Hlth	14,281																		14,281
1GF114	Duke of Edinburgh Internat'l Award	7,096																		7,096
1GF116	Ned Helms Scholarship	621																		621
1GF118	Gravink Family Fund	171					(644)													(473)
1GF121	NEP - Student Worker Program	17,070																		17,070
1GF122	Institute on Disability - UNH-4U	99,174																		99,174
1GF124	Neil Vroman Student Engagement Awrd	(3,270)																		(3,270)
1GF125	Annie Forts Up Syndrome Leadership	19,888																		19,888
1GF126	Dr. L R Bergeron '73 Scholarship	428																		428
1GF127	Eleanor Huntington Nursing Scholars	240																		240
1GF128	Equine Assisted Programming	4,634																		4,634
1GF130	Center for START	152,830					(7,500)													145,330
1GF131	Outdoor Pursuits	289																		289
1GF132	Community Collaborations	11,807																		11,807
1GF133	Demonstration Home Lab	6,656																		6,656

UNIVERSITY OF NEW HAMPSHIRE DURHAM
DETAILED SCHEDULE OF ASSETS, DEFERRED OUTFLOWS, LIABILITIES, AND NET POSITION
BALANCE AT JUNE 30, 2022

Fund	Fund Name	Cash & Investments	Receivables	Prepaid & Other Current Assets	Property, Plant & Equipment	Deferred Inflows & Outflows	Accounts Payable	Deposits & Unearned Revenues	Accrued Employee Benefits	Pension & Post Retirement Medical	Refundable Government Advances	Asset Retirement and Other Obligations	Deferred Outflows - ARO	Lease Receivable - current portion	Lease Receivable, net of current portion	Deferred inflows - leases/SBITAs	Long-term Leases & SBITAs - current portion	Long-term Leases & SBITAs, net of current portion	Long-term Debt Including Life Income	Total Net Position
1GF134	Community Program & Research	6,933																		6,933
1GF135	VF Outdoor LLC	30,000																		30,000
1GF136	Nancy Holt Talbot OT Scholarship	519																		519
1GF137	Assistive Technology																			-
1GF138	Dallaire O.T. Scholarship	3,200																		3,200
1GF139	Ann Kelley Great Nurses Scholarship	60,100																		60,100
1GF140	NEP Living Innov. Transport. Fund	4,284																		4,284
1GF143	Nakos Family Scholarship Fund	21,000																		21,000
1GF144	Homer Sled Hockey Fund	19,743																		19,743
1GF145	Clinical, Fieldwork, Internship Fun	1,311																		1,311
1GF146	Jellinek Family Fieldwork Fund-NEP	33,424																		33,424
1GF147	Stebbins Scholarship Fund	23																		23
1GF148	IEHSS Program Fund	180																		180
1GF149	Psych-Mental Health Educ Fd-Nursing	9,648																		9,648
1GF150	Heine Family Fund for NEP	49,918																		49,918
1GF152	Priscilla Pancoast '68 Scholarship	25,000																		25,000
1GG002	Class of 1929	(432)																		(432)
1GG013	Class 1936 End/Cult Enrich	43,716																		43,716
1GG018	UNH - Wildcat Santa	787																		787
1GG021	Womens Com Books on Diversity																			-
1GG023	Henderson Memorial Carillon Ma	569																		569
1GG028	Alumni Center Annual Gifts Mai	21,952																		21,952
1GG039	H T Heath Endow - Ben Thompson	3,701																		3,701
1GG042	Amsaa Prize	6,499																		6,499
1GG044	Class 1941 Junior Class Award	1,446																		1,446
1GG050	Alumni Golf Tournament Fund	42,675																		42,675
1GG052	UNH Alumni Scholars Fund	21,062																		21,062
1GG096	Class of 1961																			-
1GG100	Class of 1965 Treasury Fund	2,148																		2,148
1GG105	Class of 1970																			-
1GG113	Class of 1978	8,230																		8,230
1GG115	Class of 1980	6,233																		6,233
1GG124	Class of 1989																			-
1GG125	Class of 1990																			-
1GG126	Class of 1991	3,036																		3,036
1GG127	Class of 1992																			-
1GG128	Class of 1993	7,532																		7,532
1GG129	Class of 1994																			-
1GG130	Class of 1995	2,727																		2,727
1GG131	Class of 1996	6,338																		6,338
1GG145	Class of 2005 Reunion Fund																			-
1GG149	Durham: It's Where U Live Scholarsh	16,171																		16,171
1GG152	Class of 2006 Reunion Fund																			-
1GG156	Class of 1953 Treasury Fund	2,034																		2,034
1GG157	Class of 1964 Treasury Fund	5,084																		5,084
1GG158	Class of 2007 Reunion Fund																			-
1GG160	Class of 1975 Treasury Fund	2,911																		2,911
1GG162	Class of 2008 Reunion Challenge Fun																			-
1GG164	Winch Fund for the Alumni Assoc																			-
1GG165	Class of 2009 Reunion Fund																			-
1GG166	Class of 1957 Treasury Fund																			-
1GG167	Class of 1984 Treasury Fund	8,034																		8,034
1GG168	Class of 1959 Treasury Fund	1,004																		1,004
1GG169	Class of 1954 Treasury Fund	1,021																		1,021
1GG170	Class of 1971 Treasury Fund	2,715																		2,715
1GG171	Class of 2010 Reunion Fund																			-
1GG172	Class of 1960 Treasury Fund																			-
1GG173	Pease Greeter Scholarship	2,635																		2,635
1GG174	David Ellsworth Davis-NH Scholarshp	2,592																		2,592
1GG175	Class of 1962 Fund																			-
1GG176	Gregg Sanborn Alumni Golf Schol.	13,079																		13,079
1GG177	UNH Alumni Association Program Fund	18,586																		18,586
1GG180	Class of 1963 Fund	844																		844
1GG181	Alumni Association Tuition Award	12,854						(3,925)												8,929
1GG184	UNH Tolerance Programming Fund	23,079																		23,079
1GG185	Prudential Inclusive	1,025																		1,025
1GG186	Educational Talent Search Gifts	76,090																		76,090
1GG189	Alumni EAC Capital Fund Class of 42	131,438																		131,438
1GG190	UNH Alumni Networking Events	7,955																		7,955
1GG191	603 Challenge Underwriters Fund	6,374																		6,374
1GG193	Rudman Public Forum Series	20,000																		20,000
1GG195	Class of 1966 Fund																			-
1GG199	The Kidder Fund for LGBTQ+ Support	10,041																		10,041
1GG200	DEI - Strategic Initiatives	49,681																		49,681
1GG203	UNH Alumni Programming																			-
1GG205	President's Strategic Initiatives	898,193																		898,193
1GG206	UNH Mini Dorms - Alumni & Friends	307																		307
1GG207	Wanda Mitchell Diversity Recruitmnt	8,675																		8,675
1GG209	UNH Cats' Cupboard (Food Pantry)	2,262																		2,262
1GJ002	SAFO Miscellaneous Gifts	8,158																		8,158
1GJ003	WUNH Marathon	28,539																		28,539
1GJ006	Student Life Gift Fund																			-
1GJ023	Safety Services Support Fund																			-
1GJ026	Alternative Break Challenge	680																		680
1GJ032	MUB Fund Raising/gift Account	276																		276
1GJ034	Class of 29 Mub Living Room	2,867																		2,867
1GJ035	MUB Gifts	15,266																		15,266
1GJ041	Student Affairs Programming	553																		553
1GJ042	Recreation Development Fund	84,881																		84,881
1GJ043	Friends of N. Hamp. Crew	402																		402
1GJ044	Frederick C Walker Fund	10,102																		10,102
1GJ045	Men's Golf	2,334																		2,334
1GJ047	Cycling Club	21,309																		21,309
1GJ048	Fencing Club	19,000																		19,000
1GJ049	Judo Club	21,688																		21,688
1GJ051	Sailing Club	57,268																		57,268
1GJ052	Triathlon Club																			-
1GJ053	Volleyball Club Men	2,718																		2,718
1GJ054	Volleyball Club Women	829																		829
1GJ055	Woodmens Club	12,188																		12,188
1GJ056	Tae Kwon Do Club	3,672																		3,672
1GJ058	UNH Rowing Club - Men's	23,484																		23,484
1GJ059	Rugby Club	16,252																		16,252
1GJ060	The Darling Fund	16,610																		16,610
1GJ062	Friends of UNH Sailing	5,589																		5,589
1GJ064	Figure Skating Club	3,778																		3,778

UNIVERSITY OF NEW HAMPSHIRE DURHAM
DETAILED SCHEDULE OF ASSETS, DEFERRED OUTFLOWS, LIABILITIES, AND NET POSITION
BALANCE AT JUNE 30, 2022

Fund	Fund Name	Cash & Investments	Receivables	Prepaid & Other Current Assets	Property, Plant & Equipment	Deferred Inflows & Outflows	Accounts Payable	Deposits & Unearned Revenues	Accrued Employee Benefits	Pension & Post Retirement Medical	Refundable Government Advances	Asset Retirement and Other Obligations	Deferred Outflows - ARO	Lease Receivable - current portion	Lease Receivable, net of current portion	Deferred inflows - leases/SBITAs	Long-term Leases & SBITAs - current portion	Long-term Leases & SBITAs, net of current portion	Long-term Debt Including Life Income	Total Net Position
1GJ065	Women's Rugby Club	2,758																		2,758
1GJ066	UNH Dance Club	5,206					(3,135)													2,071
1GJ067	Skate Boarding Club																			-
1GJ068	Men's Lacrosse	2,849																		2,849
1GJ069	Friends of Golf																			-
1GJ070	Snowboarding Club	13,478																		13,478
1GJ071	Archery Club	8,566																		8,566
1GJ072	UNH Homecoming Road Race	9,015																		9,015
1GJ074	Wrestling Club	21,297																		21,297
1GJ075	Baseball Club	2,603																		2,603
1GJ085	Women's Softball	7,137																		7,137
1GJ091	MUB Programming and Student Activ	22,149																		22,149
1GJ092	Inter-Varsity Christian Fellowship	455																		455
1GJ094	UNH Rifle Club	11,851																		11,851
1GJ097	Harley Scholarship Fund	37,283																		37,283
1GJ098	Men's Ice Hockey Club	10,973																		10,973
1GJ099	Students for Choice Fund	664																		664
1GJ100	The Ken Pope Scholarship Fund	11,032																		11,032
1GJ101	Nat'l Society for Collegiate Schola																			-
1GJ103	Not Too Sharp Acappella Club Gifts	925																		925
1GJ104	Alabaster Blue Acapella Gift Fund	8,298																		8,298
1GJ105	Project Sunshine Fund	3,402																		3,402
1GJ107	New Hampshire Outing Club	1,106																		1,106
1GJ112	Student to Student Dialogue Fund	459																		459
1GJ113	SAGE Gift Fund																			-
1GJ116	UNH College Republicans Gift Fund	550																		550
1GJ119	Robotics Club Gift Fund	846																		846
1GJ122	UNH Rowing Club - Women's	30,454																		30,454
1GJ123	Friends of UNH Tennis	7,898																		7,898
1GJ124	UNH Nordic Ski Club-Misc. Gifts	286																		286
1GJ126	Kelly Quinn Gode Fund for Crew	5,459																		5,459
1GJ127	UNH Climbers Club	6,482																		6,482
1GJ128	UNH Energy Club Gift Fund	116																		116
1GJ131	Men's Ultimate Frisbee Club	6,619																		6,619
1GJ132	Women's Ultimate Frisbee Club	6,406																		6,406
1GJ133	Women's Lacrosse Club Gift Fund	2,985																		2,985
1GJ142	Electronic Dance Music Association																			-
1GJ144	UNH Crew-Spring Training Trip	2,075																		2,075
1GJ146	Wildcat Marching Band Color Guard	1,917																		1,917
1GJ149	Class of 2012 Gift for Wellness																			-
1GJ151	Native American Cultural Assoc.	686																		686
1GJ153	Campus Rec Student Development	25,635																		25,635
1GJ154	Alpha Phi Omega Gift																			-
1GJ155	NH Gentlemen A Capella Gift Fund	837																		837
1GJ158	Women's Club Hockey Gift	12,668																		12,668
1GJ160	Circle K Club	105																		105
1GJ162	UNH Black Student Union	20																		20
1GJ163	TNH Gift Fund	903																		903
1GJ164	Best Buddies UNH	316																		316
1GJ165	Alliance Club	595																		595
1GJ170	Model United Nations Student Org.	4,091																		4,091
1GJ172	Parents - Student Armed Forces Asso	14																		14
1GJ173	National Assoc. for Music Education	154																		154
1GJ174	Women in Business Conference	4,005																		4,005
1GJ175	Students for Life	250																		250
1GJ176	Student Occupational Therapy Assoc	199																		199
1GJ177	NH Notables	7,580																		7,580
1GJ179	UNH Students for Global Health	1,326																		1,326
1GJ180	UNH Rec Center Club Sports	11,920					(3,550)													8,370
1GJ181	Arnold Air Society - Air Force ROTC	1,494																		1,494
1GJ182	NALA	1,343																		1,343
1GJ183	Assoc. of Exercise Science Students																			-
1GJ185	MOS:DEF	3,951																		3,951
1GJ186	Cat Pack Captains	3,140																		3,140
1GJ189	AS-Biochemistry & Molecular Biology	416																		416
1GJ192	Phi Sigma Biological Honor Society	210																		210
1GJ193	Students of Social Work Club	834																		834
1GJ194	Exploration & Development of Space	1,837																		1,837
1GJ195	Student Nursing Club	3,749																		3,749
1GJ199	American Sign Language Club	225																		225
1GJ200	UNH Club Managers Assoc of America	111																		111
1GJ201	CHAARG at UNH	635																		635
1GJ202	Italian Club Gift	1,000																		1,000
1GL001	Roland Douglas Sawyer Scholarship	49,393																		49,393
1GL002	G Brooks Books & Pers/Humanities	19,050																		19,050
1GL003	Consolidated Library Fund	6,439																		6,439
1GL004	Edward H Downing Library Book Fund	1,268																		1,268
1GL005	Lillian Duncan Book Fund	7,015					(10)													7,005
1GL006	Marion E Nash Fund	10,215																		10,215
1GL007	Douglas M Milne Endowment	26,938																		26,938
1GL008	UNH Library - General Collections	7,417																		7,417
1GL015	Friends of UNH Library	31,660					(9,276)													22,384
1GL016	University Museum	9,647																		9,647
1GL017	Special Collections	8,983																		8,983
1GL021	Shoals Barnacle Fund	516																		516
1GL024	Douglas/Helena Mcelwain Milne	185,876																		185,876
1GL026	Walter & Dorothy Peterson Library	12,304																		12,304
1GL027	Traditional Jazz Collection	92,282																		92,282
1GL028	Library Innovation	661,440					(3,900)													657,540
1GL033	The Library Commemorative Fund	12																		12
1GL038	Blanche Foye Nash Library Fund	10,789					(14)													10,775
1GL042	Class of 1947 Library Fund	65,710																		65,710
1GL043	Class of 1955 Dimond Library End	59,469																		59,469
1GL044	E Ruth Buxton Stephenson Fund	5,116																		5,116
1GL046	Addison Fund for the Library	268,014																		268,014
1GL047	Dunleavy Library Fund	12,045																		12,045
1GL048	Edmund G Miller Library Fund	810																		810
1GL053	Charlotte K. Anderson Endowed Fund	13,457																		13,457
1GL054	Collins Fund for Digital Collection																			-
1GL055	Philip J Sawyer Quasi End Fund	5,252																		5,252
1GL057	Prescott Family Fund	22,990																		22,990
1GL058	Lorus and Margery Milne Gift Fund	21,310																		21,310
1GL059	Murray Library Collections Endowmnt	4,809																		4,809
1GL064	Rasmussen W European Art Book Fund	4,343																		4,343
1GL065	Rasmussen(Chamber) Music Scores Fnd	2,585																		2,585
1GL066	Hood '56 & '59 Endowed Fnd-Library	3,017					(106)													2,911

UNIVERSITY OF NEW HAMPSHIRE DURHAM
DETAILED SCHEDULE OF ASSETS, DEFERRED OUTFLOWS, LIABILITIES, AND NET POSITION
BALANCE AT JUNE 30, 2022

Fund	Fund Name	Cash & Investments	Receivables	Prepaid & Other Current Assets	Property, Plant & Equipment	Deferred Inflows & Outflows	Accounts Payable	Deposits & Unearned Revenues	Accrued Employee Benefits	Pension & Post Retirement Medical	Refundable Government Advances	Asset Retirement and Other Obligations	Deferred Outflows - ARO	Lease Receivable - current portion	Lease Receivable, net of current portion	Deferred inflows - leases/SBITAs	Long-term Leases & SBITAs - current portion	Long-term Leases & SBITAs, net of current portion	Long-term Debt Including Life Income	Total Net Position
1GL067	Collins' Fund for Library Support	22,395																		22,395
1GL068	Cohen Endow.-Collection Development	12,440																		12,440
1GL070	Proper Fund for Special Collections	11,774																		11,774
1GL071	Trad. Dance & Music Collections	58,504																		58,504
1GL072	Robert R. Morin Library Fund	55,199																		55,199
1GL074	Tom McNiff Val Operations Collect.	83,815					(18,360)													65,455
1GL075	Thomas & Sally Zyla Addison Fund	167,634																		167,634
1GL076	Save Our Groundwater Digitization	319																		319
1GL077	Library Dance History Collection	5,000																		5,000
1GL078	Nobel K. Peterson Library Fund	12,047																		12,047
1GL079	Marjorie Janetos Memorial Fund	9,171																		9,171
1GL080	Composition & Rhetoric Archive	2,000																		2,000
1GM143	UNHM-Undergrad. Research Conference	2,822																		2,822
1GP001	UNH Police Gift Fund	4,572																		4,572
1GP002	Halias Safety Symposium	36,159																		36,159
1GQ004	Hospitality Students Spec Projects	346																		346
1GQ006	UHS Scholarship Fund	1,207																		1,207
1GQ007	Swipe it Forward UNH Food Program	22,751																		22,751
1GR022	Northrop Grumman Patents Gift Fund	12,000																		12,000
1GR026	Compliance Assist. Outrch Program	(164)																		(164)
1GR029	UNH InterOperability Lab Gift Fund	50,834																		50,834
1GR034	IOL Scholarship Fund	6,760																		6,760
1GR035	ECenter General Fund	262,178					(1,774)													260,404
1GR036	ECenter Maurice Prize for Innovatio	3,375																		3,375
1GR037	University Instrumentation Center	9,604																		9,604
1GR039	Research Computing Center	1,025																		1,025
1GR040	Prevention Innovations Research Ctr	4,430																		4,430
1GR041	uSafeNH	164																		164
1GR042	ECenter Richard 68 & Michael Tasker	52,721																		52,721
1GR043	ECenter Shaw Innovat Explorers Prog	193,154					(7,379)													185,775
1GR044	IOL Community Network Time Security	71,452																		71,452
1GR045	E. Friedlander 88 Entrepreneurship	20																		20
1GR046	ECenter Grant Entrepreneurshp Prize	11,055																		11,055
1GR047	ECenter Signature Programs	84,850																		84,850
1GR048	Patten Fdn ECenter Program Fund	237,700																		237,700
1GRECO	UNHInnovation Research Partnerships	11,132																		11,132
1GRIEC	ECenter Sponsorship Support	136,771																		136,771
1GRPTP	PTP ECenter Support	181,841																		181,841
1GS001	Warren Brown Memorial Scholarship	6																		6
1GS002	Jere Chase Scholarship	2																		2
1GS004	Craig Scholarship Fund	8																		8
1GS005	Frederick K Johnson Memorial	3																		3
1GS006	Philip C Jones Class of 1913	5																		5
1GS007	Carl & Ada Lundholm Mem Scholarship	7																		7
1GS008	Carleton E Meader Jr Mem Schol	2																		2
1GS009	Wc And Cd Skoglund Scholarship	3																		3
1GS010	A Barr Whoop Snively Scholarsh	2																		2
1GS011	Charles E Stillings Athletics Fund	2																		2
1GS012	Paul C Sweet Scholarship Fund	8																		8
1GS013	Phil Wageman Memorial Scholars	3																		3
1GS014	Susanne Urban Memorial Scholarship	6																		6
1GS015	'Cats Care	1,591																		1,591
1GS016	Edward A Necker Fund	1																		1
1GS018	Cheerleaders Annual Fundraising	26,260																		26,260
1GS019	Jane Blalock Scholarship Fund	8																		8
1GS023	Friends of Skiing	402,648					119,931													522,579
1GS024	Friends of Men's Soccer	275,729					(119)													275,610
1GS025	Friends of Swimming & Diving	241,735					(1,971)													239,764
1GS026	Wildcat Athletics Council Schol																			-
1GS028	UNH Men's Hockey																			-
1GS029	Friends of Football	511,524					(10,500)	(6,050)												494,974
1GS030	Don Melville Scholarship	2																		2
1GS031	Friends of Men's Basketball	38,546																		38,546
1GS032	UNH Ski Teams Endowment Fund	36,320																		36,320
1GS035	Friends of Men's CC/Track	146,562					(61)													146,501
1GS039	Academic/Athletic Support Fund	295,410						(245,970)												49,440
1GS041	Creeley S "Buck" Buchanan Ftbl	1,611																		1,611
1GS042	Bernice Hill Class of 1923 End	5																		5
1GS045	Blue Line Club	31,840					(511)													31,329
1GS046	Friends of Women's CC/Track	69,173																		69,173
1GS047	Athletic Training	26,877																		26,877
1GS048	Friends of Women's Soccer	115,566					(509)	(2,800)												112,257
1GS049	Friends of Women's Lacrosse	71,768					(1,699)													70,069
1GS050	Friends of Women's Basketball	51,798						(2,700)												49,098
1GS051	Friends of Women's Field Hockey	111,701																		111,701
1GS054	UNH Gym Cat Club	167,895																		167,895
1GS057	Friends of Women's Volleyball	28,237																		28,237
1GS061	Ac-Athl Achievement Reception	383																		383
1GS062	Arden Atkins Endowed Scholarship																			-
1GS066	Athletic Scholarships	3,092																		3,092
1GS067	Friends of Men's Hockey	179,468					(977)													178,491
1GS069	Mooradian Football Scholarship	1																		1
1GS070	Holt Athletic Scholarship Fund																			-
1GS072	George Batchelder Scholarship	472																		472
1GS075	9.5 Gymnastic Award (houston)	42,362																		42,362
1GS076	Reggie Atkins Scholarship	261																		261
1GS078	Robert A Kullen Memorial Fund	8																		8
1GS080	Jane Blalock Athletic Scholarship	9																		9
1GS081	Penley Endowed Scholarship Fund	2																		2
1GS082	James H "Red" Hayes Scholarship	1																		1
1GS083	Virginia K Sullivan Ftbl Scholar	6																		6
1GS084	Dickson Scholarship & Spirit Award	9,731																		9,731
1GS085	William Holleman Footbal Schol	(1,932)																		(1,932)
1GS086	Friends of UNH Mens Hockey	1																		1
1GS087	Fish 58 Football Scholarship	14																		14
1GS088	JV Hiller Athletic Scholarship	9,547																		9,547
1GS089	Gordon K Hill Athletics Fund	8																		8
1GS090	Grover B. Daniels '79 Alpine Fund	2,131																		2,131
1GS091	Bill Knight Scholarship Fund	1																		1
1GS092	K Beckingham Scholarship Fund	2																		2
1GS093	Guy Leslie Smith Scholarship	1																		1
1GS094	Paul Hobbs Endowed Scholarship	8																		8
1GS095	Dorothy T Hobbs Endowed Fund	1,385																		1,385
1GS096	Robert Towse Scholarship Fund	1																		1
1GS099	Kenneth & Mary Grant Scholarship	8																		8
1GS100	Bellavance Hockey Scholarship	2																		2

UNIVERSITY OF NEW HAMPSHIRE DURHAM
DETAILED SCHEDULE OF ASSETS, DEFERRED OUTFLOWS, LIABILITIES, AND NET POSITION
BALANCE AT JUNE 30, 2022

Fund	Fund Name	Cash & Investments	Receivables	Prepaid & Other Current Assets	Property, Plant & Equipment	Deferred Inflows & Outflows	Accounts Payable	Deposits & Unearned Revenues	Accrued Employee Benefits	Pension & Post Retirement Medical	Refundable Government Advances	Asset Retirement and Other Obligations	Deferred Outflows - ARO	Lease Receivable - current portion	Lease Receivable, net of current portion	Deferred inflows - leases/SBITAs	Long-term Leases & SBITAs - current portion	Long-term Leases & SBITAs, net of current portion	Long-term Debt Including Life Income	Total Net Position
1GS101	Bellavance Football Scholarship	2																		2
1GS102	98-99 Mens Hockey Champions	1																		1
1GS103	James & Elsa Callahan Scholarship	2																		2
1GS104	Dutch Knox Football Scholarshp	1																		1
1GS105	Dutch Knox Football Program	71,967					(1,902)													70,065
1GS106	Bill Hinman Scholarship Fund	9																		9
1GS107	Timothy &Edwin Dugal Hockey Schol	8																		8
1GS109	Tina True Memorial Fund	5,385																		5,385
1GS110	Athletic Director's Priorities	17,100					(109)													16,991
1GS111	Strength & Conditioning Training	6,688																		6,688
1GS112	Student-Athlete Opportunity Fund	392,528						(295,900)												96,628
1GS113	Conrad Endowed Football Scholarship	72																		72
1GS114	Endowed Fund for Football	6																		6
1GS115	Chief Boston Football Scholarship	9																		9
1GS116	Francis McGrail Endowed Scholarship	8																		8
1GS118	Norma O'Dowd Hartnett Award	1,441																		1,441
1GS120	David Sheen Endowed Hockey Schol	1																		1
1GS121	James H Boulanger Endowed Fund	2,369																		2,369
1GS122	UNH Ski Team Excellence Fund	258,840																		258,840
1GS123	Chandler & Ann Sanborn Football Sch	1																		1
1GS124	Herbert S Gold Athletic Scholarship	8																		8
1GS125	Wohlfarth Football Scholarship	7																		7
1GS127	First 500 UNH Football Athletic Fnd	1																		1
1GS128	Winslow & June Macdonald Football S	8																		8
1GS129	Coach Gerry Friel Basketball Schol	1																		1
1GS130	Robert Trouville 59 Athletic Schol	3																		3
1GS131	Dr William '35 McLaughlin Hockey Sc	1																		1
1GS132	Joan & Douglas Murphy Football Schl	1																		1
1GS133	G 'Mike' Frigard '60 Athletic Schol	5																		5
1GS134	Col John Howard Blewett Scholarship	1																		1
1GS136	Donna Lynne '74 Scholarship Fund	7,124																		7,124
1GS137	Paul E. Berton Scholarship Fund	12,364																		12,364
1GS138	Franklin Taylor '52 Athletic Schol	9																		9
1GS139	Franklin Taylor '52 Athletic Schol	6																		6
1GS140	Franklin Taylor '52 Athletic Schol																			-
1GS141	William F. Degan Jr. Football Schol	2																		2
1GS142	Wildcat Fan Gratitude Fund	7																		7
1GS143	Peter K. Chudy, II '87 Nordic Fund	15,934																		15,934
1GS144	Bertsch Family Scholarship Fund	16																		16
1GS145	John & Catherine Goegel Scholarship	1																		1
1GS146	Jim & Julie Hatch Basketball Schol	2																		2
1GS147	David M. Paul Family Scholarship	1																		1
1GS148	Men's Soccer Need-Based Scholarship																			-
1GS149	Barbara B. Peyser '50 Athletic Scho	26,760																		26,760
1GS150	UNH Women's Lacrosse Scholarship	2,200																		2,200
1GS151	Otis Family Athletic Scholarship	1																		1
1GS152	Garron '84 Football Diversity Schol	6																		6
1GS153	Norris Browne 55 Football Schol	10																		10
1GS154	UNH Wildcat Hockey Alumni Scholars.	2																		2
1GS155	K & R Sandler Athletic Scholarship	2,269																		2,269
1GS156	Service Credit Union Wildcat Schol	3																		3
1GS157	Fitzgerald & Gross Academic Excell.	10																		10
1GS158	Tim Churchard '65 Athletic Scholars	5																		5
1GS159	John Smith '50 Endowed Fund-Hockey	2																		2
1GS160	Matthew J. Witkos '89 Soccer Schol	6																		6
1GS162	Robert S. Blood '78 Athletic Schol	4,752																		4,752
1GS164	Saunders '49 Athletic Scholarship	10																		10
1GS166	UNH Swimming & Diving Endowment Fnd	8																		8
1GS167	Tom Smart '70 Athletic Scholarship	9																		9
1GS168	Biggleston Women's Athletics Schol	4																		4
1GS169	Bill & Hazel Pizzano Football Schol	3																		3
1GS170	Cory L. Schwartz '82 Ski Team Endow	2,742																		2,742
1GS171	Raymond Donnelly Jr Athletic Schol.	7																		7
1GS172	Stockbridge - Kast Scholarship Fund	2																		2
1GS173	Bob Lamothe '60 Family Scholarship	5																		5
1GS174	Beaulieu '75 Athletic Scholarship	1																		1
1GS175	Forkey - Lundholm Athletic Scholars	5																		5
1GS176	Victory Fund	23,788																		23,788
1GS177	Linda Hall '62 Women's Alpine Fund	1																		1
1GS178	Megan E. Scanlon '13 Athl Schlarshp	8																		8
1GS179	Brownell Family Athletic Scholarshp	11																		11
1GS181	Chandler Family Athletic Scholarshp	1																		1
1GS182	BGen Seay '68 Athletics Scholarship	1																		1
1GS183	Skelley '52 Family Athletic Schol	3,502																		3,502
1GS184	Clevend "Howie" Howard III Scholars																			-
1GS185	Student Athlete Excellence Fund	122,329					(300)													122,029
1GS186	Richard Umile 72 Hockey Scholarship	2																		2
1GS187	Athletics Equipment Room	846																		846
1GS188	Wildcat Fueling Station	1,249																		1,249
1GS189	Glendening Athletics Scholarship																			-
1GS190	Coakley Athletics Scholarship	2																		2
1GS191	Donna Lynne 74 Athletic Enhancement	1																		1
1GS192	Otis Family Athletics Fund	2																		2
1GS193	James Chamberlin Athletics Fund	51																		51
1GS194	Dennis & Elaine Pope Scholarship	1																		1
1GS195	Barker Athletics Scholarship Fund	1,968																		1,968
1GS196	Sue Fortier Athletic Enhancement	962																		962
1GS198	Memorial Field Account	21,874					(7,531)													14,343
1GT002	Facilities Chair Fund	230																		230
1GT003	Coe-Hall Fund	17,542																		17,542
1GU001	Winfred E Chesley Fund	36																		36
1GU002	Concord Chapter Alumni Scholar	185																		185
1GU008	Alvin R Ingram Fellowship	4																		4
1GU009	Marcia McCann Scholarship	16,016																		16,016
1GU010	Petmezas Scholarship	97,067																		97,067
1GU012	Counseling Program Scholarship	1,120																		1,120
1GU015	Graduate School Scholarships	11,441																		11,441
1GU016	UNH Graduate Fellowship Fund	13,425																		13,425
1GU017	Winnie R Allen Scholarship	33																		33
1GU018	Abbiati Memorial Scholarship	166																		166
1GU019	Forrest Eugene Adams Memorial	16																		16
1GU020	Alpha Tau Omega - Albert A Bro	2,380																		2,380
1GU021	Governor John H Bartlett Fund	6																		6
1GU022	Frank Booma Memorial Scholarship	1,109																		1,109
1GU023	The Bunny Bryant Class of 1927	7,082																		7,082
1GU024	Louis P Bourgoin Scholarship	1,171																		1,171

UNIVERSITY OF NEW HAMPSHIRE DURHAM
DETAILED SCHEDULE OF ASSETS, DEFERRED OUTFLOWS, LIABILITIES, AND NET POSITION
BALANCE AT JUNE 30, 2022

Fund	Fund Name	Cash & Investments	Receivables	Prepaid & Other Current Assets	Property, Plant & Equipment	Deferred Inflows & Outflows	Accounts Payable	Deposits & Unearned Revenues	Accrued Employee Benefits	Pension & Post Retirement Medical	Refundable Government Advances	Asset Retirement and Other Obligations	Deferred Outflows - ARO	Lease Receivable - current portion	Lease Receivable, net of current portion	Deferred inflows - leases/SBITAs	Long-term Leases & SBITAs - current portion	Long-term Leases & SBITAs, net of current portion	Long-term Debt Including Life Income	Total Net Position
1GU025	Harvey L Boutwell Scholarship	5																		5
1GU026	Edmund L Brigham Scholarship	108																		108
1GU027	O B Brown Scholarship Fund	47																		47
1GU028	Edna O Brown Scholarship	497																		497
1GU029	Cartlands of Lee Scholarship	61																		61
1GU030	James R. Carter Memorial Schola	42																		42
1GU031	Frank B Clark Fund	26,364																		26,364
1GU032	Stephen Decesare Memorial Schol	19																		19
1GU033	Class of 1898 Scholarship	149																		149
1GU034	Ben & Zelma Dorson Endowed Sch	7,845																		7,845
1GU035	Class of 1916 Scholarship	399																		399
1GU036	Class of 1925 Wm. S Sayward F Endow	34																		34
1GU037	Class of 1928 Scholarship	50																		50
1GU038	Class of 1922 Scholarship	1,270																		1,270
1GU039	Class of 1931 Alumni Memorial	12																		12
1GU040	Bank Meridian Scholarship	8,438																		8,438
1GU041	Class of 1938 Memorial Scholar	20																		20
1GU042	Clarence E Clement Scholarship	610																		610
1GU043	Corrine H Coburn Fund	1,715																		1,715
1GU044	Katharine Demeritt Memorial Sc	5																		5
1GU045	Melbourne W. Cummings Endowed	1,596																		1,596
1GU046	Paul Edward Corriveau Memorial	1,605																		1,605
1GU048	Currier Fisher Scholarship Fund	13																		13
1GU049	G Harris Daggett Memorial Schol	569																		569
1GU050	Alexander DanOff Endowed Schol	644																		644
1GU051	Robert L Deming Scholarship Fund	1,604																		1,604
1GU052	Kenneth E Denham Memorial Schol	2																		2
1GU053	Harry W Evans Scholarship	166																		166
1GU054	Sylvester M Foster Fund	525																		525
1GU055	Fred Englehart Scholarship Fun	9,411																		9,411
1GU056	Adelaide M Gooding Fund	5,028																		5,028
1GU057	John W Haines Scholarship	1,695																		1,695
1GU058	Willis DF Hayden Scholarship	1,635																		1,635
1GU059	Helen E Hayes Scholarship Fund	2,008																		2,008
1GU060	Henderson Memorial Scholarship	46																		46
1GU061	Larry Hogan Scholarship Fund	957																		957
1GU062	Hennessey Scholarship	3																		3
1GU063	Dorice & Richard Horan Scholarship	43																		43
1GU064	Edgar C Hirst Scholarship Fund	56																		56
1GU065	H A Holbrook Scholarship	1																		1
1GU066	Michael J and Nellie M Houriha	35																		35
1GU067	Cyril Thomas Hunt Memorial Schol	1,137																		1,137
1GU068	John S Holland Memorial Schol	1,769																		1,769
1GU069	Miriam Jackson Memorial Schol	46																		46
1GU071	Lillian Johnson Scholarship	1,286																		1,286
1GU072	Richard Bruce Johnston Scholar	1,674																		1,674
1GU073	Elizabeth Jones Class of 1922	14,006																		14,006
1GU074	Ilmari Kainu Memorial Scholars	17,204																		17,204
1GU075	Hannaford Bros. Endowed Schol																			-
1GU076	Donald Whitney Libby Memorial	607																		607
1GU077	Mildred B Lionstone Scholarship	763																		763
1GU078	Janet Clark '42 Memorial Endow	6																		6
1GU079	Nancy E Lougee Memorial Schol	26																		26
1GU080	Harry Macleod Memorial Schol																			-
1GU081	Berry-Mattoon Fund	626																		626
1GU082	J Herbert Marceau Scholarship	2,502																		2,502
1GU083	Philip M Marston Scholarship	932																		932
1GU084	McLane Family Endowed Scholarship	1,320																		1,320
1GU085	Howard E Mclane Memorial Schol	33																		33
1GU086	Jw Mcconnell Scholarship Fund	4,669																		4,669
1GU087	Elinor Metcalf Scholarship	918																		918
1GU088	E Roger Montgomery Memorial Schol	1,540																		1,540
1GU089	Mortarboard Scholarship	1,004																		1,004
1GU090	Maurice E Herbonne Scholarship	851																		851
1GU091	Barbara King Newman Scholarship	42																		42
1GU092	NH Branch National Civic Fed	3																		3
1GU093	The Ordway Fund	1,091																		1,091
1GU094	Albert N Otis Scholarship Fund	3,657																		3,657
1GU095	George Downes Parnell Memorial	922																		922
1GU096	Nettie M & Charles Parker Mem	535																		535
1GU097	Isabel Paul Scholarships	8,163																		8,163
1GU098	Robert G Perrault Memorial Schol	48																		48
1GU099	Luella Pettee Fund	983																		983
1GU100	Physical Plant O & M Public Sa	1,572																		1,572
1GU101	Rosencrans W Pillsbury	342																		342
1GU102	Phi Mu Delta Scholarship Fund	3,290																		3,290
1GU103	Barbara Russell	12																		12
1GU104	Frank Randall Scholarship Fund	20																		20
1GU105	Alfred Ernest Richards Scholar	1,033																		1,033
1GU106	Lena Snow Sargent Scholarship	214																		214
1GU107	Charles H Sanders Fund	117																		117
1GU108	Walter N Shipley Fund	1,070																		1,070
1GU110	Mary F Simpson Scholarship Fun	48																		48
1GU111	J Guy Smart Scholarship Fund	1,214																		1,214
1GU112	Roderick W Smith Scholarship	685																		685
1GU114	Frederick Smyth Book Fund	74																		74
1GU115	E.F. & M.M. Cutts 1916 Scholar	19																		19
1GU116	Victor & Mabel Smith Scholarship	1,779																		1,779
1GU117	Paul Spilios Memorial Fund	905																		905
1GU118	William C. + Doris E. Sterling	72																		72
1GU119	Charles Stillings Fund	82																		82
1GU120	Fred Weare Stone Memorial	84																		84
1GU121	Colonel Samuel J Sutherland Sc	1,343																		1,343
1GU122	Corinne Trippetti Art Scholars	31																		31
1GU123	Alberta Curry Virgil Memorial	20																		20
1GU124	Theron A Thorp Memorial Schol	8																		8
1GU125	James A Wellman Memorial Schol	5,154																		5,154
1GU126	Earle A Welch Scholarship	22																		22
1GU127	Bertha I Norton	36																		36
1GU128	George T. Gilman Fund For Inte	57																		57
1GU129	The Blanche Dimond White and G	849																		849
1GU130	Avrum Gudelsky Endowed Schol	5,208																		5,208
1GU131	Charles H Wiggin Scholarship	15																		15
1GU132	Walter M Wiggin Scholarship	31																		31
1GU134	John G. Winant Memorial Schol	36,637																		36,637
1GU135	George H Williams Fund	2,253																		2,253

UNIVERSITY OF NEW HAMPSHIRE DURHAM
DETAILED SCHEDULE OF ASSETS, DEFERRED OUTFLOWS, LIABILITIES, AND NET POSITION
BALANCE AT JUNE 30, 2022

Fund	Fund Name	Cash & Investments	Receivables	Prepaid & Other Current Assets	Property, Plant & Equipment	Deferred Inflows & Outflows	Accounts Payable	Deposits & Unearned Revenues	Accrued Employee Benefits	Pension & Post Retirement Medical	Refundable Government Advances	Asset Retirement and Other Obligations	Deferred Outflows - ARO	Lease Receivable - current portion	Lease Receivable, net of current portion	Deferred inflows - leases/SBITAs	Long-term Leases & SBITAs - current portion	Long-term Leases & SBITAs, net of current portion	Long-term Debt Including Life Income	Total Net Position
1GU136	George P. Wood Shoals Marine L	6,030																		6,030
1GU137	Austin Nickerson Memorial Fund	11																		11
1GU138	Gladys Wheeler Simeroth Endow	538																		538
1GU139	William H Yale Scholarship Fund	1,978																		1,978
1GU140	Paul M. Barlow Memorial Prize	6,435					(400)													6,035
1GU141	Lt Albert A Charait Fund	332																		332
1GU142	Class of 1899 Prize	7																		7
1GU144	Helen Duncan Jones Prize	23																		23
1GU145	Mr & Mrs S Morris Locke Prize	4,549																		4,549
1GU146	Mask And Dagger Achievement Award	58																		58
1GU147	Erskine Mason Memorial Prize	3																		3
1GU148	Leonard P Novak Memorial Award	74																		74
1GU149	Richard J. Shea Memorial Award	286																		286
1GU150	Smyth Memorial Prize	1,795																		1,795
1GU151	Anna Zornio Memorial Fund	2,055																		2,055
1GU152	Raymond E Bassett Memorial Pri	94																		94
1GU155	Class of 1948 Trust Fund	1,237																		1,237
1GU156	Carol Korzeniewski Endowed Fun	1,363																		1,363
1GU157	Diettrich Memorial Cup Fund	51																		51
1GU158	The Ben Bronstein Endowed Schol	92																		92
1GU160	Fuller Foundation Endowed Fund	4,088																		4,088
1GU161	Sam Rosen Endowment Scholarship	34																		34
1GU162	General Melvin Zais Endowed Schol	3																		3
1GU163	The Frances Kling 1920 Schol	14																		14
1GU164	Arthur E Clapp Memorial Schol	49																		49
1GU165	S Judson Dunaway Fund	21																		21
1GU167	American Hotel Foundation Schol	2																		2
1GU168	Peter Lino Barili Mem Schol	19,878																		19,878
1GU169	Gertrude Phelps Carlson Memorial	1,612																		1,612
1GU172	W T Grant Scholarship	10																		10
1GU181	Governor Wesley Powell Scholar	1,652																		1,652
1GU192	Scholarships	61,346																		61,346
1GU199	Scholarships	2,593																		2,593
1GU201	Peter & Francis Martin	15																		15
1GU202	Granger Scholarship Endow	6,162																		6,162
1GU203	Class 33 End For Honors	1,560																		1,560
1GU207	Martha Hopkins Award	43,149																		43,149
1GU209	Paul A Cote Scholarship	5,798																		5,798
1GU210	Penney Family Scholarship	1,493																		1,493
1GU211	Honors Research Support Fund	113																		113
1GU213	Class of 51 Endow Schol	6																		6
1GU214	Ruth Cheney Streeter Schol Fnd	214																		214
1GU215	Col John & Helena Ayotte	58																		58
1GU216	Temple Beth Israel Scholarship	1,911																		1,911
1GU217	Ruth Taber Morrell Scholar	77																		77
1GU218	Bernice Gray Hanhisalo Art Sch	4,045																		4,045
1GU219	Mcininch Foundation Scholarship	2,268																		2,268
1GU220	CEPS Engineering Scholarship	15																		15
1GU221	Norma V And John W Spaven	27																		27
1GU222	Forrest S Smith Fund	69																		69
1GU223	Christopher F Weinheimer Schol	1,250																		1,250
1GU226	Seron Bailey Hotel Admin Schol	1,725																		1,725
1GU227	Lola M Preston Endowed Scholar	2																		2
1GU230	Multiculture Recruitment Fund	12																		12
1GU231	Class of 1944 Endowed Scholar	2,903																		2,903
1GU232	Elizabeth Murdoch Fisher 29 Sc	2,879																		2,879
1GU233	Class of 1961 Endowed Scholars	902																		902
1GU235	William Law Scholarship Fund	2																		2
1GU240	Peterson Carsey Minority Schol	2																		2
1GU241	Ruth Woodruff Scholarship Fund	40																		40
1GU242	Austin & Winona Hubbard Schol	993																		993
1GU244	Class of 1950 Endowed Schol	72																		72
1GU245	University Community Scholars	267																		267
1GU246	Hutchins Family Fund Scholarship	2																		2
1GU247	Ingeborg Lock Endowed Scholar	12,877																		12,877
1GU248	Marvin A Levins Scholarship	961																		961
1GU249	Class of 1948 Scholarship Fund	38																		38
1GU250	Kate Harvey Burns Scholarship	88																		88
1GU251	1929 Lewis Stark Scholarship	1,446																		1,446
1GU252	Ralph & Aline Parker Endowment	25																		25
1GU253	George Bergeron Scholarship	11,641																		11,641
1GU254	Paul Caswell & Family Fund	94																		94
1GU255	Brownell Family Scholarship	41																		41
1GU256	Next Horizon Scholarship Fund	4																		4
1GU257	Minigan Family Scholarship	33																		33
1GU258	Robert & Bertha Laplante Schol	9																		9
1GU259	Beverly Hoover Scholarship Fund	33																		33
1GU260	Norman Gagnon Scholarship Fund	4,661																		4,661
1GU261	Class of 1960 Scholarship Fund	1																		1
1GU262	Tyco Scholars Fund	26,257																		26,257
1GU263	Dean C Smith Whittemore Scholarship	4																		4
1GU265	Robert & Linda Spear Scholarship	2,498																		2,498
1GU266	Michael Berry Scholarship Fund	28																		28
1GU267	Joseph Zock Liberal Arts Scholarshp	85																		85
1GU268	Gullotti MBA Scholarship Fund	3,469																		3,469
1GU269	Tracy Family Scholarship Fund	1,454																		1,454
1GU270	Ernest Easter Scholarship Fund	2,007																		2,007
1GU272	Edmund Miller Scholarship Fund	4,395																		4,395
1GU273	Kyle Frey Endowed Scholarship	76																		76
1GU274	Dean C Smith Thompson Schol	26																		26
1GU275	Mid-Atlantic Chapters Schlrshp	1																		1
1GU276	Levine/Benson Technology Schol	6																		6
1GU277	Nassikas Scholarship Fund	95																		95
1GU278	Class of 1953 Endowed Scholarship	44																		44
1GU279	The Joy Student Scholarship Fund	38																		38
1GU280	Granite State Scholars Endow PO	2,952																		2,952
1GU282	Maurice C Paige Scholarship Fund	3																		3
1GU284	John & Katharyn Williams Scholarshi	1,705																		1,705
1GU286	Hanson Endowed Scholarship Fund	12,041																		12,041
1GU287	Arthur H Carter	23																		23
1GU290	Heath "Grumblenot" Scholarship Fund	70																		70
1GU291	Pickett Family Scholarship Fund	15,264																		15,264
1GU292	James H Trainor Memorial Scholarshp	1																		1
1GU293	Gray-White-Shields Scholarship Fund	56																		56
1GU294	Class of 1956 Endowed Scholarship	1,273																		1,273
1GU297	McCaffrey Endowed Scholarship Fund	35																		35

UNIVERSITY OF NEW HAMPSHIRE DURHAM
DETAILED SCHEDULE OF ASSETS, DEFERRED OUTFLOWS, LIABILITIES, AND NET POSITION
BALANCE AT JUNE 30, 2022

Fund	Fund Name	Cash & Investments	Receivables	Prepaid & Other Current Assets	Property, Plant & Equipment	Deferred Inflows & Outflows	Accounts Payable	Deposits & Unearned Revenues	Accrued Employee Benefits	Pension & Post Retirement Medical	Refundable Government Advances	Asset Retirement and Other Obligations	Deferred Outflows - ARO	Lease Receivable - current portion	Lease Receivable, net of current portion	Deferred inflows - leases/SBITAs	Long-term Leases & SBITAs - current portion	Long-term Leases & SBITAs, net of current portion	Long-term Debt Including Life Income	Total Net Position
1GU298	William Sanderson Endowed Scholarsh	4																		4
1GU299	Terragni Family Scholarship Fund	6																		6
1GU300	Wyman Endowed Scholarship Fund	5,199																		5,199
1GU301	Class of 1957 Endowed Scholarship	97																		97
1GU302	Ormond A Roberts Scholarship Fund	90																		90
1GU303	Weglarz Memorial Scholarship Fund	317																		317
1GU305	Libbey '79 Fund-Science Diversity	90																		90
1GU306	Roger Bougie '56 Scholarship Fund	2																		2
1GU307	Rydin Family Scholarship Fund	289																		289
1GU308	Ottavio and Dorothy Lorenzo Scholar	30,005																		30,005
1GU309	Selma Naccach-Hoff Schol-Liberal Ar	4																		4
1GU310	Takeuchi '48 & Rantala '44	2,062																		2,062
1GU311	Edith M Blake Scholarship Fund	100																		100
1GU312	Paul Shea '51 Memorial Scholarship	42																		42
1GU313	Harvey & Carmen Bergeron Scholarshp	3,993																		3,993
1GU314	William Heywood '60 Endowed Schol	8																		8
1GU315	Fred J Bennett '54	2,952																		2,952
1GU317	70's Decade Alumni Scholarship Fund	42																		42
1GU318	Claycomb '75 Environmental Sciences	3																		3
1GU319	Class of '58 Nelson Sch-Excellence	436																		436
1GU320	Andrew Janetos Scholarship Endowmnt	9																		9
1GU322	Ambrose Occupational Therapy Schol	3																		3
1GU323	UNH Nursing Alumni Scholarship	673																		673
1GU324	Muriel Weissman Student Scholarship	2,168																		2,168
1GU325	Christopher Arre MSW Scholarship	2,416																		2,416
1GU327	UNH Foreign Language Scholarship	2,161																		2,161
1GU328	UNH Engineering Scholarship	3																		3
1GU329	John '54 & Anne '56 Boehle Scholrsh	454																		454
1GU330	J Todd Minor '76 Schol/Life Science	21																		21
1GU331	PB Allen '58 Tau Kappa Epsilon Scho	42,549																		42,549
1GU332	Claire & Henry Grady	110																		110
1GU333	Northeast Passage Athletic Excellen	7,618																		7,618
1GU335	Jay McSharry '90 Diversity Schlrshp	2,805																		2,805
1GU336	Hannaway '58 Scholarship Fund	14																		14
1GU337	Robert & Tina Dudley Scholarship Fn	27																		27
1GU338	Verne & Kay Brown Elec & Comp Scho	6																		6
1GU339	Stephany M Lavallee Nursing Schol	427																		427
1GU340	Occupational Therapy Scholarship	11,134																		11,134
1GU341	Walter A. Calderwood Jr. '34 Schol.	2,258																		2,258
1GU342	T. Ralph & Isabelle Meyers Fund	45																		45
1GU343	UNH Foundation Scholarship	39																		39
1GU344	Patricia M. Flowers '45 Scholarship	68																		68
1GU345	Muriel M. Barr Nursing Scholarship	790																		790
1GU346	Alice Freeman Reed Scholarship Fund	317																		317
1GU348	Jane & Lincoln Colby Scholarship	8																		8
1GU349	Kerry Duncan Forbes Scholarship	10																		10
1GU351	Steelman Athletics Scholarship Fund	2,114																		2,114
1GU352	Paul & Ann Stewart Memorial Schol.	2,363																		2,363
1GU353	Doug & Stella Scamman Scholarship	11																		11
1GU354	James Page & Amy Sherman Endowment	2,005																		2,005
1GU355	Edward J. Flynn Scholarship Fund	7,318																		7,318
1GU356	Gay Brookes '61 Scholarship Fund	4																		4
1GU357	The Patrick Family Scholarship Fund	2,038																		2,038
1GU358	John D. DuRie Family Scholarship	4																		4
1GU359	The Zissi Family Scholarship Fund	1,176																		1,176
1GU360	A. Storace, DMD Family Scholarship	7																		7
1GU361	Hitchiner Manufacturing Scholarship	2																		2
1GU362	Dupont Family Scholarship Fund	4																		4
1GU363	Deborah Ann Lada '78 Scholarship	6																		6
1GU364	Martha R. Stebbins Scholarship Fund																			-
1GU365	Thomas E. Callahan '62 Family Fund	1																		1
1GU366	Virginia F. Small Scholarship Fund	4																		4
1GU367	Cheryl Dickson '63 Athletics Schol.	1																		1
1GU368	The Carver Scholarship Fund	10																		10
1GU369	K. McKinnon '62 Athletics Schol.	2,590																		2,590
1GU370	Michael Riley Memorial Scholarship	10																		10
1GU371	M. Christine Dwyer '72G Scholarship	2,584																		2,584
1GU372	Todd W. Hansen '86 Memorial Schol.	5,113																		5,113
1GU373	J. Morgan & Tara Rutman Scholarship	10																		10
1GU374	Harry A. Schult Scholarship Fund	18																		18
1GU375	Bradley & Judith Aiken Scholarship																			-
1GU376	Barbara Rose Noonan Scholarship	8																		8
1GU377	Joseph L. Robinson Scholarship Fund	5,367																		5,367
1GU378	Richard E. Galway '66 Scholarship	8																		8
1GU379	Sharyn Zunz Scholarship Fund	11,344																		11,344
1GU380	The Fund for New Hampshire Students	10,606																		10,606
1GU381	Class of 1970 Scholarship Fund	864																		864
1GU382	Lloyd & Beverley Jordan Scholarship	93																		93
1GU383	Craig & Linda Rydin Scholarship	142,826																		142,826
1GU384	'Navy' Labnon Hospitality Schol.	20,747																		20,747
1GU385	Richard & Carol Trombly Scholarshp	2																		2
1GU386	Iola & Leslie Hubbard Scholarship	33																		33
1GU387	Dr. Filson H Glanz Scholarship-CEPS	5																		5
1GU388	Cl' of '64 Endowed Scholarship Fund	78																		78
1GU391	Eugene A. Savage Scholarship Fund	64																		64
1GU392	McDevitt Family Scholarship Fund	2,141																		2,141
1GU393	Judith Anne Hill '48 Scholarship	1																		1
1GU394	Class of 1962 Student Enrichment	1,207																		1,207
1GU395	Class of 1963 Scholarship Fund	26																		26
1GU396	Joseph & Susan Garofoli Scholarship	2,554																		2,554
1GU397	UNH Student Impact Scholarship Fund	2,565																		2,565
1GU398	Charron Class of 1964 Scholarship	448																		448
1GU399	Jeannette & Cedric Ruiter Scholarsh	13																		13
1GU400	Charles & Miriam Nelson Scholarship	53																		53
1GU401	Carl Sherman Batchelder Scholarship	3,865																		3,865
1GU402	Matthew J. Witkos '89 Scholarship	32																		32
1GU403	Henry & Estelle Hunt Scholarship	634																		634
1GU404	Ernest J Clarke '59 Art Scholarship	368																		368
1GU405	The Clark Family Scholarship Fund	28																		28
1GU407	Staff Sgt Ryan Pitts '13 Scolarship	9,803																		9,803
1GU408	Scholarships for Female Students	3,544																		3,544
1GU409	Robart 73 & Shanahan 74 Scholarship	44																		44
1GU410	Gorman Family Scholarship Fund	2																		2
1GU411	Barbara & Irving Wood Scholarship	615																		615
1GU412	Ellis-Armstrong Family Scholarshhip	1,552																		1,552
1GU413	Hitchiner Mfg Schol. for Business	25																		25

UNIVERSITY OF NEW HAMPSHIRE DURHAM
DETAILED SCHEDULE OF ASSETS, DEFERRED OUTFLOWS, LIABILITIES, AND NET POSITION
BALANCE AT JUNE 30, 2022

Fund	Fund Name	Cash & Investments	Receivables	Prepaid & Other Current Assets	Property, Plant & Equipment	Deferred Inflows & Outflows	Accounts Payable	Deposits & Unearned Revenues	Accrued Employee Benefits	Pension & Post Retirement Medical	Refundable Government Advances	Asset Retirement and Other Obligations	Deferred Outflows - ARO	Lease Receivable - current portion	Lease Receivable, net of current portion	Deferred inflows - leases/SBITAs	Long-term Leases & SBITAs - current portion	Long-term Leases & SBITAs, net of current portion	Long-term Debt Including Life Income	Total Net Position
1GU414	Pilot Scholarship Fund	24																		24
1GU415	Angelo & Stewart Volpe Scholarship	3,882																		3,882
1GU416	Bean Family Endowed Fund - Schol.	44																		44
1GU417	Lynne & Michael Dougherty Scholrshp	70																		70
1GU421	Jenness & Marden Family Veteran Fd	4,974																		4,974
1GU422	Clyde & Patricia Coolidge Scholars	6																		6
1GU423	June C. Tanner Endowed Scholarship	4,505																		4,505
1GU424	Connie Chung & Maury Povich Schol.	12																		12
1GU425	George Guptill '28 Memorial Schol.	48																		48
1GU426	Great East Scholarship Fund																			-
1GU427	Governor's Success Scholarship	652																		652
1GU428	Elizabeth Ward Scholarship Fund	518,139																		518,139
1GU429	Susan H. McFarland '72 Scholarship	53																		53
1GU430	Kent & Nancy Pieri Endowed Scholars	23																		23
1GU431	James & Anne Twaddle Scholarship																			-
1GU432	Leonard Seeche Family Scholarship	1,606																		1,606
1GU433	Granite Guarantee	988																		988
1GU434	R. Spencer Potts '92 Scholarship																			-
1GU435	Richard & Margot Oman Scholarship	565																		565
1GU436	Hubbell Foundation Engineering Scho	183																		183
1GU437	Stuart Eynon '49 Family Scholarship	134																		134
1GU438	Erick Faul '00 Scholarship	30																		30
1GU439	Elias Gordon '59 Scholarship	411																		411
1GU440	PAUL -Stewart Family Scholarship	1,822																		1,822
1GU441	COLSA - Stewart Family Scholarship	22																		22
1GU442	Peter & Nancy French Scholarship	2																		2
1GU443	Vickers Family Scholarship																			-
1GU444	Martha Oakman Clinton 65 Arts Schol	168																		168
1GU445	David Burton Schol for Mathematics	16																		16
1GU446	Winfred Joslin Nichols '33 Scholars	5																		5
1GU447	A. Basso & V. Luti Scholarship	455																		455
1GU449	Student Impact Scholarship-P Coffin																			-
1GU450	Harold V. Jordan '49 Scholarship	1,266																		1,266
1GU451	Student Impact Scholarship-J. Trepp	10,000																		10,000
1GU452	Montrone Family Scholarship	8,510																		8,510
1GU453	David Fine '80 Family Scholarship	2,500																		2,500
1GU454	Helen D. Gawron '46 Scholarship	61																		61
1GU455	Janetos Mechanical Engineering	221																		221
1GU456	George Janetos '47 Scholarship	1																		1
1GU457	Geo. Janetos Scholarship-Strafford	3,001																		3,001
1GU458	Edward & Heather Dane Scholarship	42																		42
1GU459	Richard & Eliza Stark Scholarship	982																		982
1GU460	Eleanor Manseau '61 Scholarship	385																		385
1GU461	Rudnick Student of Distinction Sch.	8																		8
1GU462	Jacqueline & Peter Heneage Schol.	48																		48
1GU463	Fisher Family Scholarship	16,000																		16,000
1GU464	Margaret G. Linen Scholarship	379																		379
1GW047	Dr Frederick Samuels Fund Diversity	1,581																		1,581
1GWAPP	Applicant Engagement Program	102,500																		102,500
1GX002	4-H Camp Scholarships	15,587						(7,813)												7,774
1GX003	Marine Docent Endowed Fund	57,671																		57,671
1GX006	CE Gifts-Sea Grant&Water Res	2,890						(40)												2,850
1GX007	Community & Economic Development	964																		964
1GX008	CE Gifts-Family Development	3,764																		3,764
1GX009	Food & Agriculture Gift Fund	11,261																		11,261
1GX010	NH 4-H Fdn & 4-H Youth Development	191,333						(4,774)												186,559
1GX011	CE Youth & Family Development	17,854																		17,854
1GX012	CE Natural Resources Gift Fund	12,305																		12,305
1GX014	4-H Sheep Program Fund	235																		235
1GX015	Coos County 4-H Youth Dev Fund	1,290																		1,290
1GX016	Ruth Kimball 4-H Endowed Fund	11,457						(558)												10,899
1GX017	Skoglung Endowed 4-H Fund																			-
1GX018	Carl Hess 4-H Memorial Fund																			-
1GX019	NH 4-H Milk Dealers Fund	7,673																		7,673
1GX020	George D Kidder 4-H Fund	630																		630
1GX021	Carroll T Stoddard 4-H Fund	6,993																		6,993
1GX022	Tom Fairchild 4-HDairy Fund	6,130						(1,330)												4,800
1GX023	Pual Carbino 4-H Scholarship	1,702																		1,702
1GX024	Lucile Poland 4-H Teen Conference	636																		636
1GX025	NH 4-H Horse Program Fund	1,046																		1,046
1GX026	NH 4-H Poultry Growers Fund	938																		938
1GX027	Internat'l 4-H Youth Exchange	4,276																		4,276
1GX028	NH 4-H Alliance Endowed Fund	4,819																		4,819
1GX029	Anna Mosher Boardman 4-H Fund	3,394																		3,394
1GX031	Sideman Other Research	10,556																		10,556
1GX033	Neal Other Research	10,199																		10,199
1GX034	New England Agriculture Eng	552																		552
1GX035	Heckel Ext Educator Fellowship	16,509						(493)												16,016
1GX036	Caswell Fund-Resrch Teaching Outrch	15,530																		15,530
1GX037	Ruth Stimson Community Outreach Fnd	2,953																		2,953
1GX038	Roy Foundation Conservation Fund	(4)																		(4)
1GX040	Marshall 4-H Youth Opportunities Fn	4,922																		4,922
1GX041	Dalrymple Community Outreach Fund	2,878																		2,878
1GX042	Extension Volunteers in Conservatio	6,914																		6,914
1GX043	Cooperative Extension Gift Fund	26,044																		26,044
1GX044	Master Gardener Program Gift Fund	25,823						(307)												25,516
1GX045	PB Smith - Other Research	5,296																		5,296
1GX046	William Spaulding Sea Grant Endowme	3,016						(44)												2,972
1GX047	CE Lakes Lay Monitoring	9,890																		9,890
1GX048	4-H Camp Gifts	10,181																		10,181
1GX049	4-H Urban Programming-Hillsborough	1,002																		1,002
1GX050	William J Cowie 4-H Fund	2,143																		2,143
1GX051	Saving Special Places Conference Fn	8,671																		8,671
1GX052	Briggs NH Land & Water Education	40,084																		40,084
1GX053	Greenhouse and Floriculture Gifts	11,408																		11,408
1GX054	Pesticide safety Education Program	26,131																		26,131
1GX055	CE Fund for Excellence	5,602																		5,602
1GX056	Community Development Academy Fund	6																		6
1GX057	4-H Healthy Living Fund	354																		354
1GX058	Lakes Region Local Food Guide Gifts	1,074																		1,074
1GX060	CE Stewardship Resource Center	7,998																		7,998
1GX061	Pike Coop Ext Volunteer Leadership	3,033																		3,033
1GX062	4-H Team CHAOS	14,555																		14,555
1GX063	Tree Fruit Program	968																		968
1GX064	Aquaculture Program	3,400																		3,400
1GX065	CE Professional Dev & Training	50																		50

UNIVERSITY OF NEW HAMPSHIRE DURHAM
DETAILED SCHEDULE OF ASSETS, DEFERRED OUTFLOWS, LIABILITIES, AND NET POSITION
BALANCE AT JUNE 30, 2022

Fund	Fund Name	Cash & Investments	Receivables	Prepaid & Other Current Assets	Property, Plant & Equipment	Deferred Inflows & Outflows	Accounts Payable	Deposits & Unearned Revenues	Accrued Employee Benefits	Pension & Post Retirement Medical	Refundable Government Advances	Asset Retirement and Other Obligations	Deferred Outflows - ARO	Lease Receivable - current portion	Lease Receivable, net of current portion	Deferred inflows - leases/SBITAs	Long-term Leases & SBITAs - current portion	Long-term Leases & SBITAs, net of current portion	Long-term Debt Including Life Income	Total Net Position
1GX066	UNH Nature Groupie	3,675					(61)													3,614
1GX067	Deans-Career & Professional Success	23,285																		23,285
1GX068	NH Master Gardener Alumni Assoc.	10,429																		10,429
1GX069	4-H InnovaTeen Program	7,508					(129)													7,379
1GX070	UNH Extension Coverts Project	18,531																		18,531
1GX071	4-H Dairy Goat Program	340																		340
1GX072	Coastal Research Volunteers	2,551					(30)													2,521
1GX073	Healthy Living Programs	7,866																		7,866
1GX074	Richard George '65 Internships	20,735																		20,735
1GX075	Plant a Row	25																		25
1GX076	Rines Young Inventors' Program	95,973					(700)													95,273
1GX077	Extension Food Safety Program	456																		456
1GX078	Extension Plant Diagnostic Lab	1,000																		1,000
1GX079	Check out UNH Initiative	13,053					(63)													12,990
1GX080	Extension New Farmer School Program	225																		225
1GX081	Agriculture & Garden's Speaker's	5,900																		5,900
1GX082	UNH STEM Discovery Lab Fund	10,000																		10,000
1GZ000	Peter Paul Chair in Space Science	20,199																		20,199
1GZ002	Climate Change Research Center	131																		131
1GZ003	Iola Hubbard Climate Change Endowmt	112,252																		112,252
1GZ005	Milton Bloomfield Fund	23,270																		23,270
1GZ006	Huisking Foundation Gift Fund	1,500																		1,500
1GZ010	LM RRS & Climate Change	4,940																		4,940
1GZ012	SMI SCHOLARSHIPS	63,955																		63,955
1GZ014	DR. MARJORIE A PARSONS FUND																			-
1GZ015	DORIS CHILD RENEY ARMBRUST FUND	20,705																		20,705
1GZ016	MARINE PROGRAM ENDOWMENT	21,617																		21,617
1GZ017	SHOALS MARINE LAB ENDOWMENT	9,205																		9,205
1GZ018	JEAN & CARMEN RAGONESE FUND	10,293																		10,293
1GZ019	CLASS OF 1937 PROFESSORSHIP	38,550																		38,550
1GZ020	SHOALS MARINE LAB GIFTS	35,713																		35,713
1GZ021	JEL ANNUAL GIFTS	8,907																		8,907
1GZ022	W P MOORE MAR SCI LECTURE	10,000																		10,000
1GZ023	ROBERT & DORIS TUTTLE ENDOWED FUND	23,150																		23,150
1GZ024	NEW HAMPSHIRE ESTUARIES PROJECT FUN	21,958																		21,958
1GZ025	SMSOE Fund	54,889					(845)													54,044
1GZ026	C.F.JACKSON SCHOLARSHIP FUND	2,176																		2,176
1GZ027	SPAULDING SHOALS LABORATORY ENDOW	657																		657
1GZ028	SPAULDING JACKSON ESTUARINE LAB	3,771																		3,771
1GZ029	Earth Watch Picture Post Network	130																		130
1GZ031	CHASE '58 EXCELLENCE IN MARINE SCIE	5,503																		5,503
1GZ032	ANDERSON FAMILY FUND-MARINE PROGRAM	6,550																		6,550
1GZ033	PREP GIFT FUND	57,286																		57,286
1GZ034	UNH Sustainable Seafood Field Lab	4,668,738					(10,015)													4,658,723
1GZ101	Center for Coastal Mapping (CCOM)	1,694																		1,694
1GZ144	GEBCO Program Gift Fund	21,240																		21,240
1GZ163	Rutman Shoals Marine Lab Scholars	370,177																		370,177
1GZ164	Dalton Shoals Marine Lab Fund	34,055																		34,055
1GZ165	Shoals Artist-in-Residence Program	102,642					(343)													102,299
1GZ166	SeaBASS-BioAcoustic Summer School	3,792					(2,550)													1,242
1GZ167	Art Borror SML Scholarship	182,672																		182,672
1GZ169	Ocean Process Analysis Laboratory																			-
1GZ170	EOS Institute	29,500																		29,500
1GZ171	Herriott & Herrin Scholarship	8,731																		8,731
1GZ172	Shoals Live																			-
1GZ173	Nancy Beck Shoals Marine Laboratory	709,714																		709,714
1GZ174	Shoals Diversity Scholarship	104,367																		104,367
1GZ176	SML Sustainable Engineering -Unitil	36,504																		36,504
1GZ177	SMSOE Student Support Fund	49,855																		49,855
1GZ178	Climate Resilience Fund	1,351																		1,351
1GZH36	SMSOE Faculty Support	5,364																		5,364
1GZH40	RESEARCH VESSEL	4,874																		4,874
1GZH45	MARINE BIOLOGY PROGRAM	24,965																		24,965
1GZH46	OCEAN ENGINEERING PROGRAM	30,381																		30,381
1GZH47	OCEANOGRAPHY PROGRAM	28,340					(139)													28,201
1GZH53	MARINE PROGRAM	(391)																		(391)
1GZH74	HUBBARD SEA GRANT SUPPORT	1,689																		1,689
1GZH80	MP - RESEARCH & TRAVEL SPPT PAYOUT	8,078																		8,078
1GZHUB	HUBBARD MARINE PROGRAM FUND	2,041,802					(10,126)													2,031,676
1GZSSC	Space Science Center Gift Fund	125																		125
	TOTAL RESTRICTED GIFTS & ENDOWMENT INCOME	46,172,616	8,745	17,150	-	-	475,504	(553,420)	-	-	-	-	-	-	-	-	-	-	-	46,120,595
	SPONSORED RESEARCH & PROGRAMS																			
110318	Old-Growth Forests Dynamics	(967)	967																	-
110322	Effects of Stress Factors	(6,437)	6,463				(26)													-
110328	Northern Forest Response	(993)	993																	-
110329	USDA Pest Management 17-20																			-
110332	Seed-Propagated Strawberries	(1,491)	1,506				(15)													-
110334	Optimizing AquaponicProduction	(5,077)	5,077																	-
110338	Sensor Network Research	(177)	177																	-
110341	Forest Practices Support 18-21	(3,592)	3,674				(82)													-
110342	Urban FIA Analytical Assist	(32,291)	32,291																	-
110343	Town Forests & Citizen Science	(2,990)	2,990																	-
110347	Benchmarks for NE High-Value	(6,877)	10,595				(3,718)													-
110349	TeleECHO Infrastructure																			-
110351	Bioenergy Feedstock Yield	(5,897)	5,897																	-
110352	Mammals & Mycorrhizal Fungi	(228)	228																	-
110354	Small Mammal Population	(4,327)	4,327																	-
110355	Urban FIA Analytical:L.Lepine	(29,564)	29,564																	-
110356	Climate Risk on Working Lands	(14,912)	14,912																	-
110357	Green Mountain National Forest	(352)	352																	-
110359	American Ash Resistance																			-
110360	Supplement	(16,180)	16,180																	-
110361	Functional Diversity	(8,060)	8,119				(59)													-
110363	Effects of Environmental	(1,000)	1,000																	-
110364	LiDAR- Enabled Monitoring	(12,265)	12,265																	-
110365	Forest Pest Outreach 2020																			-
110367	Acer Saccharum	(2,784)	2,784																	-
110368	Integrated Understanding of	(22,370)	22,593				(223)													-
110369	NH Building Community Reslienc	(5,691)	8,591				(2,900)													-
110370	Landowner Engagement Improves	(639)	900				(261)													-
110371	Gene Editing Intractable Micro	(8,273)	10,590				(2,317)													-
110372	A Multi-Regional Approach	(9,784)	9,896				(112)													-
110373	Identifying Poor Quality Fores	(7,192)	7,192																	-
110374	Natural Inquirer and GLOBE Cro	(1,149)	1,149																	-
110375	USDA ACER	(34,882)	34,882																	-

UNIVERSITY OF NEW HAMPSHIRE DURHAM
DETAILED SCHEDULE OF ASSETS, DEFERRED OUTFLOWS, LIABILITIES, AND NET POSITION
BALANCE AT JUNE 30, 2022

Fund	Fund Name	Cash & Investments	Receivables	Prepaid & Other Current Assets	Property, Plant & Equipment	Deferred Inflows & Outflows	Accounts Payable	Deposits & Unearned Revenues	Accrued Employee Benefits	Pension & Post Retirement Medical	Refundable Government Advances	Asset Retirement and Other Obligations	Deferred Outflows - ARO	Lease Receivable - current portion	Lease Receivable, net of current portion	Deferred inflows - leases/SBITAs	Long-term Leases & SBITAs - current portion	Long-term Leases & SBITAs, net of current portion	Long-term Debt Including Life Income	Total Net Position
110376	Northeast 4-H Collaborative: C	(3,370)	5,073				(1,703)													-
110377	Distance Learning and Telemedi	(21,672)	21,672																	-
110378	SitS: FroSen: Novel soil frost	(8,389)	8,389																	-
110379	Comparative Microbial Genomics	(4,648)	4,648																	-
110380	Mechanisms for adaptation	(3,745)	3,745																	-
110381	Drought Sensitivity in East US	(3,917)	3,917																	-
110384	Field variation in emamectin b	(22,496)	22,635				(139)													-
110386	University of New Hampshire 20	(7,996)	8,214				(218)													-
110387	Risk assessment of non-target	(969)	969																	-
110388	Diversifying the maple syrup i	(4,208)	4,208																	-
110389	Forest Pest Outreach FY 2021	(7,487)	7,487																	-
110390	Defining and exploiting market	(14,265)	14,287				(22)													-
110391	Measuring and Managing what Ma	(3,911)	3,911																	-
110392	The Earth Around Us - Water	(4,185)	4,185																	-
110394	Increasing Consumer Participat	(4,648)	4,648																	-
110395	Advancing Blueberry Plant Prot	(8,330)	8,330																	-
111E52	CRRC Admin	(31,243)	31,543				(300)													-
111E59	NH Sea Grant 2018-2021 Omnibus	(956)	956																	-
111E61	BioAcoustic Summer School		2,675				(2,675)													-
111E63	Berlinsky-Striped Bass																			-
111E64	Program Development	(160)	160																	-
111E66	Communications	(8,679)	13,408				(4,729)													-
111E67	Watson Jonah Crabs																			-
111E72	Education	(9,437)	10,677				(1,240)													-
111E73	Extension	(11,098)	11,176				(78)													-
111E74	Workforce Development	(8,692)	9,858				(1,166)													-
111E79	Offshore Aquaculture Demo	(3,996)	4,394				(398)													-
111E83	Emerging Shellfish Aquaculture	(11,989)	14,504				(2,515)													-
111E92	SG: Regional Lobster Extension	(1,114)	1,114																	-
111E93	Sea Grant Visioning Efforts																			-
111E96	NH American Eel	(2,724)	2,756				(32)													-
111E97	ASV Funding																			-
111F00	Saildrone Surveyor: Deep Ocean		5,282				(5,282)													-
111F01	CAMPI	(7,803)	7,803																	-
111F02	Oil Database	(705)	705																	-
111F04	ERMA FY20-21	(10,366)	10,366																	-
111F05	Rainbow Smelt in NH	(1,459)	1,459																	-
111F06	Seabirds as Indicators	(1,966)	1,966																	-
111F07	Role of Dune Overtopping	(7,684)	7,684																	-
111F08	Wastewater Treatment Processes	(1,972)	2,047				(75)													-
111F10	Tidal Marsh in Hampton	(2,075)	2,075																	-
111F11	Furey Graduate Fellowship																			-
111F14	Drivers of Temporal and Spatia	(7,947)	8,544				(597)													-
111F15	Lumpfish Broodstock Program	(7,930)	7,930																	-
111F16	Oyster Enhancement & PFA																			-
111F18	ICCORP	16,999	(16,999)																	-
111F19	2021-22 NOAA Great Bay System	(8,656)	9,449				(793)													-
111F20	Channeled Whelk Fishery	(9,151)	13,845				(4,694)													-
111F21	B2S Industry Challenge: Enhanc	(29,024)	29,024																	-
111F22	Continuation of the NOAA Joint	(259,056)	259,936				(880)													-
111F23	JHC Other Activities	(50,998)	51,723				(725)													-
111F26	Joint Hydrographic B. Calder	(58,008)	58,341				(333)													-
111F27	Joint Hydrographic V. Schmidt	(327)	379				(52)													-
111F28	Joint Hydrographic W Fessenden	8,717	5,115				(13,832)													-
111F29	Joint Hydrographic Brian Calde	(1,107)	1,107																	-
111F30	Joint Hydrographic William Fes	1,427	257				(1,684)													-
111F31	NH Sea Grant CoastWise	(8,536)	8,536																	-
111F33	French EDA	(12,494)	12,494																	-
111F35	CRRC-Research	(593)	593																	-
111F36	NH Sea Grant Fellowship 2021	(1,041)	1,041																	-
111F38	C19 Supp'l Funding	(634)	634																	-
111F40	Coastal Communities' Pavement	(16,278)	16,618				(340)													-
111F41	C-19 Accelerating Entrepreneur	(1,224)	1,224																	-
111F42	CRRC Admin 2021-2026	(5,496)	5,496																	-
111F45	IT Support for NOAA Employees	9,637	28,910						(38,547)											-
111F47	Supplement	(18,618)	19,102				(484)													-
111F48	CAMPRI	(1,085)	1,085																	-
111F51	Team Lump: Lumpfish Mapping Pr	(10,396)	10,396																	-
111F52	NE Sea Vegetable Aquaculture	(26,511)	26,560				(49)													-
111F53	What Goes With the Flow?	(11,124)	11,124																	-
112169	Models for Manufacturing																			-
112183	Monitoring Odontocete Shifts	(736)	736																	-
112188	LF-VLF Radio Waves																			-
112190	High Reynolds Numbers	(25,114)	25,114																	-
112193	High-Frequency Scattering																			-
112195	Underwater Munitions Pressure	(21,449)	21,449																	-
112200	The Origin of HF and VHF	(46,408)	46,408																	-
112201	Synthetic Polymers	(26,116)	26,116																	-
112204	Ocean Acoustics	(36,078)	36,078																	-
112206	Temporal Changes Seafloor	(15,248)	15,248																	-
112211	Multi-Look SAS Techniques	(9,953)	9,953																	-
112213	UUV-ASV System	(7,640)	7,640																	-
112214	AEON in the NW Atlantic	(64,275)	99,280				(35,005)													-
112215	Application of EMD detection	(58,428)	87,875				(29,447)													-
112216	Acoustic Scattering from Biolo	(9,038)	9,038																	-
112217	SeaBASS 2020	(269)	2,462				(2,193)													-
112218	Social Media Comprehension	(38,398)	38,398																	-
112219	UNH GenCyber Camp	(19,329)	19,329																	-
112220	Cold Region Sic and Tech.	128,647	(89,591)						(39,056)											-
112221	CLIN 0002	(253,389)	253,389																	-
112224	Building a Comprehensive Train	(13,819)	13,819																	-
112225	Microstructure design and proc	(33,949)	33,949																	-
112226	Connecting the fluid free-surf	(24,586)	26,152				(1,566)													-
112227	Radio Interferometer For Thund	(10,855)	10,855																	-
112228	0002 Goal 1 Task A-01-24-23	(156,320)	140,961				(1,135)		16,494											-
112229	0003 Goal II:2 Task A 1-24-23	(121,988)	99,426						22,562											-
112230	Enhancing a Comprehensive Trai	(13,936)	14,342				(406)													-
112231	Measuring and Modeling Interna	(10,230)	10,230																	-
112232	Characterizing Ambient Ocean	(27,061)	33,311				(6,250)													-
112233	GOL II1 TskB 1-25-22 - 1-24-25	(43,799)	43,799																	-
114000	HUD Assisted DisableResidents																			-
115132	ADEON	169,067	145,873						(283,430)											31,510
115142	Assessment: Offshore Sources 2																			-
115149	African American Exp NPS	(10,545)	18,245				(7,700)													-
115164	Netwinged and Deatwatch Beetle	(3,792)	3,792																	-
115166	Harmful Algal Blooms-A.Watts	(124)	124																	-

UNIVERSITY OF NEW HAMPSHIRE DURHAM
DETAILED SCHEDULE OF ASSETS, DEFERRED OUTFLOWS, LIABILITIES, AND NET POSITION
BALANCE AT JUNE 30, 2022

Fund	Fund Name	Cash & Investments	Receivables	Prepaid & Other Current Assets	Property, Plant & Equipment	Deferred Inflows & Outflows	Accounts Payable	Deposits & Unearned Revenues	Accrued Employee Benefits	Pension & Post Retirement Medical	Refundable Government Advances	Asset Retirement and Other Obligations	Deferred Outflows - ARO	Lease Receivable - current portion	Lease Receivable, net of current portion	Deferred inflows - leases/SBITAs	Long-term Leases & SBITAs - current portion	Long-term Leases & SBITAs, net of current portion	Long-term Debt Including Life Income	Total Net Position
115167	Perennial Pepperweed Partnersh	(3,544)	3,544																	-
115168	NSF- ICF- Science Management O	(3,920)	3,920																	-
115169	Assessing Effectiveness of Run	(4,337)	4,805				(468)													-
115170	Clear Air Act Effectiveness 4	(19,792)	26,946				(7,154)													-
115171	New England Cottontail Monitor	(2,137)	2,137																	-
115172	NH Water Resources Research Ce	(2,015)	2,015																	-
115173	McD Info Transfer	(3,152)	3,152																	-
115174	McD Water Quality	(1,198)	1,198																	-
115175	Ashcraft	(3,611)	3,611																	-
115176	Lightbody	(3,255)	3,255																	-
115177	McD Sensors	(211)	228				(17)													-
115179	YR 5 Start 5-29-2022	(20)	20																	-
116122	Investigating Child Pornography	(3,410)	3,410																	-
116123	National Survey of Internet &	(33,732)	33,732																	-
116124	Trends and New Directions	(56,919)	56,919																	-
116125	Improving Outcomes for Domesti	(6,542)	6,542																	-
116126	Victims of Technology- Facilit	(35,725)	70,525				(34,800)													-
116127	Improving the response to Vict	(32,813)	55,784				(22,971)													-
116128	Evaluation of Boston Area Rape	(1,696)	1,696																	-
117001	OSHA Train-the-Trainer for You																			-
117002	OSHA Capacity Building	(8,150)	8,249				(99)													-
11HLOC	DOA Hatch LOC																			-
120080	FTA Transit Information Signage	(14,000)	14,000																	-
13A102	Cold-Hardy Hydrangea Cultivars	(2,798)	2,798																	-
13A103	Integration of Natural Product	(6,864)	7,163				(299)													-
13A105	2020 Spotted Wing Drosophila																			-
13A107	Pesticide Applicator Training	169						(169)												-
13A109	Cooperative Extension Support	(8,496)	22,521				(14,025)													-
13A110	2021 IPM Program for Fruit and																			-
13A112	State of New Hampshire Farm an	(12,205)	19,025				(6,820)													-
13A114	Building Compliance Skills	(23,245)	23,533				(288)													-
13A115	2022 IPM Fruit and Vegetable	(9,165)	91,089				(794)	(81,130)												-
13C006	2019 NH Forest Stewardship																			-
13C008	2020 New Hampshire Forest Stew	(1,738)	1,738																	-
13C009	2020 Urban and Community Fores																			-
13C011	2021 New Hampshire Forest Stew	(14,555)	14,555																	-
13C012	2021 Urban & Community Forestr	(10,389)	10,389																	-
13C013	2024-2028 NH Statewide Compreh	(24,776)	24,776																	-
13D091	C19-iLearn NH	7,304	(7,152)				(152)													-
13D092	Independent Living Part B Acce																			-
13D093	Youth Mental Health First Aid	(23,083)	23,083																	-
13D095	VR - UNH4U	(2,988)	2,988																	-
13F355	Genomic Tools for Understandin	(77)	77																	-
13F356	EW139 Roseate																			-
13F357	T23R2P9 Tern Mgt.	(30,112)	30,491				(379)													-
13F358	ST1206 Pred. Mgt.																			-
13F360	Evaluating Furbearer Monitorin	(13,915)	13,915																	-
13F362	Technical Information and Guid	(22,741)	22,741																	-
13F363	Project II-Amanda Planning	(8,147)	9,647				(1,500)													-
13F364	Project III-Amanda Species Hab	(6,105)	6,160				(55)													-
13F365	Project IV-SGCN	(3,480)	3,497				(17)													-
13F366	Coverts	(21,391)	21,982				(591)													-
13F367	New Hampshire rainbow smelt re	(1,975)	1,975																	-
13F368	Quantifying Furbearer Populati	(11,410)	11,410																	-
13F369	Developing and Evaluating Nove	(20,338)	31,729				(11,391)													-
13G102	GRANIT 21																			-
13G103	FY 22 and FY 23 NH GRANIT - Ge	(31,708)	31,708																	-
13GFN0	2009-2010 NH State Grant	250																		250
13GFN9	2008-2009 NH State Grant	500																		500
13H245	STY-I Grant	(1)	1																	-
13H274	FY20 Epidemiological Support	3,058	(2,564)				(494)													-
13H277	Harm Reduction Education	539	(539)																	-
13H278	13H255 Large Vendors	(11,004)	11,004																	-
13H283	Pedi Mental Health Yr 2 of 2																			-
13H285	NH SNAP-ED SFY21																			-
13H286	No Wrong Door YR 3 of 3	(1,342)	1,342																	-
13H298	C19 Emergency COVID Rapid Resp	(2,811)	2,811																	-
13H301	IHPP CORE MOMM																			-
13H303	C19 COVID-19 Sampling Testing	(60,199)	158,400					(98,201)												-
13H304	Year 3 of 5	(63,333)	65,933				(2,600)													-
13H305	STY-1 APG FY21																			-
13H306	STY-1 FY21 SOR																			-
13H307	SHA SHP FY22 FUNDS	(20,151)	21,188				(1,037)													-
13H310	EPI FY22	(22,086)	22,086																	-
13H311	C19 Childcare Study and Dev. C	41,300						(41,300)												-
13H313	FY22	(539)	539																	-
13H314	C-19 Safer at School Screening	(630,900)	1,429,350					(798,450)												-
13H320	C19 Waste Water Testing	(26,309)	126,280				(119,192)	19,221												-
13H321	Commum Collab Yrs 4 & 5	(18,828)	18,828																	-
13H324	CORE Fy22 Electronic Health Record	(70,515)	70,515																	-
13H325	CORE MOMM	(3,611)	3,611																	-
13H326	CORE OMBP FY22	(83,444)	83,444																	-
13H327	CORE SOR FY22	(39,269)	39,269																	-
13H328	IOD CORE FY22	(83,885)	84,409				(524)													-
13H329	Year 4 of 4	(17,485)	17,485																	-
13H330	Year 2 funding	(18,765)	18,765																	-
13H331	SNAP-Ed	(177,070)	181,884				(4,814)													-
13H332	C19 Covid-19 Vaccination Proje	(36,043)	51,043				(15,000)													-
13H333	Technical Assistance and Train	(350,331)	362,566				(12,235)													-
13H334	Drug Overdose Fatality Review	(6,422)	6,422																	-
13H335	C19 COVID: Child Care Achievin	182,708						(182,708)												-
13H344	C19 988 Rapid Res FY22 7-1-21	(4,743)	4,743																	-
13H346	Amend 2 SOR 9-30-21 to 3-14-23	(16,380)	16,380																	-
13H347	C19 Millienium	(27,700)	27,700																	-
13J075	Bringing uSafeUS to all NH Pos																			-
13J076	C19 Coronavirous COVID-19																			-
13J079	Bringing uSafeUS to all NH Pos	(134,971)	155,044				(20,073)													-
13R284	NHIRC FY18-19	344						(344)												-
13R296	NHIRC Admin SBIR STTR FY19	2,337						(2,337)												-
13R302	NHIRC Admin SBIR-STTR	30,105	4,018					(34,123)												-
13R303	NHIRC Innovation Grants	196,347						(196,347)												-
13R304	NHIRC Dartmouth-Javelin																			-
13R305	NHIRC Dagan	(47,605)						47,605												-
13R307	NHIRC Revision Military																			-
13R308	NHIRC US Nanosulutions	(25,153)						25,153												-
13R309	NHIRC: Expanded Markets and Ca	(55,488)						55,488												-

UNIVERSITY OF NEW HAMPSHIRE DURHAM
DETAILED SCHEDULE OF ASSETS, DEFERRED OUTFLOWS, LIABILITIES, AND NET POSITION
BALANCE AT JUNE 30, 2022

Fund	Fund Name	Cash & Investments	Receivables	Prepaid & Other Current Assets	Property, Plant & Equipment	Deferred Inflows & Outflows	Accounts Payable	Deposits & Unearned Revenues	Accrued Employee Benefits	Pension & Post Retirement Medical	Refundable Government Advances	Asset Retirement and Other Obligations	Deferred Outflows - ARO	Lease Receivable - current portion	Lease Receivable, net of current portion	Deferred inflows - leases/SBITAs	Long-term Leases & SBITAs - current portion	Long-term Leases & SBITAs, net of current portion	Long-term Debt Including Life Income	Total Net Position
13R310	NHIRC: Unmanned System Sensing	(42,577)						42,577												-
13R311	2021-2023 SBDC	(46,861)	46,861																	-
13S071	2019 ILO #2	(84)	84																	-
13S079	LETPA-IL02	(9,957)	9,957																	-
13S080	LETPA-IL01	(2,802)	2,802																	-
13S083	2021 NH Seat Belt Observation																			-
13S086	Security Cameras WTP	(15,459)	15,459																	-
13S088	2021 FFW Law Enforcement Terro	(11,589)	11,589																	-
13S089	2022 Seat Belt Observation Sur	(21,742)	22,042				(300)													-
13T102	Monitoring Engineered Log Jam	(3,383)	3,383																	-
13T105	Forecast Bridge Condition																			-
13T106	SADES Guardrail		2,746					(2,746)												-
13T107	SADES Signs	1						(1)												-
13T119	Use of drilling parameters for	(7,456)	7,456																	-
13T120	WQ Test Site & Public Outreach	(1,483)	1,725				(242)													-
13T122	LTAP Workshops	(51,334)	51,764				(430)													-
13T123	LTAP Outreach Services	(33,340)	33,340																	-
13T124	SADES Maintenance	(39,963)	45,853				(5,890)													-
13T126	NH National Summer Transportat	(1,826)	2,162				(336)													-
13T127	Participant Support		162				(162)													-
13V204	PTAPP: Phase 3																			-
13V205	Nature-Based Coastal Infra																			-
13V219	Great Bay Waterbody	(32,458)	31,685					773												-
13V224	Nutrient Pollution Implement	18,162	9,257					(27,419)												-
13V251	NHDES SNHWS Nitrification Stud	(10,301)	10,301																	-
13V253	UNH Model Review and Drought																			-
13V254	Scaling Up Living Shoreline St	(104,176)	104,176																	-
13V255	NHDES field season 2021	117,000	(117,000)																	-
13V256	Raymond Grizzle Fund	(15,194)	15,194																	-
13V257	Thomas Gregory Fund	(45,942)	45,942																	-
13V258	David Burdick Fund	(25,967)	25,967																	-
13V259	Michael Routhier Fund	(17,047)	17,047																	-
13V260	Coastal Viewer	(6,725)	6,725																	-
13V261	Volunteer Beach Profiling YR 6	(7,974)	8,136				(162)													-
13V262	Larry Ward	(7,656)	7,656																	-
13V263	Coastal Communities and Climat	(2,849)	2,849																	-
13V264	NH Environmental Health Study	(16,052)	16,052																	-
13V265	Advancing scale-appropriate cl	(17,267)	17,267																	-
13V267	Flood Smart Seacoast	(1,998)	1,998																	-
13V268	Nitrogen Loading Indicator for	(4,278)	4,278																	-
13V269	Assessments and Prioritixzatio	(8,773)	8,773																	-
13V270	NHDES Field Season 2021	(13,185)	13,185																	-
13V271	Completing Stream Crossing	(22,789)	26,740				(3,951)													-
13Z162	GRANIT Clearinghouse Enhanceme	(122,516)	122,516																	-
13Z163	C19 CARES Act Support for UNH																			-
13Z164	The New Hampshire Italian Amer	3,784						(3,784)												-
13Z165	Finding Home: Portraits and Me																			-
13Z166	C19 COVID 19- NH City and Town	(54,094)	56,184				(2,090)													-
13Z167	NH Purchasers Group on Health	27,945	7,055					(35,000)												-
13Z168	NH Listens Facilitator Trainin	(653)	653																	-
13ZGNM	NHHEAF Mini-Grants	1,250						(1,250)												-
13ZU22	2021-2022 UNIQUE Grant	(1,001)						1,001												-
143339	CRaTER Science Mission Phase	(142,824)	144,462				(1,638)													-
143448	Snow and Soil Interactions																			-
143459	Helium in the Solar Wind																			-
143460	From Archea to the Atmosphere	(120)	120																	-
143462	Neutron Spectrometer Technique																			-
143464	Suprathermal Ion Populations	(9,342)	9,342																	-
143467	Storm Enhanced Density	(1,862)	1,862																	-
143468	Near-Earth Plasma Sheet																			-
143469	GLOBE SRS	(11,152)	12,257				(1,105)													-
143470	Diamond Scattering Detectors		15,837				(15,837)													-
143477	Plasma Flows Around the Helios	(1,460)	1,460																	-
143480	LAMP	(2,530)	2,530																	-
143482	Kelvin-Helmholtz Waves																			-
143483	Pickup-Ion-Driven Turbulence	(16,424)	16,424																	-
143484	SeaWinds on QuikSCAT	(6,293)	6,293																	-
143486	Synthetic Diamond Cherenkov	(1,866)	6,034				(4,168)													-
143487	ESDR of the Ocean Surface Wind	(8,004)	8,004																	-
143488	Dynamo 2																			-
143490	Ion Composition Control Factor	(13,421)	14,487				(1,066)													-
143495	NH NASA EPSCoR RID 19-20	(1,293)	1,293																	-
143496	Low-Energy Compton Imager	(22,741)	44,534				(21,793)													-
143497	Polar Wind Ambipolar Electric	3,134	24				(3,158)													-
143498	Hybrid Simulations Turbulence	(7,891)	7,891																	-
143501	CMEs and SEPs	(5,027)	5,027																	-
143505	H-ECIP Proposal	(16,393)	16,393																	-
143506	Scientist-in-the-Loop Event																			-
143507	Downstream Acceleration	(3,131)	3,131																	-
143508	Parametric Instability	(20,191)	20,191																	-
143509	Wind's Contributions at 1 AU	(51)	51																	-
143510	Neutron Spectrometers Techniq	(14)	14																	-
143511	Aeronomy at Earth																			-
143512	1.0 Project Management	(174,491)	176,154				(1,663)													-
143513	Magnetospheric Field & Plasmas	(14,119)	14,119																	-
143514	Exploring the Effects of Water	(7,831)	7,831																	-
143515	LEADER	(12,946)	12,946																	-
143516	TOMEXplus	(7,984)	7,984																	-
143517	2.0 Systems Engineering	(183,103)	183,103																	-
143518	3.0 Safety & Misc Assurance	(44,519)	44,519																	-
143519	4.1 Science (D1 & DP1)	(13,601)	13,601																	-
143522	Solar Wind Observations	(34,884)	34,884																	-
143523	Expansion of CMEs	(5,010)	5,010																	-
143525	CLUSTER EDI	(1,672)	1,672																	-
143526	Modeling and Data Assimilation	(1,709)	1,709																	-
143527	Salinity in NW Atlantic Shelf	6,815					(6,815)													-
143528	LEAP - Phase A																			-
143529	NH Space Grant Consortium Opp.	(4,938)	4,938																	-
143530	NASA Internships Fellowships	(6,774)	6,774																	-
143531	David Justice	(2,093)	2,093																	-
143532	IMAP Student Collaboration	(35,413)	43,153				(7,740)													-
143533	IMAP Service Providers	(9,300)	9,300																	-
143534	MMS, THEMIS and TWINS	(6,999)	8,725				(1,726)													-
143536	SWOT	(13,174)	13,174																	-
143537	Smoke on the Water: Lake-based	(2,831)	14,249				(11,418)													-
143538	A Dynamic, Emperical Inner-Mag	(3,085)	3,085																	-

UNIVERSITY OF NEW HAMPSHIRE DURHAM
DETAILED SCHEDULE OF ASSETS, DEFERRED OUTFLOWS, LIABILITIES, AND NET POSITION
BALANCE AT JUNE 30, 2022

Fund	Fund Name	Cash & Investments	Receivables	Prepaid & Other Current Assets	Property, Plant & Equipment	Deferred Inflows & Outflows	Accounts Payable	Deposits & Unearned Revenues	Accrued Employee Benefits	Pension & Post Retirement Medical	Refundable Government Advances	Asset Retirement and Other Obligations	Deferred Outflows - ARO	Lease Receivable - current portion	Lease Receivable, net of current portion	Deferred inflows - leases/SBITAs	Long-term Leases & SBITAs - current portion	Long-term Leases & SBITAs, net of current portion	Long-term Debt Including Life Income	Total Net Position
143539	Soil Moisture and Earthquakes	(15,816)	15,816																	-
143540	Modelling the GIC Response		608				(608)													-
143541	The role of O+ on reconnection	(7,213)	7,420				(207)													-
143542	HelioSwarm	(3,855)	3,855																	-
143543	Pre-Launch Science	323	(323)																	-
143547	Polarimeter Modules (LPM)																			-
143548	Shields	2,274	(2,274)																	-
143553	Ice Regimes on Arctic Ocean	(25,142)						25,142												-
143554	Open-source software to suppor	(1,515)	1,515																	-
143555	Investigating the Structure of	(7,610)	7,610																	-
143556	Lightening Advisory Panel 2021	(19,521)	20,244					(723)												-
143559	5.1 Instrument Mgmt and Missio	(801,279)	801,279																	-
143560	5.2 Instrument Systems Enginee	(1,828,390)	1,828,390																	-
143561	5.3 Opto Mechanical Assemblies	(1,833,168)	1,833,168																	-
143562	5.4 Focal Plane Assemblies	(75,611)	75,611																	-
143563	5.5 Electronics Flight Softwar	(3,259,887)	3,259,887																	-
143564	7.0 Instrument Operations	(73,656)	73,656																	-
143568	Increasing the dynamic range	(4,297)	4,297																	-
143569	C19 Supplement	(1,300)	1,300																	-
143570	Rocket Experiment for Neutral	(4,439)	5,065				(626)													-
143572	Development and Testing of a L	(3,574)	3,574																	-
143573	Thermal-ion plasma instabiliti	(12,484)	12,484																	-
143574	10.1 I and T Instrument	(2,175)	2,175																	-
143576	NICER Neutron Stars with Dark	(12,806)	12,806																	-
143581	Low-resource Winds Instrumenta	(6,138)	6,138																	-
143582	A multi-instrument study of di	(6,527)	6,527																	-
143584	RENU3 Clemmons	(4,170)	4,170																	-
143585	Models of Kilonova and Gamma R	(13,255)	13,255																	-
143586	Phase B Prep	(61,177)	61,177																	-
143588	Lightning Advisory Panel (LAP)	(8,400)	8,400																	-
147871	Sponges and their Microbiomes	(7,911)	7,911																	-
147876	Adding Animals to the Equation	(12,892)	12,892																	-
147877	Biological Diversity Influence	(14,016)	14,016																	-
147882	Organic Alkalinity	(6,623)	8,923				(2,300)													-
147888	Chip Integrity and Security	(9,450)	9,450																	-
147889	Modeling Fracture:Haxagon Metl	(3,150)	3,150																	-
147894	RET SITE: Rise UP	(786)	2,386				(1,600)													-
147896	CREST: Teacher Success	1,335	(1,335)																	-
147899	Enhancing Prep of Secondary																			-
147901	Role of Inhomogeneities	(5,708)	5,708																	-
147902	Participant Support	(1,448)	1,448																	-
147903	Landscape Scale Detection	(4,803)	4,803																	-
147904	Legal Socialization Model	(217)	217																	-
147907	Next Generation: Deep Drawing	(3,715)	3,715																	-
147908	Invasive Species Management																			-
147909	Solar-Driven Hydrogenation CO2	(4,830)	4,830																	-
147910	Ecosystem Phenology Feedbacks	(6,293)	6,293																	-
147911	Ultrafine-Laminated Structures																			-
147913	Distributed Water and Energy	(16,136)	16,136																	-
147915	SPRINGS	(1,515)	4,743				(3,228)													-
147916	Air-Sea CO2 Flux Measurements																			-
147917	Bias Intervention Guide & Tool	(13,218)	13,218																	-
147921	Managing Hardware Security																			-
147922	Longitudinal Impact of PLTL	(296)	296																	-
147923	Phase 2 of the SIPN	700					(700)													-
147926	The Finishers Program	(2,489)	2,489																	-
147936	GEM Workshop Coordination	(90,077)	93,928				(3,851)													-
147945	Col Res: RUI: Hagfish Slime	(2,541)	3,024				(483)													-
147948	Braided Tensor Categories																			-
147949	Lacustrine Microbialite Carbon																			-
147950	Conjugate Area Array Expmnt	(6,554)	6,554																	-
147951	A Lengthening Vernal Window	(2,901)	2,901																	-
147953	RII-Track 1 Management	(13,402)	13,479				(77)													-
147954	RII-Track 1 E.Berda	(8,728)	8,728																	-
147955	RII-Track 1 M.Knezevic	(9,079)	9,079																	-
147956	RII-Track 1 J.Tsavalas	(13,603)	13,712				(109)													-
147957	Energy Harvesting Models	(16,935)	16,935																	-
147958	Robust Reinforcement	(17,274)	17,274																	-
147959	TundraPEAT	(793)	793																	-
147964	Multi-Messenger Emission																			-
147965	Chemistry for the Community	(296)	296																	-
147966	PFI-TT: Aqueous Stationary																			-
147967	RII Track-2FEC: GECO	(22,382)	22,477				(95)													-
147968	Protein Evolution	(10,974)	11,876				(902)													-
147969	GP-Extra: Closes Gap	(1,882)	1,882																	-
147970	RII Track-4 Next Gen Climate	(1,917)	1,917																	-
147971	RII Track-4: Winter Weather	(4,014)	4,014																	-
147972	Dissolved Organic Phosphorus	(3,907)	3,907																	-
147973	Wind-Driven Exchange	(1,273)	1,273																	-
147975	4D Variations in Stress	(14,631)	14,631																	-
147976	FW-HTF Theme 2	(16,323)	16,323																	-
147978	Precip. Atmospheric NOx & O3	(2,452)	4,624				(2,172)													-
147979	RII-Track 1 Communication	1,671	(1,671)																	-
147980	RII-Track 1 Partnerships	(4,969)	4,969																	-
147982	RII-Track 1 Hale Learning Opps	(1,441)	1,441																	-
147983	RII-Track 1 Hale Scholars	(571)	571																	-
147984	RII-Track 1 Hale Course Dev.	(52)	52																	-
147985	RII-Track 1 Hale REU WKFD	(132)	132																	-
147986	RII-Track 1 Hale REU Diversity	(2,729)	2,729																	-
147987	RII-Track 1 Varner Mentorship	(5,379)	5,379																	-
147988	RII-Track 1 B.Kinsey Res. 1	(20,487)	17,469																	(3,018)
147989	RII-Track 1 J. Ha	(14,553)	17,605				(3,052)													-
147990	RII-Track1 BK ComputerModeling	(2,748)	2,748																	-
147991	RII-Track 1 BK Core Facilities	(604)	604																	-
147992	RII-Track 1 J. Tsavalas	750	(750)																	-
147993	RII-Track 1 K.Jeong	(9,354)	9,647				(293)													-
147995	RII-Track 1 I.Tsukrov	(12,033)	12,033																	-
147996	RII-Track 1 H.Vashisth	(12,777)	12,777																	-
147997	Sequential Motion	(11,445)	11,445																	-
147998	RII Track-2FEC: GECO: S.Hale	(1,022)	1,022																	-
147A02	CAREER: An Integrated Platform	(4,660)	5,020				(360)													-
147A11	CR: Multibeam Sonar Systems	(6,012)	6,012																	-
147A13	Col Res: Transport Processes	(395)	1,179				(784)													-
147A14	Col Res: Summit Station	(3,495)	3,495																	-
147A17	Col Res: Tree-Ring Data	(2,352)	2,352																	-
147A18	EPSCoR Part. Sppt. WKFD	(14,732)	22,070				(7,338)													-

UNIVERSITY OF NEW HAMPSHIRE DURHAM
DETAILED SCHEDULE OF ASSETS, DEFERRED OUTFLOWS, LIABILITIES, AND NET POSITION
BALANCE AT JUNE 30, 2022

Fund	Fund Name	Cash & Investments	Receivables	Prepaid & Other Current Assets	Property, Plant & Equipment	Deferred Inflows & Outflows	Accounts Payable	Deposits & Unearned Revenues	Accrued Employee Benefits	Pension & Post Retirement Medical	Refundable Government Advances	Asset Retirement and Other Obligations	Deferred Outflows - ARO	Lease Receivable - current portion	Lease Receivable, net of current portion	Deferred inflows - leases/SBITAs	Long-term Leases & SBITAs - current portion	Long-term Leases & SBITAs, net of current portion	Long-term Debt Including Life Income	Total Net Position
147A19	ArcticGRO	(1,750)	1,750																	-
147A20	Collab Res: Sea-Level Rise	(823)	823																	-
147A21	AccelNet: ICNet Global	(10,882)	11,449				(567)													-
147A23	GRFP: Savannah DeVoe	(1,824)	1,824																	-
147A24	GRFP: Samuel Palmer	10,854	(10,854)																	-
147A25	Acquisition Computer Cluster	1	(1)																	-
147A26	Collab. Res. Digitization TCN	(1,704)	1,704																	-
147A27	Pathways to Professions Biosci	(709)	709																	-
147A28	Mobilizing Our Coastal Commun	(2,756)	2,756																	-
147A32	147A32 - RII-Track 1, Linqing Li	(5,269)	5,502				(233)													-
147A34	CR:GOALI: Strain Gradient	(8,923)	8,923																	-
147A35	CR: Exopolymer & Phytoplankton	(6,458)	6,458																	-
147A36	SitS NSF UKRI	(193)	193																	-
147A37	Nitrogen & Carbon Cycles	(6,560)	6,560																	-
147A38	DASI Track 2: SWUG	(2,021)	2,021																	-
147A40	RII Track-4 Making Galaxies	(5,396)	5,396																	-
147A41	RII Track-4 Canary Watershed	(4,688)	4,688																	-
147A42	Land-to-Water Transport	(5,364)	5,364																	-
147A43	Plasma Sheet Bubbles	(12,641)	14,737				(2,096)													-
147A44	Soil Warming & Forest Ecosys.	(6,168)	6,168																	-
147A45	Seed		6,901				(6,901)													-
147A47	N. Padhye NH BioMade Seed	(7,957)	4,711				3,246													-
147A48	Y. J. Kim NH BioMade Seed	77	(77)																	-
147A49	Boolean-Arithmetic Obfuscated	(9,295)	10,705				(1,410)													-
147A50	CAREER: Teach Mathematics	(17,651)	17,651																	-
147A53	CR:Quantification Larval Disp	(18,293)	18,293																	-
147A54	C19 FW-HTF Theme 2																			-
147A55	Glaciation Peruvian Andes	(341)	341																	-
147A56	Andean- Amazonian Watershed	(14,265)	14,265																	-
147A57	Making Noyce in NH	(34,931)	34,931																	-
147A58	Developing an ab initio Model	(6,259)	6,259																	-
147A59	A Neural Network Model	(9,181)	9,181																	-
147A60	Impacts on Northwest Atlantic	(5,965)	5,965																	-
147A61	RAPID: Impacts of Godzilla dus	(5,467)	5,467																	-
147A62	Ice Core from Hercules Dome	(2,112)	2,503				(391)													-
147A63	Kinetic Flux Rope Structure	(3,509)	3,509																	-
147A64	STEM Gateway Teaching	(27,414)	27,420				(6)													-
147A65	Planninf and Acting While Time	(10,958)	10,958																	-
147A67	RII-Track 1-Nathan Oldenhuis	(4,939)	4,939																	-
147A68	RII-Track 1-Qi Zhang	(15,201)	15,201																	-
147A69	Carbon cycle using NEON																			-
147A70	C19 NSF I-CORPS																			-
147A71	SaTC: CORE: Small: Securing th	(16,761)	16,761																	-
147A73	Seismic Reslience and Adaptati	(10,946)	10,946																	-
147A74	Preliminary Dev of a Fluids	(7,648)	7,648																	-
147A75	ADBC Program	(361)	361																	-
147A76	Geomicrobiology and Biogeochem	(7,575)	7,575																	-
147A77	Convergent Impact of Marine	(3,897)	5,255				(1,358)													-
147A80	North Pacific ice core record	(7,295)	7,295																	-
147A81	Permafrost-Climate Feedbacks	(14,040)	17,068				(3,028)													-
147A82	Improving Models to Better Rep	(8,278)	8,278																	-
147A83	Collaborative Research: Invest	(3,921)	3,921																	-
147A84	OPUS: CRS, Biogeochemical resp	(1,278)	1,278																	-
147A85	CAREER: Decision Theoretic Lif	(7,488)	7,488																	-
147A86	Seed Fund 2021 - Won Hyuk Suh	(422)	952				(530)													-
147A87	GEM: Linking the plasma sheet	(5,690)	5,690																	-
147A88	Commercilizing novel mobile pl	(3,391)	3,391																	-
147A90	Implications of bacterial driv	(6,163)	6,163																	-
147A92	Jeffrey Halpern SEED Award	(2,219)	2,219																	-
147A93	GRP: David Heit	(2,866)	2,866																	-
147A94	Mahmud BioMade Seed Fund	(3,486)	3,770				(284)													-
147A96	IRES Track 1: International Co	1,711	8,289				(10,000)													-
147A98	Plastic Spiraling in River Net	(24,064)	25,000				(936)													-
147A99	John Roth Fund	(5,133)	5,133																	-
147B01	Collaborative Research: Multip	(76)	76																	-
147B02	Collaborative Research: Minera	(11)	11																	-
147B04	Collaborative Researh: Solar C	(16,017)	16,946				(929)													-
147B05	EAGER: SAI-E: Collaborative Re	(1,037)	1,037																	-
147B06	Collaborative Research: The Si	(14,078)	14,078																	-
147B07	What controls the marine refra	(1,577)	1,577																	-
147B08	Belmont Forum Collaborative: A	(959)	959																	-
147B09	Collaborative Research: Digiti	(429)	429																	-
147B11	Alma Hernandez	(5,985)	7,035				(1,050)													-
147B12	Evan England	(7,035)	7,035																	-
147B13	Collaborative Research: NNA Tr	(1,574)	1,574																	-
147B14	RET WFDV	(2,213)	2,213																	-
147B15	Julianna Gesun	(1,744)	1,744																	-
147B16	MICA 2021	(4,237)	10,658				(6,421)													-
147B17	NRT: Convergent Arctic Researc	(12,249)	13,133				(884)													-
147B18	Collaborative Research: DMREF:	(5,187)	5,187																	-
147B20	Hybrid Flow-Sediment-Structure	(1,802)	1,802																	-
147B21	Collaborative Research: MRA: D	(3,423)	3,423																	-
147B22	Track 2 BIO-SENS UNH Research	(14,821)	21,959				(7,138)													-
147B24	RII Track- 4: NSF: Towards tra	(7,587)	7,900				(313)													-
147B26	NH EPSCoR RII Track-1 Planning	(644)	644																	-
147B27	CAREER: From Research to Meta-	(5,374)	5,374																	-
147B28	BIO-SENS Admin Fund	(24,475)	49,616				(25,141)													-
147B29	BIO-SENS Participant Fund	(6,619)	7,619				(1,000)													-
147B32	Permafrost Microbiome Network	(3,151)	6,446				(3,295)													-
147B33	Development and Characterizati	(30,808)	34,873				(4,065)													-
14B191	Baseband	353,772					(273)	(353,499)												-
14B192	InterOperability Lab, IOLGeneral	667,946					(2,274)	(665,672)												-
14B203	Fibre Channel and iSCSI	43,500						(43,500)												-
14B206	Wireless Networks	76,125						(76,125)												-
14B214	Broadband	129,825					(263)	(129,562)												-
14B215	Ethernet Switching Protocols																			-
14B347	IPv6	572,974					(5,974)	(567,000)												-
14B348	Power over Ethernet	48,750						(48,750)												-
14B411	UV Disinfection of Water Validation	40,780						(40,780)												-
14B676	Avnu	14,825					(1,075)	(13,750)												-
14B707	1588 - Precision Clock																			-
14B765	NVMe	386,652					(1,602)	(385,050)												-
14B883	Breeding Striped Pumpkins	3,770					(82)	(3,688)												-
14B895	IRB Support for JUICE																			-
14B899	IOL Equipment Fund	59					(59)													-
14B921	OBHC	48,120	51,818				(685)	(99,253)												-

UNIVERSITY OF NEW HAMPSHIRE DURHAM
DETAILED SCHEDULE OF ASSETS, DEFERRED OUTFLOWS, LIABILITIES, AND NET POSITION
BALANCE AT JUNE 30, 2022

Fund	Fund Name	Cash & Investments	Receivables	Prepaid & Other Current Assets	Property, Plant & Equipment	Deferred Inflows & Outflows	Accounts Payable	Deposits & Unearned Revenues	Accrued Employee Benefits	Pension & Post Retirement Medical	Refundable Government Advances	Asset Retirement and Other Obligations	Deferred Outflows - ARO	Lease Receivable - current portion	Lease Receivable, net of current portion	Deferred inflows - leases/SBITAs	Long-term Leases & SBITAs - current portion	Long-term Leases & SBITAs, net of current portion	Long-term Debt Including Life Income	Total Net Position
14B925	Polymer Research Group Indust	52,631	60,038					(112,669)												-
14B946	Time Sensitive Networks and SPE	180,437						(180,437)												-
14B951	PREP Monitoring Collaborative	1,094,638	32,849				(4,500)	(1,122,987)												-
14B953	UNH Macroalgea Monitoring 2016	(6,150)						6,150												-
14B954	Impervious Surface Assessment	(4,355)						4,355												-
14B956	2016 Tidal Tributary Sampling	(5,055)						5,055												-
14B966	Sustained Real-Time Turbidity	694	19,216					(19,910)												-
14B969	NatSCEV4																			-
14B979	Deep Water Atlantic Habitats	94,589	92,363					(186,952)												-
14B984	Open Source	77,738						(77,738)												-
14B988	AquaShield Testing	(9,332)	10,582				(1,250)													-
14B995	Continuous, High Yield Kelp	(200,360)	203,390				(3,030)													-
14B999	Campus SRV Prevention Consort	1,800						(1,800)												-
14BA00	NISMART-4																			-
14BA06	IOL Investments	2,876,868																		2,876,868
14BA17	Particle Swarm Optimization																			-
14BA18	UNH Oceanography Graduate Prog	1,938						(1,938)												-
14BA23	DRIVEN																			-
14BA31	PREP Monitoring D.Burdick	(7,003)						7,003												-
14BA32	PREP Monitoring F.Short	(6,989)						6,989												-
14BA38	Innovative Packaging	18,146	76,337					(94,483)												-
14BA40	Biofab & Bioengineering K12	(19,806)	19,806																	-
14BA41	Transient Phenomena	82,370	(82,224)				(146)													-
14BA42	Seagrass Site in Ports Harbor	(30,685)						30,685												-
14BA45	ORPC: HighDeflection Hydrofoil																			-
14BA46	NVMe Over Fabrics	118,687						(118,687)												-
14BA47	GLOBE SRS: 2019 and 2020	171,840	1,913					(173,753)												-
14BA48	Evaluation - Carsey School	(9,019)						9,019												-
14BA49	Cutts Cove Living Shoreline																			-
14BA52	MIGSI Sensor	(29,745)	29,745																	-
14BA54	CDFI Capital Project	2,501					(2,500)	(1)												-
14BA55	Energetic Electron Microinject																			-
14BA60	Curved Microchannel Plates																			-
14BA61	Testing for StormKleener	(16,978)	17,098				(120)													-
14BA79	Testing for the Bioinfiltrator	(16,895)	17,375				(480)													-
14BA80	PREP: Town of Durham	(102,720)	8,138				(4,100)	98,682												-
14BA82	MISC PALL XIX																			-
14BA83	O2R - Predicting SPE Fluxes	(8,796)	17,949				(1,302)	(7,851)												-
14BA84	PREP Data Management	(28,702)						28,702												-
14BA85	G16 Operations Support - 47	(7,588)	7,588																	-
14BA86	MAPS Networking Protocol Cons																			-
14BA87	Misc Business 05.1.20-04.30.21																			-
14BA90	Monitoring Seaweed Abundance	(34,966)						34,966												-
14BA91	Cyanobacteria Monitoring Data																			-
14BA92	Alabama GLOBE Training Proposa	(3,495)	3,495																	-
14BA94	CSA Ocean Sciences JOB 3461																			-
14BA95	Graduate Assistantship, PhD Pr	13,870						(13,870)												-
14BA96	CSA Ocean Sciences JOB 3536																			-
14BA97	CSA Ocean Sciences JOB 3352																			-
14BA98	Shoreline Options Survey	1,405	111					(1,516)												-
14BA99	NERACOOS Buoy Data	(78,084)						78,084												-
14BB00	SML 2021	(442,895)	19,647					423,248												-
14BB01	Proteomic Approach to Determi																			-
14BB03	Lessons learned from SSA Demo	4,135						(4,135)												-
14BB04	A Novel, Field-Deployable, Bio																			-
14BB05	SAS Fellowship																			-
14BB06	Relational Coordination Collaborati	(7,311)	(484)					9,494												1,699
14BB08	Town of Hampstead for Water Su																			-
14BB11	TCRP: Team Coaching Communicat																			-
14BB12	Azimuth Incorporated																			-
14BB13	RC Partnerships	58,298						(31,730)												26,568
14BB14	RC Workshops	(17,701)	7,169					39,713												29,181
14BB15	Misc Bus 04-01-21 - 05-31-22	173,143						(173,143)												-
14BB16	PALL Water Miscellaneous Proje	(37,710)	60,092					(22,382)												-
14BB17	PRMC Decision Support	(27,813)	4,523					23,290												-
14BB18	Supp'l Sodium Butyrate and Mon	12,120	22,496				(101)	(34,515)												-
14BB19	Phase II - Deep Sea Vision	(2,709)	2,709																	-
14BB20	Brodeur Partners Survey Recur.																			-
14BB21	Test-Transplanting Eelgrass	(36,346)	17,461				(29)	18,914												-
14BB23	Michael Routhier Fund	(22,612)	5,633					16,979												-
14BB24	UpFlo Filter Testing	(27,867)	27,987				(120)													-
14BB27	CDFI Equity Project																			-
14BB30	TCP: Team Coaching Program	707						2,793												3,500
14BB31	TCRP Team Coaching	6,177						(3,027)												3,150
14BB33	Tracking Early Season Nitrogen	60,985	63,710				8,386	(133,081)												-
14BB34	Improving the Analysis of Anti	1,170	5,220				(390)	(6,000)												-
14BB35	Bioavailability of Kessent M2	11,685	6,960				(2,110)	(16,535)												-
14BB39	Securing Forest Carbon	991	13,467					(14,458)												-
14BB40	MIGSI Sensor Augmentation	(4,047)	4,047																	-
14BB41	Inclusive Access Course Materi	40,533						(40,533)												-
14BB42	Eastern hemlock CLT & demo pro	(1,433)	7,433					(6,000)												-
14BB43	Investigation of the aerosoliz	630						(630)												-
14BB44	Dynamics and Dispersion of Met	(27,201)	129,018					(101,817)												-
14BB45	SAS Research	12	8,564					(8,576)												-
14BB47	SML 2022	(290,488)					(23,275)	377,050												63,287
14BB48	2-1-22 to 5-31-23	(16,474)					(1,170)	17,644												-
14BB49	Missouri	(5,956)	5,956																	-
14BB51	Bioavailability of LysiGEM 1.5	(12,593)	147,560				(750)	(134,217)												-
14BB53	NH Granit - PREP Report 22	(10,649)	1,654					8,995												-
14BB55	HDR Engineering Phosphorous An	(95)	4,666				(185)	(4,386)												-
14BB57	Vineyard Wind 1 Passive Acoust	(14,687)	14,687																	-
14BB58	EHIS G18 - PLT Task Effort	(46,355)	46,355																	-
14BB59	Determining Plasma Methionine	(77)	286				(209)													-
14BB60	Environmental Management; Envi	(8,121)	8,121																	-
14F106	Indian Ocean	5,266						(5,266)												-
14F107	Indian Ocean	327						(327)												-
14F147	NF-GEBCO Ambassador	32,369						(32,369)												-
14F151	Confucius Institute																			-
14F166	Sound and Marine Life Joint In	(2,383)	2,383																	-
14F168	Evolution Wheat Yield																			-
14F172	NF Team Participation	85,030						(85,030)												-
14F180	Hybrid Pumpkin&Squash Varities	10,262	5,129					(15,391)												-
14F181	Nagoya University Visiting Sci	(22,659)	22,659																	-
14F186	GEBCO Training Project 15 & 16	43,353						(43,353)												-
14F187	GEBCO Travel 15 & 16	164,743						(164,743)												-
14F189	GEBCO-NF: XPRIZE Round 2																			-

UNIVERSITY OF NEW HAMPSHIRE DURHAM
DETAILED SCHEDULE OF ASSETS, DEFERRED OUTFLOWS, LIABILITIES, AND NET POSITION
BALANCE AT JUNE 30, 2022

Fund	Fund Name	Cash & Investments	Receivables	Prepaid & Other Current Assets	Property, Plant & Equipment	Deferred Inflows & Outflows	Accounts Payable	Deposits & Unearned Revenues	Accrued Employee Benefits	Pension & Post Retirement Medical	Refundable Government Advances	Asset Retirement and Other Obligations	Deferred Outflows - ARO	Lease Receivable - current portion	Lease Receivable, net of current portion	Deferred inflows - leases/SBITAs	Long-term Leases & SBITAs - current portion	Long-term Leases & SBITAs, net of current portion	Long-term Debt Including Life Income	Total Net Position
14F190	Seabed 2030	13,993	40,117					(54,110)												-
14F194	The Missing Link:	35,991	26,932					(62,923)												-
14F204	Rumen Protected Lys Products																			-
14F205	GEBCO Training Year 17-Nippon	13,423						(13,423)												-
14F206	14F205 Travel	60,293						(60,293)												-
14F207	Confucius Institute																			-
14F208	Sustainable Wetlands Adaptatio																			-
14F209	Determining Plasma Lys and Met																			-
14F210	Wffectiveness of Adi-Flow on n	9,169	47,728					(56,897)												-
14F211	Plasma Amino Acid Database Dev																			-
14F213	Multibeam Survey System Phase2	(38,590)	39,099				(509)													-
14F215	Seabed 2030 - Engagement and D	18,483	242,163					(260,646)												-
14F216	Nippon Foundation - GEBCO Trai	242,327	(242,327)																	-
14F217	Foreign Travel	(27,494)	27,494																	-
14F218	University of Munster- Fellows		1,700					(1,700)												-
14F221	JIP Acoustic Modelling Worksho	(14,188)	14,188																	-
14F223	Combining global OBS and CTBTO	(528)	528																	-
14F224	Nippon Foundation - GEBCO Trai	707,342						(707,342)												-
14F225	Travel Fund	112,673						(112,673)												-
14F226	Customized Team Coaching Progr	(39,531)	116,273					(76,742)												-
14F227	WHO Report on What Works to Pr	39,201	18,109					(57,310)												-
14F228	Decadal trends in organic carb		22,935					(22,935)												-
14F229	Adisseo - Methionine Prototype	(14,437)	35,031				(4,735)	(15,859)												-
14G295	oTherm	69,941						(69,941)												-
14G296	Mechanistic Load Restriction																			-
14G297	oTherm-J.Lapak	(69,058)						69,058												-
14G298	No Markets, No Managements	(991)	991																	-
14G299	(CIR) Materials	(47,427)	48,780					(1,353)												-
14G301	Tide and Flood Monitoring																			-
14G302	Friends of Fulbright Undergrad	36,706						(36,706)												-
14G303	Walleye Triploidy Testing	(47,235)	24,181					23,054												-
14G305	Innovative Binder Compatible	(14,585)	9,405					5,180												-
14G310	Asphalt Mix Rejuvenator	(23,273)	49,782					(26,509)												-
14G311	Farm Management Technical	(379)	1,838				(1,459)													-
14G312	FWC Florida 2020 Oyster Reef M	(74,891)	348,874				(833)	(273,150)												-
14G313	Berlin School Governance (Andr	2	3,516					(3,518)												-
14G314	CWSRF IDDE																			-
14G315	Impacts of Asphalts Pavement	(41,507)	21,494				(4,800)	24,813												-
14G316	Maine - Invasive Species Detec	(637)	730				(93)													-
14G317	Building Coastal Resilience by	(2,142)	2,142																	-
14G318	VT - Invasive Species Detectio																			-
14G320	New England Cottontail Monitor	827	14,356				(183)	(15,000)												-
14G322	Development of Cost-Effective	(30,810)	20,030					10,780												-
14G324	C19 COVID-19 screen and or dia		29,753					(29,753)												-
14G325	Pathway to Micro	(29,796)	29,796																	-
14G326	Biophysical Drivers Sediment	(20,411)	20,411																	-
14G327	Finding Common Ground on Educa	(5,985)	5,985																	-
14G328	Simplified Wedge Splitting Tes	(9,189)	9,189																	-
14G329	Coaching and Facilitation for	(8,578)	8,578																	-
14G330	Dielectric Profiling System (D	(21,328)	21,328																	-
14G331	Flooded Pavement Assessment Ap	(1,387)	1,387																	-
14G332	C19 Screening-HCDOC	(10,305)	11,160					(855)												-
14G334	Invasive Species Detection in	(864)	1,277				(413)													-
14G335	Monitoring Bearded Seals in th	(11,300)	11,300																	-
14GFVD	2017-2018 Vermont State Grant	500																		500
14N808	MMS - Project Management																			-
14N820	MMS - Phase E - MO & DA	(269,716)	312,083				(42,367)													-
14NC57	Solar Orbiter Project Mgmt	(875)	875																	-
14NC58	Solar Orbiter-Science	(28,147)	28,147																	-
14NF56	Sexual Perpetration in Teens																			-
14NG25	Center Broadband Excellence																			-
14NG93	NATSAP FY17-19	26,555	7,250					(33,805)												-
14NH17	NERACOOS: IOOS	(134,481)	209,895				(75,414)													-
14NH24	LTER-Plum Island Ecosystems	(13,703)	14,217				(514)													-
14NH66	LTER: Hubbard Brook Exp Forest	(59,993)	59,993																	-
14NH68	DroughNet	(12,128)	12,443				(315)													-
14NI42	Investing in Our Future	(45,883)						45,883												-
14NI47	Energetic Storm Particle Event	(2,083)	2,083																	-
14NI54	Creating Functioning Landscape																			-
14NI69	Summer Boot Camps	242,017					(6,824)	(235,193)												-
14NI87	Melissa Bauer: Grant-in-Aid																			-
14NJ00	Healthy Aging Caregiving	3,552						(3,552)												-
14NJ01	NAHDO Sponsorship	(10,063)	10,063																	-
14NJ10	PESaLTERs Project																			-
14NJ23	RII Track-2 FEC: Genome	(5,506)	5,506																	-
14NJ38	Ocean Acidifications Threshold	(8,517)	8,517																	-
14NJ39	Ocean & Coastal Acidification	(1,075)	1,075																	-
14NJ42	Student Cognition Toolbox	4,791					(1,499)	(3,292)												-
14NJ50	NH StateView Program	(1)						1												-
14NJ54	Synthesis Long-Term Studies	(2,122)	2,122																	-
14NJ68	Belize River Watershed	32,706						(32,706)												-
14NJ73	NE Coastal Ocean Forecast	(17,271)	17,271																	-
14NJ84	Epigenetic Regulation WM Bio	5,899					(939)	(4,960)												-
14NJ92	Integrated Seaweed Hatchery																			-
14NJ95	Microbial Mortality in Ocean	407					(751)	344												-
14NK09	HRF Soundview Oyster Reef Mon	5,701	5,424					(11,125)												-
14NK10	IDN Region 4-Revised Workplan																			-
14NK15	SVP FY 20	(2,624)	2,624																	-
14NK18	SPRIDV FY 20	(7,262)	7,262																	-
14NK26	GLOBE Implementation Office	(61,362)	61,762				(400)													-
14NK27	DVPP FY20	(11,040)	11,040																	-
14NK30	Stories from the Archives	(3,390)						3,390												-
14NK32	Restoring NE's Saltmarsh	(9,190)	9,190																	-
14NK33	NH Humanities Collaborative	342,273						(342,273)												-
14NK35	Recent College Graduates	40,027						(40,027)												-
14NK38	Alliance for Healthy Aging	46,165						(46,165)												-
14NK39	WITH Foundation Grant																			-
14NK40	Coupling of Ovigerous Female	(2,241)	2,241																	-
14NK42	Farm Entry and Persistence	(45)						45												-
14NK44	Joshua Law FY20																			-
14NK48	Visualizing Qualitative Data	7,345						(7,345)												-
14NK51	Financial Innovations																			-
14NK57	Ocean Sound Software																			-
14NK59	CE Sarah Grosvenor	16,962					(36)	(16,926)												-
14NK63	Family Connections 2020																			-
14NK67	Lamprey YR2 end 06-30-21																			-

UNIVERSITY OF NEW HAMPSHIRE DURHAM
DETAILED SCHEDULE OF ASSETS, DEFERRED OUTFLOWS, LIABILITIES, AND NET POSITION
BALANCE AT JUNE 30, 2022

Fund	Fund Name	Cash & Investments	Receivables	Prepaid & Other Current Assets	Property, Plant & Equipment	Deferred Inflows & Outflows	Accounts Payable	Deposits & Unearned Revenues	Accrued Employee Benefits	Pension & Post Retirement Medical	Refundable Government Advances	Asset Retirement and Other Obligations	Deferred Outflows - ARO	Lease Receivable - current portion	Lease Receivable, net of current portion	Deferred inflows - leases/SBITAs	Long-term Leases & SBITAs - current portion	Long-term Leases & SBITAs, net of current portion	Long-term Debt Including Life Income	Total Net Position
14NK68	Lamprey YR3 ends 06-30-22	(4,557)	4,557																	-
14NK76	Dietary CationAnion Difference	1,315						(1,315)												-
14NK77	NH CBO Buisness Acument YR3																			-
14NK79	Population and Habitat Assessm	40,080						(40,080)												-
14NK80	Effects of Combined Diet																			-
14NK82	CDFI Capital Project	5						(5)												-
14NK84	UNH WCC Project																			-
14NK85	MBON Expansion	(29,042)	29,042																	-
14NK87	Exploring the Context of Comm.																			-
14NK89	Instrument Management	(1,312)	1,312																	-
14NK91	Trauma Infored Care																			-
14NK93	Outreach program to Oyster Riv	500						(500)												-
14NK94	Improving the CAC-MDT Response																			-
14NK98	Algae-Feed for Dairy Cows	(19,024)	19,024																	-
14NL00	UNH EVALUATION OF THE LOVE 146	(9,812)	9,812																	-
14NL01	Instrument Systems Engineering	(68,507)	68,507																	-
14NL02	MAG Engineering Dev Unit	(35,696)	35,696																	-
14NL03	MAG Flight Models and Spares	(69,409)	72,902				(3,493)													-
14NL04	MAG Flight Software & Firmware	(21,865)	21,865																	-
14NL05	Emulator & Ground Support Equ	(62,002)	62,002																	-
14NL09	Children's Trust L2E2																			-
14NL10	Pickup He+ Pitch Angle	(8,559)	8,559																	-
14NL11	Assessing Magma Storage within	585						(585)												-
14NL13	NH Farmers Market Promo: ORIS	(465)	465																	-
14NL20	Quantifying long-term changes	51						(51)												-
14NL21	Monitoring Plan for Salt Marsh	(8,386)	8,386																	-
14NL22	RDN	(69,148)	7				(15,766)	84,907												-
14NL23	LLC3																			-
14NL24	The Sociecological Shock of Co	116,291					(1,125)	(115,166)												-
14NL25	Socioecological Project Labor	(55,950)						55,950												-
14NL37	NH Telehealth Alliance	(7,519)	29,579					(22,060)												-
14NL38	Northern New England Regional																			-
14NL39	Southern New England Regional																			-
14NL40	A Rainbow of Dark Sectors	867						(867)												-
14NL42	TRB NCHRP IDEA	(16,024)	13,549					2,475												-
14NL45	Outdoor Behavioral Healthcare	256,265						(256,265)												-
14NL46	Transcending the home-school	12,410						(12,410)												-
14NL47	One Acre Fund Consultation																			-
14NL49	C19 Nursing Home ECHO																			-
14NL50	Fundamentals	231,927					(10,154)	(221,773)												-
14NL51	Harnessing evolution to reveal	(26,923)	26,923																	-
14NL52	MASPEX																			-
14NL53	Developing and testing a novel	6,455						(6,455)												-
14NL55	NAHDO AHRQ Yr 3																			-
14NL56	ARC'S Pre-Contact Costs	(1,589)	1,589																	-
14NL57	Making Race Visible in Predomi	19,610						(19,610)												-
14NL62	Turbine Measurements at UNH	(35,453)	47,274				(78)	(11,743)												-
14NL68	Low Income New Hampshire Paren	545						(545)												-
14NL69	NH 4-H Unplugged Series																			-
14NL71	Developing a Model For Predict	11,963						(11,963)												-
14NL72	Cosmogenic 10Be dating of term																			-
14NL73	Youth Worker Community of Prac																			-
14NL74	Detecting Impacts from Climate	(4,615)	4,615																	-
14NL81	Pitching foil crossflow turbin	(7,961)	7,961																	-
14NL82	Backbone Support to the NH All																			-
14NL83	Expanding NE Green Crab	(5,486)	5,486																	-
14NL84	MGHPCC Portal Development																			-
14NL85	Research Assistance Partnershi																			-
14NL86	Advancement of Composite Lines	38,042	(38,042)																	-
14NL88	Great Bay Buoy Project																			-
14NL90	Salt Marsh Pool Runnels in Ess	19,066	53,412					(72,478)												-
14NL91	Cooperative Extension vaccinat	(9)	9																	-
14NL92	Sexual Violence Prevention 21																			-
14NL95	Support the New England Fisher	(1,613)	1,613																	-
14NL96	2021 nTIDE Reports and nTIDE L	7,008						(7,008)												-
14NL97	Early Childhood Center for Exc	20,968						(20,968)												-
14NL98	Cite Black Women in Physics	3,463						(3,463)												-
14NM07	Course Development Grant: Chal	6,656						(6,656)												-
14NM08	PFW - Oyster Aquaculture and R																			-
14NM11	Upper Valley Early Childhood C	27,122						(27,122)												-
14NM12	C19 COVID impacts on seafood																			-
14NM15	NH State of Philanthropy	(4,981)	4,981																	-
14NM17	Western Gulf of Maine Monitori	(7,535)	7,551				(16)													-
14NM20	Ground-truthing Salt Marsh Pri	(1,291)	1,291																	-
14NM21	C19 UNH Vaccination Education	9,125					(28)	(9,097)												-
14NM22	Expanding the Strengthening th	9,312						(9,312)												-
14NM26	Center for Spills & Environmen	(6,178)	6,178																	-
14NM27	Knowing You Knowing Me: Explor	475						(475)												-
14NM28	C19 NH UNH Vaccine Education:	130,289					(1,161)	(129,128)												-
14NM29	NHCBHA	(16,839)	22,641					(5,802)												-
14NM30	Victims of Crime Act (VOCA FY2	(43,280)	43,280																	-
14NM32	Wetland Reserve Easement Agree	(54,593)	54,593																	-
14NM34	Adult Youth Workers Community	63,770					(5,200)	(58,570)												-
14NM35	A survey of floriculture speci	5,987						(5,987)												-
14NM37	Permeability Evolution and Mec	53,674						(53,674)												-
14NM38	Granite United Way Youth Enric	727						(727)												-
14NM41	Evaluation of the One Love 1-s	(6,572)	6,572																	-
14NM42	2021- 2022 Belknap EDC Technic	(71,138)	71,353				(215)													-
14NM43	NH State View Program	(10,436)	10,436																	-
14NM44	eFollows postdoc program: Deve	(28,906)	28,906																	-
14NM45	Remembering Mosul	(1,040)						1,040												-
14NM47	Seacoast NH LGBTQ Oral History	(1,945)						1,945												-
14NM49	Core Physicians Project Facili	(3,267)	424					2,843												-
14NM50	C-19 START PCORI COVID-19	(167,382)	216,967				(49,585)													-
14NM51	TTELP (Telehealth, Technology	(37,787)	37,787																	-
14NM52	EFH Policy, Convening and Prim	122,709						(122,709)												-
14NM53	Quantitative analysis in RCT r	106,387					(4,800)	(101,587)												-
14NM54	Junior Science and Humanities	(3,032)						3,032												-
14NM55	Junior Science and Humanities	(3,058)						3,058												-
14NM56	Health and Community Developme	10,011						(10,011)												-
14NM60	Coos Trail Stewardship Researc	(6,086)	6,086																	-
14NM61	Integrated Mental Health Treat	25,551						(25,551)												-
14NM62	C19 Telehealth and Individuals	23,442					(363)	(23,079)												-
14NM64	Chronology if Deglaciation of	2,300					(2,300)													-
14NM65	Kents Island Monitoring	(8,468)	8,468																	-
14NM66	Technologies for managing and	(569)	7,569					(7,000)												-

UNIVERSITY OF NEW HAMPSHIRE DURHAM
DETAILED SCHEDULE OF ASSETS, DEFERRED OUTFLOWS, LIABILITIES, AND NET POSITION
BALANCE AT JUNE 30, 2022

Fund	Fund Name	Cash & Investments	Receivables	Prepaid & Other Current Assets	Property, Plant & Equipment	Deferred Inflows & Outflows	Accounts Payable	Deposits & Unearned Revenues	Accrued Employee Benefits	Pension & Post Retirement Medical	Refundable Government Advances	Asset Retirement and Other Obligations	Deferred Outflows - ARO	Lease Receivable - current portion	Lease Receivable, net of current portion	Deferred inflows - leases/SBITAs	Long-term Leases & SBITAs - current portion	Long-term Leases & SBITAs, net of current portion	Long-term Debt Including Life Income	Total Net Position
14NM67	Sustainable Seafloor Mapping -	58,000						(58,000)												-
14NM68	NERACOOS: A responsive ocean o	(13,620)	13,782				(162)													-
14NM69	UNH Engagement Hub	2,392						(2,392)												-
14NM70	CF LTT Regional Dissemination	(405,475)					(53,610)	459,085												-
14NM71	New Hampshire Youth Organizing	95,000						(95,000)												-
14NM72	New Hampshire Educational Equi	61,029					(46)	(60,983)												-
14NM73	Transferring Conservation Sci	(7,724)	7,724																	-
14NM74	Sustaining Oral Health Report	12,922						(12,922)												-
14NM75	eDNA and Estuarine Management	924,596					(379)	(924,217)												-
14NM76	Structural Pest Control Manual	9,163						(9,163)												-
14NM77	C19 Understanding how alcohol	(4,758)	4,758																	-
14NM78	Tracking microplastic pollutio	1,063						(1,063)												-
14NM79	Web Based Resource for Develop	41,504						(41,504)												-
14NM80	AUCD Children's Mental Health	6,000						(6,000)												-
14NM81	Training Pediatric Primary Car	217,268					(635)	(216,633)												-
14NM82	Voices of Marginalized Persons	36,971					(2,000)	(34,971)												-
14NM83	2022 Kessler Foundation Nation	(107,829)						107,829												-
14NM84	Setting Priorities for Cultura	(1,880)					(12,077)	13,957												-
14NM85	A pilot project to develop bot	(6,208)	6,208																	-
14NM86	Buoy Maintenance	(27,642)	27,681				(39)													-
14NM87	Expansion Carbonate Measure	(50)	50																	-
14NM88	Regional NW Atlantic Observe	(65)	65																	-
14NM89	NDI-DRRP Year 4	(384)	384																	-
14NM90	nTIDE - 2022	51,827						(51,827)												-
14NM91	Exeter SUD	(10,412)	25,127					(14,715)												-
14NM92	Race and Equity in NH	91,487					(48)	(91,439)												-
14NM93	SWFO Management Reserves	(1,855)	1,855																	-
14NM94	Backbone Support	201,282					(14,700)	(186,582)												-
14NM95	Planning an Ocean Sound Decade	(6,222)	6,222																	-
14NM96	C19 2021-2022	(38,909)	38,909																	-
14NM97	Tracking Bacterial Contaminati	4,675						(4,675)												-
14NM98	Community Navigator Pilot Prog	(27,232)	27,232																	-
14NN01	Cats' Cupboard - Swipe Out Hun	6,000	(6,000)																	-
14NN02	WCC Wave 3	9,483						(9,483)												-
14NN03	Book to Art	(934)						934												-
14NN04	Mount Washington Valley Career	4,971						(4,971)												-
14NN05	BIPOC Monumentality in New Ham	121,625						(121,625)												-
14NN06	Strawberry Banke Water Level	(9,824)	11,417				(1,593)													-
14NN07	Sexual Violence Prevention 202	(762)	762																	-
14NN08	Research Assistance Partnershi	63,581						(63,581)												-
14NN11	Sparrow Monitoring in NH	(8,379)	8,455				(76)													-
14NN12	Northeast Regional Initiative	(2,066)	2,066																	-
14NN16	Financial Innovations Roundtab	50,000						(50,000)												-
14NN17	TNC 2022 Oyster Restoration	13,958	917					(14,875)												-
14NN18	TNC 2022 SOAR project	7,625						(7,625)												-
14NN19	SOAR Monitoring	7,912	(7,912)																	-
14NN20	BREA Project May 2022-August 2	26,765						(26,765)												-
14NN21	Building a Coastal Resilience	(3,191)	9,300				(6,109)													-
14NN22	American Jersey Cattle Assoc	11,467						(11,467)												-
14NN23	Jessica Carson	(596)						596												-
14NN25	Scaling Climate Equity Finance	1,222,102						(1,222,102)												-
14NN28	4-H Northeast Champions	15,000						(15,000)												-
14NN30	Tracking and Modeling Flux of		24,000					(24,000)												-
14NN31	Supporting food system leaders	75,000						(75,000)												-
14UB33	Carbon																			-
14UB76	Microbes-Climate-Livestock	(7,098)	9,198																	2,100
14UC21	Energy-Water-Land-Nexus	(2,610)	2,610																	-
14UC31	Navigating the Trade-Off																			-
14UC32	Solar Probe Plus (SPP) Mission	(85,831)	85,831																	-
14UC33	Building Resilience in the NE																			-
14UC36	Mission Earth:STEM Education	(8,338)	8,338																	-
14UC42	IBEX Operation	(23,865)	23,865																	-
14UC54	Rhizosphere Microbiome																			-
14UC74	C-Rex2	(11,649)	11,649																	-
14UC79	Effects of Catchment on Water	(35,174)	35,174																	-
14UC84	Litter Quailty and Stream Food																			-
14UC86	Understanding Role of Moisture	(563)	563																	-
14UC88	Epigenetic Barriers	(31,646)	32,090				(444)													-
14UC90	Low pH in the Coastal Waters																			-
14UD01	ULF Data Processing																			-
14UD07	No-Till Organic Vegetable Prod																			-
14UD09	Hurricane Sandy Marsh Restor	(5,248)	5,517				(269)													-
14UD13	MO & DA: Extended Phase E	(7,741)	7,741																	-
14UD15	NEON PhenoCam Network	(12,843)	12,843																	-
14UD16	Violence and Stalking Prevent	23,527	(3,805)					(19,722)												-
14UD18	KiNET-X	(6,295)	6,295																	-
14UD19	Brassica Crops																			-
14UD28	Noyce Programs	(2,256)	2,256																	-
14UD51	Extreme Solar Storms Weather	(3,983)	3,983																	-
14UD55	MMS EPD ESM1	(3,983)	3,983																	-
14UD56	Helium and the Heliosphere	(18,964)	18,964																	-
14UD63	Techniques of Lumpfish																			-
14UD65	CariCOOS Coastal Intelligence																			-
14UD71	Dartmouth Medical School ECHO	150,658	49,119					(199,777)												-
14UD72	Northeast Heat & Power Center	(6,965)	6,965																	-
14UD73	LTER: Microbes to Macrosystems	(22,654)	23,066				(412)													-
14UD74	LTER: From Microbers to Macros	(16,924)	16,924																	-
14UD77	Ocean Exploration Cooperative	(522,328)	540,924				(18,596)													-
14UD78	Chandran Phase E Through F	(10,053)	11,408				(1,355)													-
14UD79	Dartmouth College's SVP Proj	9,860	4,533					(14,393)												-
14UD81	HollySeep Acoustic Observatory																			-
14UD82	Integrated Observation-Model	(5,070)	5,070																	-
14UD87	UPR LTER	(40,966)	40,966																	-
14UD88	AFIRE CubeSat Proposal	(10,431)	10,535				(104)													-
14UD89	Ice Drilling Program (IDPO)	(29,910)	29,910																	-
14UD90	Oil Spill Modeling	(73,925)	73,925																	-
14UD92	Role of Force Balance	(33,132)	33,132																	-
14UD94	NESCO-UMASS	(464)	2,642					(2,178)												-
14UD95	Puerto Rican Adults Health	(16,448)	16,448																	-
14UD98	ACES Sounding Rocket Exper II	(12,604)	12,810				(206)													-
14UE01	Understanding Impulse Propagat	(27,354)	27,354																	-
14UE03	Food-Related Hardships																			-
14UE05	Low Voltage, Ultra-Compact P2	53	(53)																	-
14UE06	Affective Reactivity Cognitive	(33,685)	33,685																	-
14UE07	Evaluating Novel Methods	(1,225)	1,225																	-
14UE10	Improving WDMApp Performance	(40,909)	40,909																	-

UNIVERSITY OF NEW HAMPSHIRE DURHAM
DETAILED SCHEDULE OF ASSETS, DEFERRED OUTFLOWS, LIABILITIES, AND NET POSITION
BALANCE AT JUNE 30, 2022

Fund	Fund Name	Cash & Investments	Receivables	Prepaid & Other Current Assets	Property, Plant & Equipment	Deferred Inflows & Outflows	Accounts Payable	Deposits & Unearned Revenues	Accrued Employee Benefits	Pension & Post Retirement Medical	Refundable Government Advances	Asset Retirement and Other Obligations	Deferred Outflows - ARO	Lease Receivable - current portion	Lease Receivable, net of current portion	Deferred inflows - leases/SBITAs	Long-term Leases & SBITAs - current portion	Long-term Leases & SBITAs, net of current portion	Long-term Debt Including Life Income	Total Net Position
14UE11	North American Boreal Forests	(9,856)	9,856																	-
14UE14	RII Track-2 FEC:HarnessBigData	(93,879)	95,492				(1,613)													-
14UE16	Cognitive Processes (MD	(4,185)	4,185																	-
14UE17	Writing Assessment Tool (WAT)	(3,340)	3,340																	-
14UE18	Domestic Seaweed Aquaculture	(4,375)	4,375																	-
14UE24	RII Track-2 FEC	(18,344)	18,344																	-
14UE27	Breast Density Awareness	(6,137)	6,137																	-
14UE28	GSMFC Phase 2																			-
14UE29	INFEWS T2:Global-Local-Global	(36,848)	36,848																	-
14UE32	UVM HRSA Opiods	(101,443)	106,013				(4,570)													-
14UE34	Using Computational Linguistic	(1,988)	1,988																	-
14UE35	SNEP Technical Assistance	(939)	939																	-
14UE37	RII Track-2: Comp Methods	(16,848)	16,848																	-
14UE38	CISESS Multi Sensor	(15,140)	15,140																	-
14UE39	Visiting Fellow																			-
14UE40	Biopesticide Efficacy of Apple	(5,109)	5,109																	-
14UE41	Optimizing Ocean Acidification	(22,962)	22,962																	-
14UE42	US Cropping Systems	(17,669)	17,669																	-
14UE43	RII Track-2: INSPIRES	(135,014)	136,667				(1,653)													-
14UE46	Assesment of the Observing Net	(6,073)	6,073																	-
14UE54	Geotechnical Soil-Coastal NH	(500)	500																	-
14UE56	TRACERS	(75,206)	75,206																	-
14UE58	CNH2 Dynamics	(7,916)	7,916																	-
14UE59	Sustaining Forests & Community																			-
14UE61	Back Bay Shellfish Farms	(1,383)	1,383																	-
14UE62	CERC 3																			-
14UE64	Additional Funding	(31,952)	32,555				(603)													-
14UE76	Sea Grant: StriperHub	(29,337)	29,337																	-
14UE82	Neutron Stars & Black Holes	(51,998)	57,971				(5,973)													-
14UE83	Farm Management Skills	(9,967)	9,967																	-
14UE86	RII Track 2 Ducey	(14,093)	14,093																	-
14UE87	RII Track 2 Johnson	(16,326)	16,326																	-
14UE88	C19 Dartmouth Med. School ECHO																			-
14UE89	SCAR	(4,132)	4,132																	-
14UE90	Northeastern States Research																			-
14UE91	Northeast SARE	(2,598)	2,598																	-
14UE92	IBEX Science Extended Mission	(189,113)	189,113																	-
14UE93	NE Women Livestock Producers																			-
14UE94	Multi-Cultivar Grafting	1,950	(1,742)				(208)													-
14UE99	Striped Cucumber Beetle	(5,379)	5,614				(235)													-
14UF00	Ion Acceleration & Composition	(7,750)	7,750																	-
14UF02	Sphingolipid Metabolism of AML																			-
14UF05	NH-INBRE	(158,632)	158,632																	-
14UF07	Flight Software	(42,997)	42,997																	-
14UF08	Making learning visible	(34,894)	34,894																	-
14UF10	Project SCOPE	6,479	742					(7,221)												-
14UF11	Investigation of the Positive																			-
14UF13	Increase the Well-Being																			-
14UF14	Habitable Worlds	(16,766)	16,766																	-
14UF15	2020-2022 Crop Insurance																			-
14UF17	Innate immunity of commensal m	(376)	376																	-
14UF19	Advancing Grass-Fed Dairy	(18,575)	18,575																	-
14UF20	EHY Core Research	(8,429)	8,429																	-
14UF22	Northeast Region Center Diagno																			-
14UF23	Understanding the Hydrodynamic	(2,549)	2,549																	-
14UF24	Creation of the NH Farm Networ																			-
14UF25	Small NE Farms Economic Factor	(2,413)	2,413																	-
14UF26	Angular Scattering of Netural	(8,837)	8,837																	-
14UF32	Microbiome of Opioid Addiction	(53,159)	53,297				(138)													-
14UF34	BII- Implementation: The EMERG	(335,647)	344,083				(8,436)													-
14UF36	Dartmouth year 2 of 5																			-
14UF37	A Multi-Spectral Thermal Infra	110	(110)																	-
14UF40	Opportunistic Sensing, Data																			-
14UF41	Occupational Requirements and																			-
14UF42	Evaluation Plan	5,927	(5,927)																	-
14UF43	Survival, recruitment, and mov																			-
14UF44	High Latitude Upper Atmosphere	(2,539)	2,539																	-
14UF46	Ocean Gravity-Capillary Waves:	(2,863)	2,863																	-
14UF47	Iron, Ferroptosis,Ovarian Canc	(18,525)	18,525																	-
14UF48	Peak water in High Mountain	(36,485)	36,485																	-
14UF49	MBF Child Safety Matters																			-
14UF50	Forecasting Salinity in Rivers																			-
14UF51	AtmoSense AIRWaveS: Atmosphere	(22,069)	22,069																	-
14UF52	IMAP-Lo ETU and MM Sensor and																			-
14UF56	IMAP-Lo GSE																			-
14UF57	IMAP-Lo EM AI and T Calibratio	(6)	17				(11)													-
14UF59	IMAP-LO EM EEE Parts Procureme																			-
14UF60	IMAP-Lo EM Materials and Mecha	(18,087)	18,087																	-
14UF63	An Updated Site Selection Mode																			-
14UF64	AccelNet: GLASSNET: Network	(6,635)	6,635																	-
14UF65	Quantifying contributions from	(14,373)	14,373																	-
14UF66	Business and Economic Planning	(1,306)	1,306																	-
14UF67	Scholar in Residence: Complete																			-
14UF68	OSU	(35,733)	35,776				(43)													-
14UF69	Early season soil applications																			-
14UF70	Enhancing Heliophysics Python	(2,167)	2,167																	-
14UF71	Predicting density and occurre																			-
14UF72	Reducing Legal Risks for Women	(2,021)	2,021																	-
14UF73	Assisted migration: A viable s	(8,627)	8,748				(121)													-
14UF74	Hurricane Ecosystem Response	(2,332)	2,332																	-
14UF75	THEMIS Extended Phase E Supp'l																			-
14UF76	C19 Escaping to the Northern	217	(217)																	-
14UF77	ECHO Tooth Samples	(10,520)	549					9,971												-
14UF78	ECHO Saliva Samples	(54,623)	6,074					48,549												-
14UF79	ECHO Toenail Samples	(16,351)	3,820					12,531												-
14UF81	Can watershed land use legacie	(12,991)	12,991																	-
14UF83	NEBI (Water): Connecting N'dak	(3,369)	3,369																	-
14UF84	Weed IPM in Perennial Forage F																			-
14UF85	North Carolina Traffic Survey																			-
14UF86	Low Voltage, Ultra-Compact Pla	(106)	106																	-
14UF87	Retrieval of Coastal and Inla	(1,208)	1,208																	-
14UF88	Crown Center for Middle East S		70,000						(70,000)											-
14UF91	The Effects of Body Compositio	(452)	452																	-
14UF92	Charles Warren Visiting Schola	(2)					(816)	818												-
14UF93	Physical and Psychological	(4,623)	4,623																	-
14UF94	IMAP-Deputy PI	(69,327)	70,675				(1,348)													-

UNIVERSITY OF NEW HAMPSHIRE DURHAM
DETAILED SCHEDULE OF ASSETS, DEFERRED OUTFLOWS, LIABILITIES, AND NET POSITION
BALANCE AT JUNE 30, 2022

Fund	Fund Name	Cash & Investments	Receivables	Prepaid & Other Current Assets	Property, Plant & Equipment	Deferred Inflows & Outflows	Accounts Payable	Deposits & Unearned Revenues	Accrued Employee Benefits	Pension & Post Retirement Medical	Refundable Government Advances	Asset Retirement and Other Obligations	Deferred Outflows - ARO	Lease Receivable - current portion	Lease Receivable, net of current portion	Deferred inflows - leases/SBITAs	Long-term Leases & SBITAs - current portion	Long-term Leases & SBITAs, net of current portion	Long-term Debt Including Life Income	Total Net Position
14UF95	IMAP HI EM Sensor and FEE	(39,746)	39,746																	-
14UF96	IMAP-Lo Instrument Management	(80,263)	80,263																	-
14UF97	IMAP-Lo Systems Engineering	(78,391)	95,330				(16,939)													-
14UF99	IMAP-Lo Science	(126,178)	127,613				(1,435)													-
14UG01	IMAP-Lo ETU, MM and Sensor Ele	(176,501)	176,501																	-
14UG02	IMAP-Lo FM Sensor and Electron	(7,956)	7,956																	-
14UG03	IMAP-Lo EM Electronics Box	(53)	53																	-
14UG06	IMAP-Lo GSE	(47,579)	50,663				(3,084)													-
14UG08	IMAP-Lo EM AIT and Calibration	(130,563)	130,563																	-
14UG09	IMAP-Lo FM AIT Calibration	(4,568)	4,568																	-
14UG12	IMAP-Lo EM EEE Parts Procureme	(65)	65																	-
14UG15	IMAP-Lo EM Materials and Mecha	(86,633)	91,794				(5,161)													-
14UG26	CODICE	(8,807)	8,807																	-
14UG35	CAVA	(9,467)	9,655				(188)													-
14UG38	Northeastern States Research C	(28,532)	28,532																	-
14UG39	Amplitude, Wave Vector and Poy	(6,222)	6,222																	-
14UG42	2021 NSF BIO REPS Program	(2,617)	2,617																	-
14UG43	LiDAR	(5,403)	5,403																	-
14UG44	THEMIS Data Analysis	(4,009)	4,009																	-
14UG45	Digitization TCN: Collaborativ	(2,817)	2,817																	-
14UG46	Antifungal activity of grapevi	(2,645)	2,942				(297)													-
14UG47	Invasive Green Crab	(2,002)	2,002																	-
14UG48	Network development & skill bu	(6,875)	8,095				(1,220)													-
14UG49	Resilience and positive feedba	(29,022)	29,089				(67)													-
14UG50	IMAP Phase C-D	(7,601)	7,832				(231)													-
14UG51	SwRI	(274,046)	541,396				(267,350)													-
14UG52	Year 2	(8,959)	8,959																	-
14UG53	NEPDN Regional Diagnostics Fac	(3,698)	3,698																	-
14UG54	Year 2 of 5	34,746	(34,746)																	-
14UG55	7-1-21 YR 2 of 2	(2,535)	3,235				(700)													-
14UG56	Feeding seaweed to advance the	(2,666)	2,666																	-
14UG57	Jumpstart to Farm Food Safety	(8,605)	8,788				(183)													-
14UG58	UARC tasks with NAVFAC-UW - Sc	(13,793)	13,793																	-
14UG59	Novel food-based approach for	(8,936)	8,936																	-
14UG60	Next Generation High- Temperat	(10,262)	10,262																	-
14UG61	Arctic Ice Experiments	(3,303)	3,303																	-
14UG62	Pheromone-Based Monitoring	(2,139)	2,139																	-
14UG65	Building Labor Mgmt Know How	(7,785)	7,785																	-
14UG66	Multilevel Analytics and Data	19,338	(19,338)																	-
14UG67	New Blade Materials for Marine	(1,318)	1,318																	-
14UG68	Collaborative Research: NSF-BS	(4,847)	4,847																	-
14UG69	Development of the E3SM Marine	(6,680)	6,680																	-
14UG70	A region-wide collab approach	(1,059)	1,059																	-
14UG71	Understanding Multi-Stressor a	(173,479)	173,479																	-
14UG72	Collabroative Research: Trans	(9,076)	9,317				(241)													-
14UG73	2021-2022 RVCC Technical	(7,500)	7,500																	-
14UG74	Using Parker Solar Probe to te	(13,104)	13,104																	-
14UG76	Simulating radio wave propagat	(25,443)	25,443																	-
14UG77	NTI-Utah	(24,512)	24,512																	-
14UG78	YR 3 8-1-21 to 7-31-22	(38,859)	38,859																	-
14UG79	Optimizing pest management in	(6,173)	6,319				(146)													-
14UG80	COUINS Rocket	(10,005)	10,005																	-
14UG81	Easton White	(7,977)	7,977																	-
14UG82	CARICOOS - Ocean Acidification	(12,000)	12,000																	-
14UG83	THEMIS	(33,233)	33,233																	-
14UG84	Promoting IPM Practices for Im	(8,984)	8,984																	-
14UG85	Centralized Data Collection Pr	(6,084)	6,084																	-
14UG86	The export of terrigenous DOC	(19,464)	19,464																	-
14UG87	Centralized Data Collection Pr	(1,879)	1,879																	-
14UG88	SSC-PG: Enhancing Community	(11,211)	11,211																	-
14UG89	The Role pf Waves and Turbulen	(3,039)	3,039																	-
14UG90	Comprehensive characterization	(81,348)	82,976				(1,628)													-
14UG95	Year 3 of 5	(23,478)	23,478																	-
14UG97	Centralized Data Collection Pr	1,004	1,496					(2,500)												-
14UG98	Enhancing analysis of NASA dat	(16,186)	16,186																	-
14UG99	Investigation of Estuarine Hab	(8,143)	36,251				(2,977)	(25,131)												-
14UH01	Increasing resiliency to chang	(344)	344																	-
14UH02	Training for Solar Developers	(59,376)	76,376				(17,000)													-
14UH03	Risk Management Education for	(2,739)	2,739																	-
14UH05	IODP Expedition 393	(7,667)	7,667																	-
14UH08	RII Track-2 FEC Consortium	(14,167)	14,167																	-
14UH09	Database of TWINS Ion Temperat	(3,973)	3,973																	-
14UH11	Principles of intelligent sens	(1,418)	1,418																	-
14UH13	Harmful Algal Bloom Innovative	(13,886)	13,886																	-
14ZAD1	UNH P1 Adjustments																			-
14ZAD3	UNH P1 Adjustments		(911,264)					(391,138)												(1,302,402)
14ZCLR	UNH Cost Sharing Clearing Fund																			-
14ZU48	CWS USDA Forestry Service																			-
14ZUNH	Restricted Rev Adjustment- UNH	258,303	(155,081)					(3)												103,219
14ZW21	United Campus Ministry	85																		85
159083	2020 Small Business Center																			-
159084	C19 ASBDC Corona Supplemental	(274,686)	294,733				(20,047)													-
159085	FOSTER Focus on SBIR-STTR	(27,917)	27,917																	-
159086	C19 ASBDC-Molly Donovan	(16,928)	16,928																	-
159088	2021 Small Business Developmen	(12,037)	12,037																	-
159089	FOSTER YR2	(59,202)	59,202																	-
159090	2022 Small Business Developmen	(166,353)	168,363				(2,010)													-
15C915	Moose Population Dynamics - CS																			-
15CA90	UNH-TRRE - CS	26,114																		26,114
15CAUS	Undistributed Sals for Acad Affairs	1																		1
15CB44	Continuous, High Yield Kelp - CS	15																		15
15CB60	Education - CS	452																		452
15CB62	Extension - CS	484																		484
15CB85	Fellowship Program Supplement - CS	1																		1
15CB94	RII-Track 1 Cost Share	328,382					(92)													328,290
15CB95	Great Bay Waterbody - CS	30,000																		30,000
15CC15	Town Forests & Citizen Science CS	61																		61
15CC54	SG: Regional Lobster Extension CS	2																		2
15CC55	Sea Grant Visioning Efforts - CS	1																		1
15CC58	Acquisition Computer Cluster - CS	121,132																		121,132
15CC63	DD Council - Think College - CS																			-
15CC64	Domestic Seaweed Aquaculture - CS	12																		12
15CC66	Restoring NE's Saltmarsh - CS	14																		14
15CC67	Coupling of Ovigerous Female - CS																			-
15CC68	SNEP Technical Assistance - CS																			-
15CC69	No Markets, No Managements - CS	11																		11

UNIVERSITY OF NEW HAMPSHIRE DURHAM
DETAILED SCHEDULE OF ASSETS, DEFERRED OUTFLOWS, LIABILITIES, AND NET POSITION
BALANCE AT JUNE 30, 2022

Fund	Fund Name	Cash & Investments	Receivables	Prepaid & Other Current Assets	Property, Plant & Equipment	Deferred Inflows & Outflows	Accounts Payable	Deposits & Unearned Revenues	Accrued Employee Benefits	Pension & Post Retirement Medical	Refundable Government Advances	Asset Retirement and Other Obligations	Deferred Outflows - ARO	Lease Receivable - current portion	Lease Receivable, net of current portion	Deferred inflows - leases/SBITAs	Long-term Leases & SBITAs - current portion	Long-term Leases & SBITAs, net of current portion	Long-term Debt Including Life Income	Total Net Position
15CC70	2019 NH Forest Stewardship - CS																			-
15CC75	RII-Track 1 J.Ha CS	189,165																		189,165
15CC76	RII-Track 1 H.Vashisth CS																			-
15CC77	Sustaining Forests & Community - CS	5																		5
15CC78	Cost Share	9,197																		9,197
15CC80	Sea Grant: StriperHub - CS	35																		35
15CC91	LEAP - Phase A CS	2																		2
15CC93	Stock Enhancement of the NH - CS																			-
15CC95	Innovative Binder Compatible - CS																			-
15CC96	Making Noyce in NH - CS	518																		518
15CD06	UCEDD Renewal YR 4 - CS	25																		25
15CD08	LiDAR- Enabled Monitoring - CS																			-
15CD09	Confucius Institute - CS																			-
15CD11	Assessing Insect Communities A - CS																			-
15CD12	Acer Saccharum - CS	111																		111
15CD14	RII-Track 1-Nathan Oldenhuis - CS	40,666					(7,039)													33,627
15CD15	RII-Track 1-Linqing Li - CS	25,788																		25,788
15CD16	2020 New Hampshire Forest Stew - CS																			-
15CD17	RII-Track 1-Qi Zhang - CS	878																		878
15CD18	2020 Urban and Community Fores - CS																			-
15CD19	UNH TRIO Student Support Ser - CS	10,020																		10,020
15CD20	The Sociecological Shock CS																			-
15CD21	Oyster Enhancement & PFA CS	21																		21
15CD22	Identifying Poor Quality Fores - CS	22																		22
15CD23	FOSTER Focus on SBIR-STTR CS																			-
15CD24	2021-22 NOAA Great Bay System - CS	12																		12
15CD26	B2S Industry Challenge: Enhanc - CS	16																		16
15CD29	Distance Learning and Telemedi - CS	24,209																		24,209
15CD30	Cost Share																			-
15CD33	Impacts of Asphalts Pavement - CS																			-
15CD34	J. Roth Cost Share	30,705					(2,353)													28,352
15CD36	Business and Economic Planning - CS	3																		3
15CD40	Building Coastal Resilience by - CS	2																		2
15CD42	Assisted migration: A viable s - CS																			-
15CD43	C19 Escaping to the Northern - CS	3																		3
15CD47	NH IPM Cost Share Demo Program - CS	2																		2
15CD57	Cost Share	2																		2
15CD61	Fellowship at Library of Congr - CS																			-
15CD62	Project III-Amanda Species Hab - CS	2																		2
15CD63	Project IV-Haley Monitor Manag - CS	2																		2
15CD64	Technical Information and Guid - CS	8																		8
15CD65	Cost Share Project 11 Amanda	5																		5
15CD66	Wetland Reserve Easement Agree - CS																			-
15CD68	Securing Forest Carbon - CS	6																		6
15CD69	Coverts - CS	6																		6
15CD70	Eastern hemlock CLT & demo pro - CS	3																		3
15CD79	Cost Share C French	4																		4
15CD80	2021 New Hampshire Forest Stew - CS	25																		25
15CD83	FOSTER YR2 - CS	43																		43
15CD84	Cost Share	18																		18
15CD85	Cost Share	10,594																		10,594
15CD88	Sustainable Seafloor Mapping - - CS																			-
15CDUS	Undistributed Salaries for CEPS	(406)																		(406)
15CE10	Cost Share	(6,105)																		(6,105)
15CFUS	Undistributed Salaries for SHHS						(275)													(275)
15P215	Summer Boot Camps Program Inc	23,165																		23,165
15P229	NH Invasives Academy Prog Inc																			-
15P230	Program Income	1,804																		1,804
15P234	Project 1B - Coverts Training PI																			-
15P236	NH Humanities Collaborative PI	14,437																		14,437
15P237	CDFI Capital Project Program Inc	2																		2
15P238	Program Income																			-
15P239	Program Income	1,194						(1,194)												-
15P241	T2 Workshops Prog Inc CF																			-
15P243	Pesticide Applicator Training Prog	1,124						(300)												824
15P244	UCEDD Renewal YR 4 Prog Inc	(1,729)	7,650				(1)	(2,375)												3,545
15P246	The Sociecological Shock ProgInc	2,085																		2,085
15P247	Program Income																			-
15P248	Program Income	7,454																		7,454
15P249	Program Income - Carryforward	165,713						(131,940)												33,773
15P250	Program Income	11,848					(25)													11,823
15P251	Program Income Fund	2,707																		2,707
15P252	Program Income	92,831						(7,550)												85,281
15P253	Program Income Fund	504																		504
15S000	DRIVEN Salary Cap																			-
15S002	National Survey of Internet SC	(1)																		(1)
15S009	RDN-Salary Cap	332																		332
15S010	LLC3-Salary Cap																			-
15S011	LLC2-Salary Cap																			-
15S012	FOSTER Focus on SBIR-STTR Sal Cap	69																		69
15S014	Fundamentals Salary Cap																			-
15S015	Salary Cap	(1)																		(1)
15S021	Salary Over Cap	573																		573
15Z018	UNH Grant Holding - 2018	38,748						(38,748)												-
15Z030	Grant Refund Clearing Fund																			-
164009	VA Adaptive Sports 2020- Vet R																			-
164010	Engaging Patients to Promote																			-
164011	UNH Adaptive Sports 2021	(31,537)	31,537																	-
164012	VA IPA 2022	(8,290)	16,371					(8,081)												-
166254	UNH Estuarine Monitoring-Prep																			-
166256	FFY 2019 & FY2020 PREP Yr 24																			-
166260	FFY 2020 and FY2021 PREP WORKP	(6,866)	9,866				(3,000)													-
166261	2020 Tidal Sampling Program																			-
166262	UNH Estuarine Monitoring Activ	(1,112)	2,057				(945)													-
166264	PREP Tidal Tributary Monitorin	(191)	191																	-
166265	Support of EPA Region 1 Stormw	(31,136)	31,136																	-
166266	FY2021 and FY2022 PREP Workpla	(19,964)	19,964																	-
166267	Nitrogen Loading Indicator	(1,481)	1,481																	-
166268	Statistical Analyses and Coord	(2,931)	2,931																	-
17C027	NHIRC US Nanosulutions Ext CS	1,493																		1,493
17C028	NHIRC Revision Military Ext CS																			-
17C029	NHIRC Dagan CS	837																		837
17C030	NHIRC: Expanded Markets CS	5,479																		5,479
181075	Nucleon and Nuclear Structure	(50,575)	50,699				(124)													-
181077	Na-ion and K-ion Storage	(320)	320																	-
181078	Influence of Microbial Membran	(2,975)	2,975																	-

UNIVERSITY OF NEW HAMPSHIRE DURHAM
DETAILED SCHEDULE OF ASSETS, DEFERRED OUTFLOWS, LIABILITIES, AND NET POSITION
BALANCE AT JUNE 30, 2022

Fund	Fund Name	Cash & Investments	Receivables	Prepaid & Other Current Assets	Property, Plant & Equipment	Deferred Inflows & Outflows	Accounts Payable	Deposits & Unearned Revenues	Accrued Employee Benefits	Pension & Post Retirement Medical	Refundable Government Advances	Asset Retirement and Other Obligations	Deferred Outflows - ARO	Lease Receivable - current portion	Lease Receivable, net of current portion	Deferred inflows - leases/SBITAs	Long-term Leases & SBITAs - current portion	Long-term Leases & SBITAs, net of current portion	Long-term Debt Including Life Income	Total Net Position
181080	Tropical Soils & Wetlands																			-
181081	Theoretical High Physics UNH	(7,192)	7,192																	-
181082	181075 Supplemental Funding	(11,219)	11,219																	-
181083	Topological Spin Textures	(6,426)	6,426																	-
181084	Nuclear Astrophysics	(14,067)	14,067																	-
181085	Tropical Soils & Wetlands																			-
181086	Low-Income Solar Finance	(259,982)	259,982																	-
181089	Characterization of an open-so	(23,062)	23,062																	-
181090	Environmental Acoustic related																			-
181092	An Atlantic Marine Energy Cent	(96,648)	170,063				(73,415)													-
184207	UNH-TRRE	(33,770)	39,182				(5,412)													-
184208	TQP-Carsey Subfund	(2,837)	2,837																	-
184209	TQP-CoopExt Subfund	5,780	(5,780)																	-
184212	McNair Scholars Program	(23,825)	41,830				(18,005)													-
184214	Improve Services	(4,209)	4,209																	-
184216	C19 UNH CARES Student Relief	(1,800)	1,800																	-
184222	UNH TRIO Student Support Ser	(18,763)	18,763																	-
184223	TPSID - Transition Programs fo																			-
184224	Subfund: TPSID YR2 and 3 of 5	(12,579)	14,912				(2,333)													-
184225	UNH Upward Bound Yr 5	(486)	486																	-
184226	Educational Talent Search	(31,786)	35,091				(3,305)													-
184227	STEM Language Arts Teaching	(14,781)	14,781																	-
184228	UNH Upward Bound Program	(41,468)	42,971				(1,503)													-
184229	Participant Support		1,020				(1,020)													-
184FCG	2020-2021 FWS Community Dev.	(478)	478																	-
184FCH	2021-2022 CWS Community Dev.	(10,260)	10,260																	-
184FDG	2020-2021 Direct Loan Program																			-
184FDH	2021-2022 Direct Loan Program	(53,382)	53,382																	-
184FJG	2020-2021 FWS Job Locator	(478)	478																	-
184FJH	2021-2022 CWS Job Locator	(10,255)	10,255																	-
184FWC	2016-2017 Federal Work Study	23																		23
184FWD	2017-2018 Federal Work Study	133																		133
184FWE	2018-2019 Federal Work Study	229																		229
184FWF	2019-2020 Federal Work Study	500																		500
184FWG	2020-2021 Federal Work Study	138																		138
184FWZ	2021-2022 Federal Work Study	(600,132)	600,132																	-
193334	EPO Regulated Eythropoiesis																			-
193339	Serratia Pathogenesis	(683)	683																	-
193342	Behavioral Health Workforce	(4,273)	4,273																	-
193366	Ecophysical Genomics	(17,270)	17,733				(463)													-
193423	AT State FY21	(3,492)	3,492																	-
193424	AT Leadership	(137)	313				(176)													-
193443	C19 IPA	(3,287)	3,287																	-
193449	PDG-I New Futures																			-
193450	Opioid Impacted Family Support	(1,529)	1,529																	-
193451	JSI		7,870				(7,870)													-
193452	CIBBR YR4: Defining Heroin Use																			-
193453	CIBBR Yr4: Interleukin-2																			-
193455	STATS RRTC Yr 3 of 5	(36,199)	36,912				(239)													474
193456	NH Opioid Prevention Project																			-
193457	Living Well yr 4 of 5																			-
193458	Targeting Signaling Protein	(44,885)	44,885																	-
193461	NH CREATES the Future	(18,638)	19,988				(1,350)													-
193464	CIBBR YR4: Pilot: CaV2.20																			-
193466	PDG-1 Year 2	(19)	55				(36)													-
193475	Real-Time Detection of Glutama	(19,420)	19,420																	-
193477	Neuronal Primary Cilia and Cog	(16,973)	17,147				(174)													-
193478	C19 Expanding Disabilities Net	(1,218)	1,218																	-
193480	ARRT	(19,790)	19,790																	-
193481	PACT 7-1-21 to 6-30-23	(12,611)	25,305				(12,694)													-
193482	CIBBR Year 5	(19,427)	22,427				(3,000)													-
193483	CIBBR YR5: TLR-TRIF	(19,900)	22,150				(2,250)													-
193484	CIBBR YR5: Bromodomain Protei	(14,883)	14,883																	-
193485	CIBBR YR5L Research Core	(8,176)	8,176																	-
193487	NERGN YR 5 of 7	(10,806)	31,996				(21,190)													-
193488	CIBBR YR5: Pilot: PRMT5	(4,219)	8,692				(4,473)													-
193489	UCEDD Year 5	(36,110)	36,110																	-
193490	STATS Year 4 of 5	(19)	19																	-
193491	DHP YR1 of 5, 7-31-2022	(23,194)	38,694				(15,500)													-
193492	LEND	(20,095)	21,295				(1,200)													-
193493	NIOSH - State Occupational Saf	(9,742)	9,742																	-
193499	PDG2 Monadnock United Way		93,750				(93,750)													-
193500	NH Opioid Prevention YR2	(20,842)	25,662				(4,820)													-
193502	WSH Project C3	(5,855)	5,855																	-
193503	MMP- deactivating injectable h	(22,401)	26,003				(3,602)													-
193504	SVC Project CS	(4,056)	4,056																	-
193505	Year 5	(20,403)	45,117				(24,714)													-
193506	PDG 2 Preschool Development	(3,172)	3,172																	-
193507	CIBBR YR5: Supp STAT3	(16,053)	19,440				(3,387)													-
193508	CIBBR YR5: Pilot: DNA	93	1,425				(1,518)													-
193509	CIBBR YR5: Pilot: Gut	(2,863)	3,066				(203)													-
193511	CIBBR YR5: Pilot: Cryo JT	(82)	961				(879)													-
193512	cAMP Signaling and Three Activ	(17,521)	17,521																	-
193513	Understanding Bystanders for S	(17,915)	24,482				(6,567)													-
193514	Year 2 of 4	(9,988)	12,985				(2,283)													714
193515	PDG-1 Year 3	(112,279)	113,780				(1,501)													-
193516	AT 2022 Leadership	(3,892)	3,892																	-
193517	AT 2022 State	(10,836)	10,873				(37)													-
193519	PDG3 Abt Associates		32,748				(32,748)													-
193524	CIBBR YR5: Piolt: Pro-angio	1,656	6				(1,662)													-
193525	Year 3 of 4	(9,686)	10,350				(664)													-
19Z019	Fellowship at Library of Congr	1						(1)												-
19Z021	Rural Entrepreneur Technical A	(891)	978				(87)													-
	TOTAL SPONSORED RESEARCH & PROGRAMS	(10,526,362)	28,672,858	-	-	-	(1,744,896)	(13,533,672)	-	-	-	-	-	-	-	-	-	-	-	2,867,928
	SPONSORED PROGRAM APPROPRIATIONS																			
11AJ04	BuildingMaintaining Ovarian 2021	542	(542)																	-
11AK05	Ovarian vascular network 2022	(1,690)	2,126				(436)													-
11HJ02	Oyster Aquaculture in Great Bay2021	596					(596)													-
11HJ80	Quantifying the drivers of weed2021	31	(31)																	-
11HJ81	Soil Microbial Growth 2021	263	(263)																	-
11HJ86	Search From Native Plants 2021	9	(9)																	-
11HK00	Hatch Administration 2022	(23,128)	23,128																	-
11HK01	Integrated Pest Management 2022	(11,207)	11,207																	-
11HK02	Oyster Aquaculture in Great Bay2022	(22,455)	23,329				(874)													-
11HK03	Pathogen Contamination Oyster 2022	(5,514)	5,514																	-

UNIVERSITY OF NEW HAMPSHIRE DURHAM
DETAILED SCHEDULE OF ASSETS, DEFERRED OUTFLOWS, LIABILITIES, AND NET POSITION
BALANCE AT JUNE 30, 2022

Fund	Fund Name	Cash & Investments	Receivables	Prepaid & Other Current Assets	Property, Plant & Equipment	Deferred Inflows & Outflows	Accounts Payable	Deposits & Unearned Revenues	Accrued Employee Benefits	Pension & Post Retirement Medical	Refundable Government Advances	Asset Retirement and Other Obligations	Deferred Outflows - ARO	Lease Receivable - current portion	Lease Receivable, net of current portion	Deferred inflows - leases/SBITAs	Long-term Leases & SBITAs - current portion	Long-term Leases & SBITAs, net of current portion	Long-term Debt Including Life Income	Total Net Position
11HK04	Exploratory Research 2022	(5,161)	6,436				(1,275)													-
11HK05	Soil Oragnic Matter Formation 2022	(26,640)	28,701				(2,061)													-
11HK06	Agri-engineering ecosystem svs 2022	(8,085)	8,085																	-
11HK07	NH Hispanic food insecurity 2022	(14,710)	14,710																	-
11HK08	Advancing lumpfish aquaculture 2022	(16,717)	16,717																	-
11HK09	Planning for drought in NH 2022	(6,852)	6,852																	-
11HK82	Soil Microbiome in NH Ag 2022	(15,937)	16,267				(330)													-
11HK86	From Native Plants to New Crops2022	(4,308)	4,321				(13)													-
11HK87	Cyclic Nucleotide Phosph 2022	(2,260)	2,431				(171)													-
11HK88	Bioavailable Nitrogen 2022	(7,685)	7,685																	-
11HK89	Improving Finfish Production 2022	(623)	623																	-
11HK91	Ecosystem Variation &Pathogenic2022	(10,554)	10,554																	-
11HK92	Plant Improvement in Cucurbita 2022	(3,727)	3,727																	-
11HK93	Veg & small fruit production 2022	(9,142)	9,142																	-
11HK94	Frankia-Actinorhizal PlantAssoc2022	(7,899)	7,899																	-
11HK95	The Impact of SNAP-Ed 2022	(4,604)	4,604																	-
11HK96	Strawberry Breeding resources 2022	(2,564)	2,564																	-
11HK98	Water Qual & Aquatic Ecosystem 2022	(13,022)	13,022																	-
11HK99	Population Metagenomic Analysis2022	(6,139)	6,139																	-
11MJ36	Assessing Impacts Ext Drought 2021	(32,692)	32,692																	-
11MJ37	Disease-associated Bark Comm 2021	(17,165)	17,165																	-
11MK00	McIntire Stennis Admin 2022	(9,258)	9,258																	-
11MK31	Forest Structure,Volume,Biomass2022	(5,981)	6,640				(659)													-
11MK32	Rehabilitating the NorthForest 2022	30,564	(30,564)																	-
11MK33	Quantifying decadal trends 2022	1,300	1,669				(2,969)													-
11MK34	Nitrogen & Carbon Assimilation 2022	(4,448)	5,335				(887)													-
11MK35	Genomic Tools Monitor Wildlife 2022	(8,961)	9,275				(314)													-
11MK36	Assessing Impacts Ext Drought 2022	23,746	(23,746)																	-
11MK37	Disease-associated Bark Comm 2022	7,571	(2,795)				(4,776)													-
11MK38	Evaluating Mapping Riparian Hab2022	(17,359)	17,744				(385)													-
11MK39	Small Mammal Responses 2022	(12,005)	12,528				(523)													-
11RJ34	Enhancing Rural Economic Opp 2021	(6,408)	6,408																	-
11RK00	Hatch Regional Admin 2022	(10,120)	10,120																	-
11RK26	Weight Related Factors 2022	(7,884)	7,884																	-
11RK30	Demographic Change in Rural US 2022	(2,431)	2,431																	-
11RK31	Influence of Ovary Uterus &Emb2022	(5,715)	5,941				(226)													-
11RK33	Conservation and Utilization 2022	(11,639)	11,639																	-
11RK34	Enhancing Rural Economic Opp 2022	(1,801)	1,801																	-
11RK35	Using metagenomics dairy cows 2022	(11,411)	21,348				(9,937)													-
11RK36	Managing Plant Microbe Interac 2022	(4,625)	4,816				(191)													-
11RK37	Management Systems to Improve 2022	(10,085)	10,085																	-
11RK40	NRSP3: NADP 2022	(4,040)	4,040																	-
11RK41	Renewing Agriculture Middle 2022	(3,599)	3,599																	-
11X22R	Smith Lever 2022 Renewable Resource	(5,056)	5,056																	-
11X760	SL Administration	(17,583)	18,783				(1,200)													-
11X762	Natural Resources PTL		747				(747)													-
11X763	Natural Resources Personnel	(18,145)	18,145																	-
11X764	Natural Resources Program Support	(137)	1,512				(1,375)													-
11X765	Food & Agriculture PTL	(1,027)	1,027																	-
11X766	Food and Agriculture Personnel	(7,456)	7,456																	-
11X767	Food & Agriculture Program Support	(348)	1,103				(755)													-
11X768	Youth & Family PTL	(1,690)	3,345				(1,655)													-
11X769	Youth and Family Personnel	(12,041)	12,041																	-
11X770	Youth & Family Program Support	(602)	804				(202)													-
11X771	CE&D Program Team Leader	(1,911)	3,314				(1,403)													-
11X772	CE&D Personnel	(2,030)	2,030																	-
11X773	CE&D Program Support	(39)	230				(191)													-
11X774	SL Belknap County	(1,099)	1,099																	-
11X775	SL Carroll County	(2,025)	2,025																	-
11X777	SL Coos County	(935)	935																	-
11X778	SL Grafton County	(3,563)	3,563																	-
11X779	SL Hillsborough County	(1,580)	1,580																	-
11X780	SL Merrimack County	(920)	920																	-
11X781	SL Rockingham County	(588)	588																	-
11X782	SL Strafford County	(1,539)	1,539																	-
11X783	SL Sullivan County	(1,497)	1,497																	-
11X784	Expanded Food and Nutrition	(191)	191																	-
11X785	Renewable Resources																			-
11XH45	EFNEP	(40,278)	40,727				(449)													-
13RX22	FY 2022 State Forestry Support		7,357					(7,357)												-
14AX10	Sullivan County FY 21																			-
14GX00	Forestry-Cty Reimbursal	404,921																		404,921
14GXA0	Grafton County FY22	8,027	19,097				(1,478)	(25,646)												-
14GXA1	Hillsborough County FY22	89,899	94,742				(2,508)	(182,133)												-
14GXA2	Rockingham County FY22	52,969	37,600				(1,248)	(89,321)												-
14GXA3	Sullivan County FY22	(1,363)	89,145				(298)	(87,484)												-
14GXA4	Belknap County 22	(4,401)	30,136				(195)	(25,540)												-
14GXA5	Carroll County 22	17,318	21,303				(981)	(37,640)												-
14GXA6	Cheshire County 22	(13,903)	32,705				(905)	(17,897)												-
14GXA7	Coos County 22	12,473	36,557				(686)	(48,344)												-
14GXA8	Merrimack County 22	37,894	40,064				(2,711)	(75,247)												-
14GXA9	Strafford County 22	(13,545)	30,478				(1,412)	(15,521)												-
14GXB2	Rockingham County FY23		82				(82)													-
14ZAD2	UNH P2 Adjustments		(370,741)					370,741												-
15GXA0	Grafton County Appropriations FY22	31,904																		31,904
15GXA1	Hillsborough County FY22	48,846																		48,846
15GXA2	Rockingham County FY22	43,140																		43,140
15GXA3	Sullivan County FY22	30,452					(1,417)													29,035
15GXA4	Cost Share Belknap County 22	17,564																		17,564
15GXA5	Cost Share Carroll County 22	33,156																		33,156
15GXA6	Cost Share Cheshire County 22	16,323																		16,323
15GXA7	Cost Share Coos County 22	30,084																		30,084
15GXA8	Cost Share Merrimack County 22	36,962																		36,962
15GXA9	Cost Share Strafford County 22	30,565																		30,565
	TOTAL SPONSORED PROGRAM APPROPRIATIONS	432,835	579,575	-	-	-	(48,521)	(241,389)	-	-	-	-	-	-	-	-	-	-	-	722,500
	LOAN FUNDS																			
1LU001	UNH Perkins Student Loan Fund	1,685,151	4,878,054								(5,772,473)									790,732
1LU039	University Loan Fund																			-
1LU061	Samuel P Hunt Foundation Slfd	165,928																		165,928
1LU069	University Loan Fund	3,265																		3,265
1LU070	Burlingame Senior Student Loan	50,510																		50,510
	TOTAL LOAN FUNDS	1,904,854	4,878,054	-	-	-	-	-	-	-	(5,772,473)	-	-	-	-	-	-	-	-	1,010,435
	ENDOWMENT & SIMILAR FUNDS																			
1QA001	Winnie R. Allen Fund	1,295,274																		1,295,274

UNIVERSITY OF NEW HAMPSHIRE DURHAM
DETAILED SCHEDULE OF ASSETS, DEFERRED OUTFLOWS, LIABILITIES, AND NET POSITION
BALANCE AT JUNE 30, 2022

Fund	Fund Name	Cash & Investments	Receivables	Prepaid & Other Current Assets	Property, Plant & Equipment	Deferred Inflows & Outflows	Accounts Payable	Deposits & Unearned Revenues	Accrued Employee Benefits	Pension & Post Retirement Medical	Refundable Government Advances	Asset Retirement and Other Obligations	Deferred Outflows - ARO	Lease Receivable - current portion	Lease Receivable, net of current portion	Deferred inflows - leases/SBITAs	Long-term Leases & SBITAs - current portion	Long-term Leases & SBITAs, net of current portion	Long-term Debt Including Life Income	Total Net Position
1QA002	Rosamond L. Granger	141,321																		141,321
1QA003	S. Judson Dunaway	92,276																		92,276
1QA004	Carpenter Quasi Endowment	301,418																		301,418
1QA005	Harold Mckinley Lander Clof24	112,384																		112,384
1QA006	Excellence in Teaching	34,771																		34,771
1QA007	Robert G Wakefield Quasi Endow	39,178																		39,178
1QA008	Carl M Gahan '53 Scholarship	2,858,649																		2,858,649
1QA009	Maurice C Paige Endow Schol Fund	78,237																		78,237
1QA010	Arthur H Carter Scholarship Fund	625,137																		625,137
1QA021	Paul W & Dorothy T Hobbs Fund	633,280																		633,280
1QB001	Albion Hodgon Memorial Fund	10,338																		10,338
1QB002	Dean C Smith Thompson School	26,731																		26,731
1QB003	Elinor Dodge Quasi	78,820																		78,820
1QB004	Dunlop Fund	225,201																		225,201
1QB005	Putnam Memorial Scholarship Fd	36,569																		36,569
1QB006	Nancy Coutu Memorial Quasi Endow	34,302																		34,302
1QB007	Thomas Fairchild Fund-Animal Scienc	40,030																		40,030
1QC001	Alfred & Sallie Lamberton Quasi	248,639																		248,639
1QC002	College of Liberal Arts Endow	135,800																		135,800
1QC003	Theater Resources for Youth	147,178																		147,178
1QC004	Signal Corp Religious Studies	58,149																		58,149
1QC005	Gunst/Wilcox History Grad Prog	27,718																		27,718
1QC006	Winthrop L Carter Art Exhibits	66,573																		66,573
1QC007	Mcarthur/Simic Writers Series	148,795																		148,795
1QC008	University Art Gallery	117,738																		117,738
1QC009	The Signal History Fund	113,987																		113,987
1QC010	Thomas Williams Memorial Fund	15,546																		15,546
1QC011	Russell Wheeler Fund	29,899																		29,899
1QC012	William Nicol Memorial	11,074																		11,074
1QC013	Pitavy Schol Quasi-Endow Fund	13,939																		13,939
1QC014	Arnold S Linksky Quasi Endow	19,435																		19,435
1QC015	Katharine C & Charles H Sawyer Quas	62,079																		62,079
1QC016	Dion Janetos 39 Fnd0Hellenic Studie	114,731																		114,731
1QC017	John Hanlon Memorial Scholarship	12,211																		12,211
1QC018	COLA Undergrad Annual Appeal Schol	110,322																		110,322
1QC019	Alberta Johnson Quasi Endowment	40,444																		40,444
1QC020	Frederick Gates Music Schol. -quasi	28,577																		28,577
1QC021	Italian Studies	124,555																		124,555
1QD001	Chemical Engineering Quasi	247,055																		247,055
1QD002	Thomas R. Anderton	158,950																		158,950
1QD003	Marion Mitchell Cutts	277,310																		277,310
1QD004	Electrical & Computer Eng	29,591																		29,591
1QD005	Earth Sciences Memorial Fund	16,443																		16,443
1QD006	Donald G Obrien Fund	94,674																		94,674
1QD007	Gordon H Bassett Endow Scholar	19,250																		19,250
1QD008	Harold H Warren Quasi Endowment	206,791																		206,791
1QD009	Lewis Knight Scholarship	48,695																		48,695
1QD010	Pedro de Alba Quasi Endowment Fund	(2,410)																		(2,410)
1QE001	Dean C Smith Whittemore School	25,518																		25,518
1QE002	Rosenberg Quasi Endowment	1,087,035																		1,087,035
1QE003	C Donald Mckelvie Econ-Scholar	146,777																		146,777
1QE004	Sam Rosen Quasi-Endowment Fund	43,169																		43,169
1QE005	Undergraduate Scholarships Qua	46,569																		46,569
1QE007	Roberta T Bartlett Scholarship Quas	126,040																		126,040
1QF001	School of HHS Endowed Scholar	50,847																		50,847
1QF002	Robert Jolley Scholarship Fund	85,904																		85,904
1QG002	UNH Alumni Assn Endowment	186,552																		186,552
1QG003	UNH Alumni Scholars Fund	430,970																		430,970
1QG500	UNHL Operations Quasi Endowment Fd	2,625,608																		2,625,608
1QJ001	Charles Harvey Hood House Main	356,992																		356,992
1QJ003	Class of 29 Mub Living Room	59,740																		59,740
1QL001	Lillian P. Duncan	127,882																		127,882
1QL002	UNH Bookstore Inventory Fund	797,801																		797,801
1QL003	University Museum Fund	130,933																		130,933
1QL004	Milne Special Collections Endo	2,741,512																		2,741,512
1QL005	Walter & Dorothy Peterson Lib	43,288																		43,288
1QL006	Phillip J. Sawyer Quasi Endowment	52,134																		52,134
1QR002	IOL Scholarship Fund	322,773																		322,773
1QS001	Edward A. Necker	262,757																		262,757
1QS002	Jane Blalock Athletic Scholar	104,875																		104,875
1QS003	George H Batchelder Scholar	479,328																		479,328
1QU001	Shirley F. Barker Fund	1,213																		1,213
1QU002	Edward F. Cate Fund	24,044																		24,044
1QU003	Barbara Sands Emery Fund	54,344																		54,344
1QU004	Simes T. Hoyt Fund	40,264																		40,264
1QU005	Cyrus F. & Dorothy H. Jenness Fund	32,918																		32,918
1QU006	J. O. Lyford Fund	503																		503
1QU007	Theodora Lyman Fund	99,999																		99,999
1QU008	Helen Mclaughlin Fund	59,200																		59,200
1QU009	Isabel Harriet A. Paul	2,620,687																		2,620,687
1QU010	Ruth E. Rumery Fund	51,966																		51,966
1QU011	Victor P. Sanborn Fund	212,200																		212,200
1QU012	Chester A. Scammon Fund	15,936																		15,936
1QU013	Alice Hamilton Smith Fund	644,740																		644,740
1QU014	Morris A. Stewart Fund	4,584																		4,584
1QU015	General Unrestricted Endowment	2,913																		2,913
1QU016	Ormond A Roberts Scholarship Fund	109,591																		109,591
1QU017	Edith M. Blake Scholarship Fund	559,040																		559,040
1QU018	William Wade Perkins Quasi Endowmen	161,620																		161,620
1QU019	UNH ECOLine Quasi Endowment	3,869,798																		3,869,798
1TA002	Putnam Memorial Scholarship Fd	60,340																		60,340
1TA003	Furio A Abbiatti, Cl' of 1927	28,773																		28,773
1TA004	Ben Bronstein Endowed Scholars	27,745																		27,745
1TA005	Jean Brierly Fund	394,987																		394,987
1TA006	Janet Clark Class of '42	62,849																		62,849
1TA007	Class of 1922 Golden Anniv Gif	141,174																		141,174
1TA008	Mr. & Mrs. Robert Davison	213,958																		213,958
1TA009	Class of 1928 Scholarship Fund	340,424																		340,424
1TA010	Class of 1933 Honors	184,337																		184,337
1TA011	Class of 1954 Endowment Fund	446,229																		446,229
1TA012	Concord Alumni Scholarship Fun	13,776																		13,776
1TA013	Paul A. Cote	211,945																		211,945
1TA014	Melbourne W. Cummings End. Fun	2,467,431																		2,467,431
1TA015	Elmer F. & Marion M.cutts	228,655																		228,655
1TA016	Gwynne Harris Daggett Mem. Sch	70,469																		70,469
1TA017	Alexander P. Danoff Endowed Sc	31,536																		31,536

UNIVERSITY OF NEW HAMPSHIRE DURHAM
DETAILED SCHEDULE OF ASSETS, DEFERRED OUTFLOWS, LIABILITIES, AND NET POSITION
BALANCE AT JUNE 30, 2022

Fund	Fund Name	Cash & Investments	Receivables	Prepaid & Other Current Assets	Property, Plant & Equipment	Deferred Inflows & Outflows	Accounts Payable	Deposits & Unearned Revenues	Accrued Employee Benefits	Pension & Post Retirement Medical	Refundable Government Advances	Asset Retirement and Other Obligations	Deferred Outflows - ARO	Lease Receivable - current portion	Lease Receivable, net of current portion	Deferred inflows - leases/SBITAs	Long-term Leases & SBITAs - current portion	Long-term Leases & SBITAs, net of current portion	Long-term Debt Including Life Income	Total Net Position
1TA018	Robert L. Deming Mem. Scholars	11,133																		11,133
1TA019	Ben & Zelma Dorson Scholarship	251,032																		251,032
1TA020	Forrest Smith Fund	1,108,346																		1,108,346
1TA021	Fred Engelhardt Fund	194,229																		194,229
1TA022	Avrum Gudelsky	91,478																		91,478
1TA023	Bank Meridian	63,858																		63,858
1TA024	Hannaford Brothers Endowment	15,583																		15,583
1TA025	William C. Hennessy Scholarshi	36,182																		36,182
1TA026	George T. Gilman	93,329																		93,329
1TA027	Larry Hogan Scholarship Fund	336,998																		336,998
1TA028	Harold A. Holbrook Memorial S	39,342																		39,342
1TA029	John S.holland Mem. Scholarshi	23,566																		23,566
1TA030	Dorice & Richard Horan End Schol	63,517																		63,517
1TA031	Cyril Thomas Hunt Mem. Sch. Fu	30,687																		30,687
1TA032	Miriam Jackson Mem Scholarship	331,878																		331,878
1TA033	Elizabeth Jones Class 1922 Sch	928,529																		928,529
1TA034	Helen Duncan Jones Prize	5,927																		5,927
1TA035	Frances Kling	24,459																		24,459
1TA036	Peter & Francis Martin Schol Fund	218,727																		218,727
1TA037	Marcia Mccann	35,356																		35,356
1TA038	John W. Mcconnell Scholarship	56,489																		56,489
1TA039	McLane Family Endowed Scholarship	62,621																		62,621
1TA040	Elinor Metcalf Scholarship	16,557																		16,557
1TA041	Barbara King Newman Sch. Fund	54,560																		54,560
1TA042	Nickerson Scholarship Fund	97,482																		97,482
1TA043	Bertha I. Norton Endowment Sch	46,748																		46,748
1TA044	Leonard P. Novak	26,020																		26,020
1TA045	Albert N. Otis Scholarship Fun	130,806																		130,806
1TA046	Nettie M. & Charles Parker Mem	3,711																		3,711
1TA047	Robert G. Perrault Mem.scholar	73,972																		73,972
1TA048	Constantine A. Petmezas Schola	116,311																		116,311
1TA049	'bunny' Bryant Band Scholarshi	147,895																		147,895
1TA050	Paul Barlow	9,960																		9,960
1TA051	Peter Lino Barili	75,565																		75,565
1TA052	O. B. Brown Endowed Scholarshi	21,908																		21,908
1TA053	K. Denham	13,234																		13,234
1TA054	Arthur E. Clapp Memorial Schol	18,731																		18,731
1TA055	Fuller Foundation Endowed Fund	28,687																		28,687
1TA056	Alvin R. Ingram Graduate Fello	9,128																		9,128
1TA057	Carol Koreniewski Endowed Fund	18,343																		18,343
1TA058	Mortar Board	8,042																		8,042
1TA059	Phi Mu Dellta Scholarship Fund	189,999																		189,999
1TA060	Facilities Services	29,382																		29,382
1TA061	Governor Wesley Powell	37,979																		37,979
1TA062	Barbara M. Russell Mem'l Sch	48,807																		48,807
1TA063	Earle A.welch Scholarship	21,908																		21,908
1TA064	Governor John H. Bartlett Fund	27,385																		27,385
1TA065	Thomas J. Davis Prize Award	1,888																		1,888
1TA067	Frank W. Randall Scholarship F	586,470																		586,470
1TA068	Gladys Wheeler Simeroth Schol	27,745																		27,745
1TA069	Victor M.& Mabel Foster Smith	16,234																		16,234
1TA070	Frederick Smyth Book Fund	9,823																		9,823
1TA071	Paul Spilios Memorial Award Fu	6,324																		6,324
1TA072	Corinne Tripetti Art Scholars	46,715																		46,715
1TA073	Alberta C. Virgil	65,274																		65,274
1TA074	William & Doris Sterling	66,431																		66,431
1TA075	Blanche D. & George L. White	7,767																		7,767
1TA076	John G. Winant	474,371																		474,371
1TA077	Arthur Whitcomb	260,978																		260,978
1TA078	George P. Wood Shoals Marine	547,601																		547,601
1TA079	Melvin Zais	39,728																		39,728
1TA080	Anna Zornio	15,568																		15,568
1TA081	Ato Alfred H. Brown Scholarshi	16,516																		16,516
1TA082	Richard Bruce Johnston Scholar	11,616																		11,616
1TA083	Roland H. O'Neal, Professorship	341,795																		341,795
1TA084	Raymond E. Bassett Memorial Fu	1,762																		1,762
1TA085	Frank Booma Memorial Fund	9,743																		9,743
1TA086	Louis P. Bourgoin Scholarship	8,124																		8,124
1TA087	H. L. Boutwell Scholarship Fun	13,566																		13,566
1TA088	Edmund L. Brigham Scholarship	22,892																		22,892
1TA089	Edna O. Brown Scholarship Fund	93,674																		93,674
1TA090	Philip R Burlingame Sr St Loan	35,082																		35,082
1TA091	Cartlands-Of-lee Scholarship F	31,325																		31,325
1TA092	Lt. Albert A. Chariat Fund	4,757																		4,757
1TA093	Winifred E. Chesley Fund	21,763																		21,763
1TA094	Frank B. Clark Fund	49,820																		49,820
1TA095	Class of 1916 Sch. Fund	14,224																		14,224
1TA096	Forrest E Adams Mem. Sch.	12,603																		12,603
1TA097	Berry-Mattoon Fund Cl'22	131,354																		131,354
1TA098	Philip M. Marston Scholarship	15,542																		15,542
1TA099	Class of 1925 Wm. S. Sayward F	171,520																		171,520
1TA100	Class of 1938 Memorial Scholar	40,739																		40,739
1TA101	Class of 1948 Trust Fund	16,116																		16,116
1TA102	Class of 1898 Scholarship Fund	902,202																		902,202
1TA103	Class of 1899 Prize	3,965																		3,965
1TA104	Clarence E. Clement Sch. Fund	5,553																		5,553
1TA105	Corinne H. Coburn Fund	45,909																		45,909
1TA106	Arthur W. Colburn St. Loan F	18,573																		18,573
1TA107	Paul Edward Corriveau Mem. Sc	13,566																		13,566
1TA108	Fisher Currier Scholarship Fu	40,346																		40,346
1TA109	Diettrich, Memorial Cup Fund	657																		657
1TA110	Harry W. Evans Sch. Fund	24,330																		24,330
1TA111	Sylvester M. Foster Fund	4,757																		4,757
1TA112	Adelaide M. Godding Fund	151,775																		151,775
1TA113	John Haines Scholarship Fund	11,766																		11,766
1TA114	Willis D. F. Hayden Sch. Fund	21,759																		21,759
1TA115	Helen E. Hayes Sch. Fund	61,215																		61,215
1TA116	Henderson Memorial Sch. Fund	28,153																		28,153
1TA117	Edgar C. Hirst Scholarship Fu	61,464																		61,464
1TA118	Michael J. & Nellie Hourihan	97,267																		97,267
1TA120	Lillian M. Johnson Fund	951,527																		951,527
1TA121	Ilmari Kainu Mem. Sch. Fund	298,985																		298,985
1TA122	Donald Whitney Libby Memorial	15,110																		15,110
1TA123	Mildred B. Lionstone Scholars	5,292																		5,292
1TA124	Locke Prize Fund	14,949																		14,949
1TA125	Nancy E. Lougee Memorial Fund	24,469																		24,469

UNIVERSITY OF NEW HAMPSHIRE DURHAM
DETAILED SCHEDULE OF ASSETS, DEFERRED OUTFLOWS, LIABILITIES, AND NET POSITION
BALANCE AT JUNE 30, 2022

Fund	Fund Name	Cash & Investments	Receivables	Prepaid & Other Current Assets	Property, Plant & Equipment	Deferred Inflows & Outflows	Accounts Payable	Deposits & Unearned Revenues	Accrued Employee Benefits	Pension & Post Retirement Medical	Refundable Government Advances	Asset Retirement and Other Obligations	Deferred Outflows - ARO	Lease Receivable - current portion	Lease Receivable, net of current portion	Deferred inflows - leases/SBITAs	Long-term Leases & SBITAs - current portion	Long-term Leases & SBITAs, net of current portion	Long-term Debt Including Life Income	Total Net Position
1TA126	Harry Macleod Memorial Schol	11,654																		11,654
1TA127	J. Herbert Marceau Scholarshi	47,660																		47,660
1TA128	William F. Marsh Scholarship	9,510																		9,510
1TA129	Mask & Dagger Fund	23,611																		23,611
1TA130	Erskine Mason Memorial Prize	3,850																		3,850
1TA131	Roger E. Montgomery Mem. Sch.	14,021																		14,021
1TA132	N.h. Branch Nat'l Civic Fdn.	5,226																		5,226
1TA133	Maurice E. Nerbonne Sch. Fund	5,907																		5,907
1TA134	Ordway Fund	9,827																		9,827
1TA135	George Downes Parnell Mem. Sc	8,339																		8,339
1TA136	Paul Scholarship Fund	237,817																		237,817
1TA137	Luella Pettee Fund	8,975																		8,975
1TA138	Rosecrans W. Pillsbury Fund	2,373																		2,373
1TA139	Alfred Ernest Richards Mem. S	23,785																		23,785
1TA140	Charles H. Sanders Fund	14,274																		14,274
1TA141	Lena Snow Sargent Fund	214,171																		214,171
1TA142	Walter M. Shipley Scholarship	9,510																		9,510
1TA143	Mary F. Simpson Sch. Fund	319,586																		319,586
1TA144	J. Guy Smart Scholarship Fund	556,799																		556,799
1TA145	Roderick W. Smith Scholarship	4,757																		4,757
1TA146	Smyth, Memorial Fund	12,452																		12,452
1TA147	James Carter	55,258																		55,258
1TA148	Col. Samuel J. Sutherland	9,319																		9,319
1TA149	Theron A. Thorp Mem. Sch. Fun	39,751																		39,751
1TA150	James A. Wellman Mem. Sch.	118,917																		118,917
1TA151	Charles H. Wiggin Sch. Fund	54,627																		54,627
1TA152	Walter M. Wiggin Scholarship	23,778																		23,778
1TA153	George H. Williams Fund	50,337																		50,337
1TA154	Richard J. Shea Memorial Award	8,519																		8,519
1TA155	William H. Yale Sch. Fund	324,586																		324,586
1TA156	Class of 1931 Alumni Mem. Scho	189,207																		189,207
1TA157	Fred Weare Stone Mem. Sch. Fun	907,035																		907,035
1TA158	Stephen D. DeCesare Memorial S	19,564																		19,564
1TA159	Penny Family School	52,003																		52,003
1TA160	Ruth Cheney Streeter Shcol	29,970																		29,970
1TA161	Katherine Demerritt Memorial	15,998																		15,998
1TA162	Col John & Helena Ayotte	513,052																		513,052
1TA163	Ray Macdonald End Scholarship	722,248																		722,248
1TA164	Gertrude Phelps Carlson Mem	21,287																		21,287
1TA165	Class of 51 Endowed Scholarshi	245,695																		245,695
1TA166	Norma V and John Spaven	186,884																		186,884
1TA167	Lola M Preston Endowed Scholar	79,120																		79,120
1TA168	Class of 38 Professorship Endo	241,291																		241,291
1TA169	Class of 41 Educational Endow	321,098																		321,098
1TA170	CEPS Endowed Scholar	221,394																		221,394
1TA171	Class of 1964 Endowed Scholarship	244,981																		244,981
1TA172	Class of 40 Professorship	605,761																		605,761
1TA173	Class of 44 Endowed Professor	231,893																		231,893
1TA174	Class of 1944 Endowed Scholar	97,824																		97,824
1TA175	Charles A. Hopkins Family Fund	52,438																		52,438
1TA176	Class 1961 Endowed Scholarship	181,195																		181,195
1TA178	William S Law Scholarship Fund	65,436																		65,436
1TA179	Frank A Joy Endowed Fund	1,665,074																		1,665,074
1TA181	Ernest Easter Scholarship Fund	218,319																		218,319
1TA182	Scott Chadwick Memorial Scholarship	45,040																		45,040
1TA183	Earl & Ethel Handly Faculty Endwmnt	1,078,415																		1,078,415
1TB001	Edward Cass Adams	33,237																		33,237
1TB002	Robert P. Ahern Mem. Fund	105,705																		105,705
1TB003	Albert H. Brown Student Loan	240,066																		240,066
1TB004	Thomas W. Keller Mem. Scholars	30,365																		30,365
1TB005	C. Hilton Boynton	97,543																		97,543
1TB006	Gertrude Burnham Fund	644,927																		644,927
1TB007	Conant Scholarship Fund	253,967																		253,967
1TB008	Crop Protection Institute	32,068																		32,068
1TB009	David W. Drew Memorial Scholar	43,775																		43,775
1TB010	Clyde & Isabel Eaton	57,125																		57,125
1TB011	Kenneth Fowler	74,321																		74,321
1TB012	Norman Hubbard Scholarship	7,786																		7,786
1TB013	Oliver J. Hubbard Fund	1,290,962																		1,290,962
1TB014	Basil & Alice Johnson	60,932																		60,932
1TB015	Gunnar B. Olsson Fund	27,837																		27,837
1TB016	Dan Heath Memorial	12,912																		12,912
1TB017	Richard A. Andrews Mem'l Award	5,881																		5,881
1TB018	Paul Gilman	11,082																		11,082
1TB019	Albion Hodgon Memorial Fund	13,815																		13,815
1TB020	Barbara M. Lucier Endowed Mem	28,399																		28,399
1TB021	George M. Moore Scholarship	13,619																		13,619
1TB022	Constance L. Rollins Memorial	137,932																		137,932
1TB023	Plant Science Scholarship Fund	10,509																		10,509
1TB024	James A. Purington Scholarship	62,723																		62,723
1TB026	Laurence W. Slanetz Memorial	66,279																		66,279
1TB027	Clark L. Stevens Sch. in Fore	13,476																		13,476
1TB028	Charles A. & F. W. Stone Schol	142,847																		142,847
1TB029	L.v. "cy" Tirrell Prof. Sch.	70,048																		70,048
1TB030	Agricultural Alumni Associatio	30,050																		30,050
1TB031	Richard B. Johnston Mem. Schol	30,211																		30,211
1TB032	Stephen W & Helen H Dyer Schlr	106,883																		106,883
1TB033	Ruth E. Farrington Fund	1,643,308																		1,643,308
1TB034	Andrew L. Felker Sch. Fund	15,737																		15,737
1TB035	Hood Prize Fund	28,538																		28,538
1TB036	Hubbard Farms Grad. Fellow/Pou	199,287																		199,287
1TB037	Norma Ikawa Scholarship Fund	48,286																		48,286
1TB038	Industrial Education Fund	2,479																		2,479
1TB039	Kenneth L. Isaacs Sch. Fnd.	38,111																		38,111
1TB040	Lilac Endowment Fund	29,273																		29,273
1TB041	Lord Scholarship Fund	1,936,960																		1,936,960
1TB042	Fred W. Menns Scholarship Fun	11,250																		11,250
1TB043	Kenneth S. Morrow Scholarship	35,237																		35,237
1TB044	Walhowdon Farm Scholarship	5,817																		5,817
1TB046	Stacey Cole	613,575																		613,575
1TB047	Lloyd Hawkensen Fund	25,142																		25,142
1TB048	Marty Mitchell Scholarship	25,598																		25,598
1TB049	Virginia M & William L Conrad	55,306																		55,306
1TB050	Eric Wilkes Bell Mem End Award	36,047																		36,047
1TB051	Drs. Lorus & Margery Milne	561,467																		561,467
1TC001	John D. Batcheller Memorial	47,092																		47,092

UNIVERSITY OF NEW HAMPSHIRE DURHAM
DETAILED SCHEDULE OF ASSETS, DEFERRED OUTFLOWS, LIABILITIES, AND NET POSITION
BALANCE AT JUNE 30, 2022

Fund	Fund Name	Cash & Investments	Receivables	Prepaid & Other Current Assets	Property, Plant & Equipment	Deferred Inflows & Outflows	Accounts Payable	Deposits & Unearned Revenues	Accrued Employee Benefits	Pension & Post Retirement Medical	Refundable Government Advances	Asset Retirement and Other Obligations	Deferred Outflows - ARO	Lease Receivable - current portion	Lease Receivable, net of current portion	Deferred inflows - leases/SBITAs	Long-term Leases & SBITAs - current portion	Long-term Leases & SBITAs, net of current portion	Long-term Debt Including Life Income	Total Net Position
1TC002	Foreign Language Study	28,794																		28,794
1TC003	Gary Lindberg	46,281																		46,281
1TC004	Raymond J. Bernier Scholarship	14,945																		14,945
1TC005	S. P. Edelman	3,212																		3,212
1TC006	Excellence in Teaching Scholar	88,202																		88,202
1TC007	Jean Mattox	61,378																		61,378
1TC008	Richard A. Morse Scholarship	265,534																		265,534
1TC009	Gary R. O'neal Musical Theater	46,959																		46,959
1TC010	William H Annis Graduate Scholarshi	10,846																		10,846
1TC011	Jani Smith	27,751																		27,751
1TC013	Donald E. Steele	20,801																		20,801
1TC014	Arts Dept Scholarship Fund	21,393																		21,393
1TC015	German Soc. of Manchester, NH	4,762																		4,762
1TC016	Adaline W. Paul Sch. Fund	31,058																		31,058
1TC017	Thomas O Marshall Fund	11,883																		11,883
1TC018	NH Library of Traditional Jazz	2,587,432																		2,587,432
1TC019	Seiler, Study of Music	15,155																		15,155
1TC020	Ann Pazo Mayberry Fund	54,847																		54,847
1TC021	Grant Carlson Fund	22,938																		22,938
1TC022	Humanities Challenge	956,896																		956,896
1TC023	Rogers Piano Scholarship Fund	29,549																		29,549
1TC024	Malcolm & Virginia Smith Endow	21,410																		21,410
1TC025	Theater Education Endowed Fund	87,225																		87,225
1TC026	Lucha-Burns Musical Theatre Endowmt	134,653																		134,653
1TC027	Whitlock Music Education Schol	15,309																		15,309
1TC028	Shatterly Fund for Education	73,579																		73,579
1TC029	Shatterly Fund for Poli Sci	145,276																		145,276
1TC030	Conover Endowed Fund	64,571																		64,571
1TC031	Edwin and Mary Scheier Fund	2,830,099																		2,830,099
1TC032	Blanche C Bailey Fund	51,658																		51,658
1TD001	Gordon H. Bassett	29,490																		29,490
1TD002	Champlin Scholarship Fund	391,991																		391,991
1TD003	Howard W. Cope Mem Scholarship	62,947																		62,947
1TD004	Edward T. Donovan Scholarship	38,726																		38,726
1TD005	Donald Fox Mem Scholarship	59,202																		59,202
1TD006	Harry L. Farnham Scholarship	16,436																		16,436
1TD007	Joseph L Fearer Scholar Fund	77,568																		77,568
1TD008	Harold A. Iddles Lecture Fund	132,300																		132,300
1TD009	William Knox Endowed Fund	15,699																		15,699
1TD010	Marie L. Langelier	369,126																		369,126
1TD011	Vernon Lerch	29,526																		29,526
1TD012	David Owen Libby	51,696																		51,696
1TD013	Frank Block Fund	28,237																		28,237
1TD014	Randolph W. Chapman Lecture Fu	18,257																		18,257
1TD015	W. Edwards Deming	18,218																		18,218
1TD016	Dr. Ruth Peters Memorial Award	7,453																		7,453
1TD017	Stolworthy Fund	9,128																		9,128
1TD018	Richard & Georgia Balomenos	40,850																		40,850
1TD019	Bacon Award	2,072																		2,072
1TD020	Velma W. Scruton Fund	288,018																		288,018
1TD021	Raymond B. Seymour Chem.	6,150																		6,150
1TD022	Tappi Endowed Fund	47,240																		47,240
1TD023	Winchester R. Wood Fund	738,206																		738,206
1TD024	Leroy Johnson	424,981																		424,981
1TD025	J & Rm Kurtz Endowed Fund	287,327																		287,327
1TD026	Bailey Prize Fund	1,192																		1,192
1TD027	Albert W. Diniak Memorial Fun	4,646																		4,646
1TD028	Heman Charles Fogg Sch. Fund	15,998																		15,998
1TD029	Kingsbury Memorial Award	105,993																		105,993
1TD030	Locke Scholarship Fund	14,271																		14,271
1TD031	Lester A. Pratt Grad. Prize	125,906																		125,906
1TD032	Lucinda & Melvin Smith Sch. F	39,428																		39,428
1TD033	Waite Professorship	214,303																		214,303
1TD034	Fred Waite Class of 1927	545,294																		545,294
1TD035	R C Kimball Scholar	22,942																		22,942
1TD036	Robert T. Hart	51,874																		51,874
1TD037	Leon W Hitchcock Award	130,550																		130,550
1TD038	Olivette Dussault Hemon Schola	20,379																		20,379
1TD039	Kenneth J Higson Endowed Schol	596,891																		596,891
1TD040	Helmut M Haendler Endowed Fund	102,001																		102,001
1TD041	Frederick N Walker Jr Ee Schol	298,698																		298,698
1TD042	Craig A West Memorial Endow	26,709																		26,709
1TD043	Harold M Lander Cl of 24 Fund	15,744																		15,744
1TD044	Clarence & Eleanor Shuttlewort	651,782																		651,782
1TD045	Shatterly Fund for Engineering	151,980																		151,980
1TD046	Tenho S Kauppinen Scholarship Fund	6,661																		6,661
1TD047	Roland S. Burlingame Scholarship	666,376																		666,376
1TE001	John A. Beckett Writing Prize	19,162																		19,162
1TE002	Patrick Carlson Memorial Schol	35,686																		35,686
1TE003	Jan E. Clee Fellowship Fund	30,388																		30,388
1TE004	Carroll M. Degler Fund	80,415																		80,415
1TE005	James R. Carter Professorship	898,028																		898,028
1TE006	William T. Cushing Memorial Sc	119,260																		119,260
1TE007	Patricia Vinnicombe Endow Fund	41,805																		41,805
1TE008	Hollis Harrington	126,894																		126,894
1TE009	Virginia Paul Dee Professorshi	311,293																		311,293
1TE010	Ellen Mae Greenaway Scholar	55,544																		55,544
1TE012	JA Hogan Distinguished Visiting Pro	982,523																		982,523
1TF001	Dr E Elizabeth French Mem Fund	52,143																		52,143
1TF002	Gerald L & Dorothy K Smith Fun	113,409																		113,409
1TF004	Elizabeth Rand	245,498																		245,498
1TF005	Hamilton Putnam	44,863																		44,863
1TF006	Robert J. & Mary E. Mitchell	219,620																		219,620
1TF007	Daniel Beatrice Rogers Schl	44,440																		44,440
1TF008	Marion Beckwith Endowed Fund	12,397																		12,397
1TG002	UNH Venture Capital Endowment	297,473																		297,473
1TG003	Alumni Merit Serv Award Assn	47,057																		47,057
1TG004	Honors Program/Urop Endowment	279,689																		279,689
1TG005	Class of 1953	60,312																		60,312
1TG006	Dr. Phyllis Lucasse	1,868,342																		1,868,342
1TG007	Avis Perkins Smart '42' Fund	28,766																		28,766
1TG008	John S. Elliott Fund	13,398,341																		13,398,341
1TG009	Smith Sanborn Lecture Fund	30,818																		30,818
1TG010	President's Discretionary Fund	50,582																		50,582
1TG011	Nash - President's Disc. Fund	52,838																		52,838
1TG012	Class of 36 Cultural Enrichmnt	192,421																		192,421

UNIVERSITY OF NEW HAMPSHIRE DURHAM
DETAILED SCHEDULE OF ASSETS, DEFERRED OUTFLOWS, LIABILITIES, AND NET POSITION
BALANCE AT JUNE 30, 2022

Fund	Fund Name	Cash & Investments	Receivables	Prepaid & Other Current Assets	Property, Plant & Equipment	Deferred Inflows & Outflows	Accounts Payable	Deposits & Unearned Revenues	Accrued Employee Benefits	Pension & Post Retirement Medical	Refundable Government Advances	Asset Retirement and Other Obligations	Deferred Outflows - ARO	Lease Receivable - current portion	Lease Receivable, net of current portion	Deferred inflows - leases/SBITAs	Long-term Leases & SBITAs - current portion	Long-term Leases & SBITAs, net of current portion	Long-term Debt Including Life Income	Total Net Position
1TG013	Louis B. Hoffman Endowment	258,540																		258,540
1TG015	Class of 1929 Dad Henderson	228,140																		228,140
1TG016	Henderson Mem. Carillon Maint.	15,297																		15,297
1TG017	A.E. Kenison, Jr./D.L. Kenison Endo	136,718																		136,718
1TG018	Granite State Scholars Endowment	2,197,879																		2,197,879
1TG020	Elizabeth Farmer McIninch Fund	39,421																		39,421
1TG021	Esther Eastman Endowment	25,302																		25,302
1TG022	Warren H. Hay Endowment	327,616																		327,616
1TG023	Helena M Milne Endowment	1,584,201																		1,584,201
1TG024	Spaulding Memorial Fund	2,307,107																		2,307,107
1TJ001	Frederick Walker	26,521																		26,521
1TJ003	Morris F Darling Memorial Fund	225,948																		225,948
1TL001	Gladys Brooks Endowment Fund	155,828																		155,828
1TL002	Douglas M. Milne	303,055																		303,055
1TL003	Roland Douglas Sawyer	77,507																		77,507
1TL004	Consolidated Library Fund	49,189																		49,189
1TL005	Edward H. Downing Fund	3,367																		3,367
1TL006	Marion E. Nash Fund	52,838																		52,838
1TL008	Blanche Foye Nash Library Fund	60,308																		60,308
1TR001	Prof. & Mrs. F. Jackson	58,780																		58,780
1TR003	Shoals Marine Scholarship Fund	1,413																		1,413
1TR004	Class of 1937 Professorship	291,221																		291,221
1TS001	Charles H. Stillings Trust	1,426,004																		1,426,004
1TS002	Warren Brown Memorial Scholars	20,783																		20,783
1TS003	Carl & Ada Lundholm Mem Scholr	68,318																		68,318
1TS004	Peter G Markos Chemistry Endowment	77,977																		77,977
1TS005	Carlton E. Meader, Jr. Mem. Sc	20,115																		20,115
1TS006	Donald Melville	365,636																		365,636
1TS007	W. C. & Clara D. Skoglund	150,697																		150,697
1TS008	Suzanne Urban Memorial Scholarship	86,397																		86,397
1TS009	P. Wageman	9,231																		9,231
1TS010	Ski Team UNH	210,320																		210,320
1TS011	Paul C. Sweet Scholarship Fund	68,039																		68,039
1TS012	A. Barr "whoops" Snively Schol	34,814																		34,814
1TS013	Jere A. Chase Scholarship	5,063																		5,063
1TS014	Frederick A. Johnson Mem. Sch	28,320																		28,320
1TS015	Philip C. Jones/1913 Trust	36,993																		36,993
1TS016	UNH 100 Club / General Award	437,952																		437,952
1TS017	Creeley S. Buchanan Football	14,745																		14,745
1TS018	Craig Scholarship Fund	149,497																		149,497
1TS019	Andrew Mooradian Endowed Schol	56,697																		56,697
1TS020	Bernice Hill Class of 23 Endow	87,688																		87,688
1TS021	Arden G. Atkins Scholarship	208,487																		208,487
1TS022	Ken Pope Endowed Scholarship	19,065																		19,065
1TS023	Holt Endowed Fund	197,528																		197,528
1TU001	Walter W. Lucasse	1,096,225					(167)													1,096,058
1TU002	Alice M. Mitchell Scholarship	219,620																		219,620
1TU003	Edward and Selma Bacon Simon Fund	149,279																		149,279
1TU004	Richard M. Ford Endowed Mem	33,334																		33,334
1TU005	Agnes & M Jane Linen Scholarsh	10,239																		10,239
1TU006	Ben Thompson Trust	2,416,035																		2,416,035
1TU009	Paul J Holloway Endowment Fund	293,404																		293,404
1TU010	Gray-White-Shields Scholarship Fund	2,942,811																		2,942,811
1TU013	UNH Foreign Language Scholarship	118,654																		118,654
1TU014	UNH Engineering Scholarship	116,782																		116,782
1TU015	T. Ralph & Isabelle Meyers Fund	34,670																		34,670
1TU016	Joseph L. Robinson Scholarship Fund	41,739																		41,739
1TU020	UNIQUE Endowment Alloc Plan-UNH	49,739,036																		49,739,036
1TU021	Raymond and Anna Tuttle Trust	860,506																		860,506
1TX001	Marine Docent Endowment Fund	173,777																		173,777
	TOTAL ENDOWMENT & SIMILAR FUNDS	169,135,019	-	-	-	-	(167)	-	-	-	-	-	-	-	-	-	-	-	-	169,134,852
	PLANT FUNDS																			
1N0ADJ	UNH Net Invested in Plant Adjustmen				(750,000)															(750,000)
1NU001	UNH Net Invested				685,391,208							(1,541,278)	664,861							684,514,791
1NU002	UNH Equipment			140,051	36,600,279														(4,076,567)	32,663,763
1NU006	2001 HEFA DEBT																		(38,105,599)	(38,105,599)
1NU008	2001R HEFA DEBT																		(3,847,538)	(3,847,538)
1NU013	2006B-2 HEFA DEBT																		(18,993,133)	(18,993,133)
1NU015	2005A HEFA DEBT																		(22,996,937)	(22,996,937)
1NU023	2006 HEFA Debt																		(25,664,314)	(25,664,314)
1NU050	UNH Leases and SBITAs				13,900,223		(43,539)							650,176	3,714,452	(4,372,928)	(1,361,430)	(13,439,206)		(952,252)
1NU09A	2009A HEFA DEBT																		(753,585)	(753,585)
1NU15A	UNH 2015A HEFA Debt																		(38,408,162)	(38,408,162)
1NUNEC	NEC Balance	(1,387,836)																		(1,387,836)
1X0ADJ	UNH Unexpended Plant Adjustments	1,887,490					(182,326)													1,705,164
1X3V01	Water Line Extension to Lee TC	(1,000,000)	1,000,000																	-
1XT877	Emcor Contracted Utility Repairs	45,464																		45,464
1XT955	Paul College Construction	977																		977
1XTA25	Asset Management/Maintenance																			-
1XTB83	High Voltage Electr Distribution	12,085																		12,085
1XTB98	Ham-Smith Renovation Programming	147,588																		147,588
1XTC07	Classroom White Board Replacements																			-
1XTC99	Bike Rack Installations	14,761																		14,761
1XTD30	McConnell Hall Repurpose - Renov	24,612																		24,612
1XTD68	South Drive Design Advancement																			-
1XTE08	Signs - Campus Wayfinding and Bldg	28,899																		28,899
1XTE88	Spaulding Hall Expansion-Renov	1,272,917	2,111,864				(3,384,781)													-
1XTE92	Rudman Hall Fire Alarm Replacement	18,919																		18,919
1XTH23	Rudman Hall - Misc Repairs - Mods																			-
1XTH40	Huddleston Hall Egress Modif																			-
1XTH74	Rudman Lab Fume Hd Contr Syst Repl	351,443					(3,503)													347,940
1XTJ31	Rudman-Inst Sterilizer-Cage Washer	40,101																		40,101
1XTK74	Whittemore - Dehumidification Sys	30,000																		30,000
1XTK78	Huddleston Hall - Roof Replacement	26,219																		26,219
1XTL07	UNHM-Bio-manufacturing Innov Ctr																			-
1XTL27	Telecom Center - Addition and Renov																			-
1XTL36	NH Hall Window Repl - Ext Painting																			-
1XTL38	Marine Facility - Fire Restoration	16,282																		16,282
1XTL46	Fairchild - Site Stairs																			-
1XTL56	Kendall Hall Levels 3-5 Repurposing																			-
1XTL85	Morse Hall HVAC Evaluation	35,244																		35,244
1XTM13	Campus Dual-Temp Interconnection	147,518																		147,518
1XTM17	Morrill - Drainage Installation																			-
1XTM25	Holloway Retro-Commissioning Repair	35,642																		35,642
1XTM29	Academic Way Improvements-Mods.	43,974					(2,850)													41,124

UNIVERSITY OF NEW HAMPSHIRE DURHAM
DETAILED SCHEDULE OF ASSETS, DEFERRED OUTFLOWS, LIABILITIES, AND NET POSITION
BALANCE AT JUNE 30, 2022

Fund	Fund Name	Cash & Investments	Receivables	Prepaid & Other Current Assets	Property, Plant & Equipment	Deferred Inflows & Outflows	Accounts Payable	Deposits & Unearned Revenues	Accrued Employee Benefits	Pension & Post Retirement Medical	Refundable Government Advances	Asset Retirement and Other Obligations	Deferred Outflows - ARO	Lease Receivable - current portion	Lease Receivable, net of current portion	Deferred inflows - leases/SBITAs	Long-term Leases & SBITAs - current portion	Long-term Leases & SBITAs, net of current portion	Long-term Debt Including Life Income	Total Net Position
1XTM35	T-Hall - Clock Tower Repairs	50,000																		50,000
1XTM36	Demeritt Hall - Rm 112 Carpet Repl																			-
1XTM38	Tennis Court Renovation	(500,911)					(98,272)													(599,183)
1XTM65	Campus Envelope and Interior Paint	60,253																		60,253
1XTM66	Field House - UV Filter Replacement	24,718																		24,718
1XTM88	Parsons Hall - SmartStack	63,965																		63,965
1XTM93	Elliott Alumni Center - 1925 Room	12,621																		12,621
1XTM96	Assist Eversource Transmission Line	43,700																		43,700
1XTM98	PCAC Planning																			-
1XTM99	Rudman Vivarium Upgrades-Phase 2	100,000																		100,000
1XTN05	Hewitt - Duel Temperature Tie In																			-
1XTN19	Whittemore Ice and Arena Renov	554,280					(554,280)													-
1XTN23	Barton-Cole Assessment & Repairs	5,500																		5,500
1XTN26	Rudman AHU-4 Assessment & Repair	12,470																		12,470
1XTN27	Handler Hall - Replace PVI HW Tanks																			-
1XTN28	Service Bldg - Storm Water Design	13,800																		13,800
1XTN34	Rudman Hall - AHU 3 Replacement	16,192																		16,192
1XTN41	Field House - Pool Chemical Storage	25,000																		25,000
1XTN42	T-Hall - Testing Center - Phase 2	48,999																		48,999
1XTN44	Kingsbury - Retro-Commissioning	55,364																		55,364
1XTN46	PCAC - Fire Alarm Replacement	50,000																		50,000
1XTN48	Holloway - Front Stairs Repairs	7,390																		7,390
1XTN51	Barton - 2nd Floor Reno for Labs	325,723					(325,723)													-
1XTN52	Cole Hall - Instructional Space Imp	127,106																		127,106
1XTN56	Morse - Former Clean Rm Renovation	1,879					(1,879)													-
1XTN57	NEC Stair STR0079 Reconstruction	2,000																		2,000
1XTN58	College Road - Extend Sidewalk	7,600																		7,600
1XTN59	McDaniel Drive - Extend Sidewalk	28,100																		28,100
1XTN60	PCAC - Music Wing Elevator	34,217																		34,217
1XTN61	EAC- Renovate Restrooms 109 & 111	111,960																		111,960
1XTN62	Stoke Hall - Lobby Renovation	1,220																		1,220
1XTN63	CSDC - Playground Repairs	15,789					(1,200)													14,589
1XTN64	Morse - Emergency Eyewash Install																			-
1XTN65	CHP Siemens Turbine Generator Repl																			-
1XTN67	Chase Ocean - Rm S210 HVAC Repair	2,880																		2,880
1XTN68	Research - Stand-by Power Projects	339,617																		339,617
1XTN70	PCAC - High Voltage Electrical Serv	31,329																		31,329
1XTN73	Indoor Pool Electrical Service Repl	11,700																		11,700
1XTN80	Dimond - Interior Heating Distr	255,517					(255,517)													-
1XTN82	Presidents House - Security Cameras	24,270																		24,270
1XTN83	Field Hse - Outdoor Deck-Roof Repla	13,080																		13,080
1XTN84	HSI - CHHS Modular Building	29,449					(29,449)													-
1XTN85	Morse Hall - Rm 419 New Equipment	45,558																		45,558
1XTN91	Parsons Hall - N209 TEAL Classroom	35,000																		35,000
1XTN92	McGregor EMS Env. and Int. Repairs	8,451																		8,451
1XTN98	CHP-Wtr Plt IT Security Remediation																			-
1XTP02	Putnam Hall - EMS COVID-19 Prep	(49,014)																		(49,014)
1XTP03	Academic Way-Utility Upgr-Reroute	81,890																		81,890
1XTP04	Utility Distr-CHP Line Replacement	1,501,108					(1,501,108)													-
1XTP05	Haaland Hall - PVI Tank Replacement																			-
1XTP07	PCAC - Sprinkler Installation	32,800																		32,800
1XTP08	H&W COVID Testing Instrumentation	(370,422)																		(370,422)
1XTP09	Hubbard Hall - Bedroom Doors	(48,719)																		(48,719)
1XTP10	COVID-19 Barriers & Hydration Stat.	(911,554)																		(911,554)
1XTP11	Babcock-Adams Twr Electr - COVID	(1,475)																		(1,475)
1XTP12	Stoke Hall - Gas Code Violations																			-
1XTP13	H&W COVID Preparations	(30,543)																		(30,543)
1XTP21	CHP Siemens Turbine Controls Upgr	252,261																		252,261
1XTP27	MUB - 110 Ton Rooftop Chiller	9,900					(6,700)													3,200
1XTP28	Gregg-RM 337 COVID Testing Lab Expa	(308,649)																		(308,649)
1XTP29	Service Bldg DFD Sprinkler-Decon	81,006																		81,006
1XTP32	Parsons Hall - Setup Lab Space W202																			-
1XTP33	Morse - RM 331 Renovations																			-
1XTP35	Telecom Bldg - New Equipment Space	1,274,676					(9,888)													1,264,788
1XTP36	Woodside - Mechanical Room Exhaust																			-
1XTP38	Rudman - Steam Absorber #1 Repl	142,464					(142,464)													-
1XTP39	2LL - New Natural Gas Boiler	155																		155
1XTP40	1LL - Convert Boiler to Natural Gas	60,554					(60,554)													-
1XTP41	6LL - New Gas Line and Boiler	106,141					(106,486)													(345)
1XTP42	Utility Distr - Steam Pits 5 & 7																			-
1XTP44	Gregg Hall - Boiler Plant Repl	219,303					(219,303)													-
1XTP45	MacFarlane Greenhouse Fog Syst	1,131																		1,131
1XTP51	Thompson Hall - Slate Roof Repairs	89,862					(57,503)													32,359
1XTP53	THall - Basement Window Repairs	695																		695
1XTP60	Demeritt - Mech Room 199 Leak Rep	1,620																		1,620
1XTP62	Elliott Alumni - 1925 Rm Int Finis	6,138																		6,138
1XTP67	Morse - Rm 144-145 Research Lab Mod	6,099					(6,099)													-
1XTP68	FH - Indoor Pool Wall Investigation	36																		36
1XTP71	Cole Hall - HVAC Upgrades	395,410					(162,307)													233,103
1XTP72	Olsen-NE Passage - Relocation Study	38,900					(38,900)													-
1XTP73	CHP - Economizer Repl	240,750					(240,750)													-
1XTP74	Lundholm Gym - Sound System Repl	51,041					(51,041)													-
1XTP75	Stoke - Ground Floor N. Stair Rep	39,641					(27,088)													12,553
1XTP78	Devine - Foundation Drainage Rep	5,000																		5,000
1XTP79	Morse - Lab Humidity Control - NASA	6,379					(6,379)													-
1XTP80	Putnum Hall - Collections-Spaulding	21,700					(21,700)													-
1XTP81	Spaulding - Move Support and Coord	135,924					(77,229)													58,695
1XTP82	Huddleston Hall - Honors College	83,308					(83,308)													-
1XTP83	Morse Hall Elevator Improvements	13,780																		13,780
1XTP84	MacFarlane Greenhouse -Lead Cleanup	14,538																		14,538
1XTP85	Field House - West Parking Lot Repa	8,000																		8,000
1XTP88	NH Hall - Window Repl & Ext Paint	75,000																		75,000
1XTP91	Utility Distr - Therm Energy Tank	50,000																		50,000
1XTQ18	Williamson - A-B-C Tower Roof Repl	499,950					(28,000)													471,950
1XTQ19	Stoke - Director Apt & Office Reno	126,935					(58,207)													68,728
1XTQ20	Christensen - Drain Replacement	26,403					(26,403)													-
1XTQ21	Williamson - Drainline Replacement	26,403					(26,403)													-
1XTQ35	Gables - Buildings A, B, C Roof Rep	9,557					(8,557)													1,000
1XTQ39	Rudman - Elevator Controller Repl	50,000					(49,250)													750
1XTQ40	Utility Plant - Solar Repl Core	2,000,000					(1,843,347)													156,653
1XTQ41	NH Hall-Concussion Lab Fit-Up	4,740					(4,740)													-
1XTQ42	PCAC-Rms 117BA,117BB Mold Abatement	59,000					(19,999)													39,001
1XTQ43	NH Hall - Flood Repairs	38,260																		38,260
1XTQ50	Hetzel Hall Renovation						(2,236)													(2,236)
1XTQ62	Philbrook - Mechanical Room Mods	99,877					(99,877)													-
	TOTAL PLANT FUNDS	10,156,044	3,111,864	140,051	735,141,710	-	(9,869,145)	-	-	-	-	(1,541,278)	664,861	650,176	3,714,452	(4,372,928)	(1,361,430)	(13,439,206)	(152,845,835)	570,149,336
TOTAL UNIVERSITY OF NEW HAMPSHIRE - DURHAM		**$ 488,209,480**	**40,852,187**	**6,023,823**	**735,141,710**	**1,826,916**	**(26,856,567)**	**(38,717,695)**	**(17,571,607)**	**(54,314,157)**	**(5,772,473)**	**(1,541,278)**	**664,861**	**650,176**	**3,714,452**	**(4,372,928)**	**(1,361,430)**	**(13,439,206)**	**(152,845,835)**	**960,290,429**

UNIVERSITY OF NEW HAMPSHIRE AT MANCHESTER
DETAILED SCHEDULE OF ASSETS, DEFERRED OUTFLOWS, LIABILITIES, AND NET POSITION
BALANCE AT JUNE 30, 2022

Fund	Fund Name	Cash & Investments	Receivables	Prepaid & Other Current Assets	Property, Plant & Equipment	Deferred Inflows & Outflows	Accounts Payable	Deposits & Unearned Revenues	Accrued Employee Benefits	Pension & Post Retirement Medical	Long-term Leases & SBITAs - current portion	Long-term Leases & SBITAs, net of current portion	Refundable Government Advances	Derivative Instruments - Interest Rate Swaps	Long-term Debt Including Life Income	Total Net Position
	GENERAL OPERATING & OTHER UNRESTRICTED FUNDS															
1UM050	UNHM Education and General	$ (30,413,923)	11,948				(104,498)	(27,900)	(240,864)							(30,775,237)
1UMPPD	UNHM General Prepaid	(384,033)		384,033												-
1WM106	Other Postemployment Bnft (OPEB)					39,198				(1,165,407)						(1,126,209)
	TOTAL GENERAL OPERATING & OTHER UNRESTRICTED FUNDS	(30,797,956)	11,948	384,033	-	39,198	(104,498)	(27,900)	(240,864)	(1,165,407)			-	-	-	(31,901,446)
	INTERNALLY DESIGNATED															
1DM008	UNHM Equipment Replacement	74,896														74,896
1DM3EE	UNHM Student Activities	65,432					(706)									64,726
1DM3MD	Dean's Discretionary Fund	667														667
1DM400	CoRE IWG FY21 Sabin	1,947														1,947
1DMBET	Engineering Technology Program	29,318					(59)									29,259
1DMBIC	BIC Incubator	186,904	29,044				(909)									215,039
1DMDEV	Developmental Education Fund	1,500														1,500
1DMDP1	PI Donald Plante	60														60
1DMDS1	PI Daniel Seichepine	4,216														4,216
1DMESP	Engagement STEM Partnerships	1,409														1,409
1DMETC	Emerging Technology Center															-
1DMFAC	Faculty Professional Development	10,288					(1,128)									9,160
1DMGPO	UNHM Quasi Endowment Payout Fund	140,917														140,917
1DMINT	Sign Lang Club															-
1DMITR	IT Reserve	1,364														1,364
1DMJC1	PI John Cerullo															-
1DMJJ0	PI Jeremiah Johnson	28														28
1DMKJ1	PI Karen Jin	7,641														7,641
1DMKJ2	PI Kristin Johnson	5,221														5,221
1DMKK1	PI Fund Kelly Kilcrease															-
1DMKM1	PI Kyle Maclea	14,976					(315)									14,661
1DMMDC	PI Fund - Michael Decelle	7,698														7,698
1DMMS1	PI Mihaela Sabin	5,756														5,756
1DMNM1	PI Nicholas Mian	720														720
1DMOUT	Outreach Scholarship Grants	683														683
1DMRM1	PI Robert Macieski															-
1DMSPR	PI Sarah Prescott	450														450
1DMSTE	STEM Evaluation	7,077														7,077
1DMSTP	UNHM Strategic Planning (Huron)	3,125														3,125
1DMVET	Veterans Reporting Fees	5,188														5,188
1DMWS0	Start Up Won Suh	6,136														6,136
	TOTAL INTERNALLY DESIGNATED	583,617	29,044	-	-	-	(3,117)	-	-	-			-	-	-	609,544
	AUXILIARY															
1AM005	UNHM Housing	42,282					(42,282)									-
	TOTAL AUXILIARY	42,282	-	-	-	-	(42,282)	-	-	-			-	-	-	-
	RESTRICTED GIFTS & ENDOWMENT INCOME															
1GM002	Friendship Fund	1,139														1,139
1GM006	UNHM Gifts	38,786														38,786
1GM008	Eaton Fdn End For Comms	7,891														7,891
1GM009	UNHM Smyth Inst Award	3,629														3,629
1GM010	Barnes & Noble Scholarship Fund	1,608														1,608
1GM011	UMNM Library Gift Account	10,699														10,699
1GM012	UNHM Library and Technical Fund	100														100
1GM013	UNHM Scholarship Fund	3,746														3,746
1GM015	Eng Tech	18,697														18,697
1GM016	STEM Gift Fund	45,215														45,215
1GM017	Syrian Lebanese Collection	4,479														4,479
1GM018	Sidore Lecture Series	4,930														4,930
1GM020	Sign Lang & Interpreting Gift Fund	10,865														10,865
1GM025	Richard Freed Student Enrichment Fu	5,915														5,915
1GM026	Study Away Scholarship Fund	6,723														6,723
1GM027	EXCELL Program Gift Fund	28,950					(273)									28,677
1GM028	Emerging Technology Center Fund	862														862
1GM029	Engineering Tech. Capstone Project	3,926														3,926
1GM131	Agnes M. Lindsay STEM Fellowship	3,503														3,503
1GM132	HP 1st Generation Term Scholarship	100														100
1GM133	James Diamantis Scolarship Fund	21														21
1GM134	UNH Manchester Student Activities	440					(440)									-
1GM136	Jaye Gibson Duffy Scholarship	1,790														1,790
1GM137	Millyard Scholars at UNH Manchester	28,000														28,000
1GM138	UNHM Food Insecurity Program	6,767					(226)									6,541
1GM139	UNHM ESOL Programs	11,564														11,564
1GM140	Highway Traffic Monitoring-AI Proj.	9,348														9,348
1GM141	DEKA - Millyard Scholards UNHM	85,000														85,000
1GM142	UNHM Books & Supplies Scholarship	10,063														10,063
1GMESP	Engagement STEM Partnerships	16,435														16,435
1GMWIT	Women in Information Technology	6,104														6,104
	TOTAL RESTRICTED GIFTS & ENDOWMENT INCOME	377,295	-	-	-	-	(939)	-	-	-			-	-	-	376,356
	SPONSORED RESEARCH & PROGRAMS															
14B989	Education & Workforce Develope	18,553	13,634					(32,187)								-

UNIVERSITY OF NEW HAMPSHIRE AT MANCHESTER
DETAILED SCHEDULE OF ASSETS, DEFERRED OUTFLOWS, LIABILITIES, AND NET POSITION
BALANCE AT JUNE 30, 2022

Fund	Fund Name	Cash & Investments	Receivables	Prepaid & Other Current Assets	Property, Plant & Equipment	Deferred Inflows & Outflows	Accounts Payable	Deposits & Unearned Revenues	Accrued Employee Benefits	Pension & Post Retirement Medical	Long-term Leases & SBITAs - current portion	Long-term Leases & SBITAs, net of current portion	Refundable Government Advances	Derivative Instruments - Interest Rate Swaps	Long-term Debt Including Life Income	Total Net Position
14NK49	Twitter discussions	2,902						(2,902)								-
14UF04	Understanding the mechnisms of	8,136	(8,136)													-
15CB37	Cost Share Education & Workforce	279														279
	TOTAL SPONSORED RESEARCH & PROGRAMS	29,870	5,498	-	-	-	-	(35,089)	-	-			-	-	-	279
	ENDOWMENT & SIMILAR FUNDS															
1QM001	UNHM Scholarship Fund	20,895														20,895
1QM002	UNHM Quasi Endowment Fund	1,904,976														1,904,976
1TM001	Richard Eaton Foundation	54,770														54,770
1TM002	Harry P. Makris Memorial Scholars	13,699														13,699
1TM003	Mvc Scholarship	1,388														1,388
	TOTAL ENDOWMENT & SIMILAR FUNDS	1,995,728	-	-	-	-	-	-	-	-			-	-	-	1,995,728
	PLANT FUNDS															
1NM001	UNHM Net Invested in Plant				4,040,328											4,040,328
1NM002	UNHM Equipment				1,322,481											1,322,481
1NM003	UNHM Leases and SBITAs				20,037,385		(62,790)				(778,516)	(20,566,593)				(1,370,514)
	TOTAL PLANT FUNDS	-	-	-	25,400,194	-	(62,790)	-	-	-			-	-	-	3,992,295
TOTAL UNIVERSITY OF NEW HAMPSHIRE AT MANCHESTER		**$ (27,769,164)**	**$ 46,490**	**$ 384,033**	**$ 25,400,194**	**$ 39,198**	**$ (213,626)**	**$ (62,989)**	**$ (240,864)**	**$ (1,165,407)**			**$ -**	**$ -**	**$ -**	**$ (24,927,244)**

UNIVERSITY OF NEW HAMPSHIRE SCHOOL OF LAW
DETAILED SCHEDULE OF ASSETS, DEFERRED OUTFLOWS, LIABILITIES, AND NET POSITION
BALANCE AT JUNE 30, 2022

Fund	Fund Name	Cash & Investments	Receivables	Prepaid & Other Current Assets	Property, Plant & Equipment	Deferred Inflows & Outflows	Accounts Payable	Deposits & Unearned Revenues	Accrued Employee Benefits	Pension & Post Retirement Medical	Refundable Government Advances	Derivative Instruments - Interest Rate Swaps	Long-term Debt Including Life Income	Total Net Position
	GENERAL OPERATING & OTHER UNRESTRICTED FUNDS													
1UH000	UNH Law Educational & General	(32,663,430)	(103,298)				(192,188)	(200,400)						(33,159,316)
1ZH001	UNHL Clinic Client Funds (IOLTA)	2,985						(2,986)						(1)
	TOTAL GENERAL OPERATING & OTHER UNRESTRICTED FUNDS	(32,660,445)	(103,298)	-	-	-	(192,188)	(203,386)	-	-	-	-	-	(33,159,317)
	INTERNALLY DESIGNATED													
1DH101	UNHL Clinical Improvements	333					(328)							5
1DH103	UNHL DWS Programing	1,950												1,950
1DH310	UNHL Dean's Discretionary Fund	3,070					(3,070)							-
1DH311	Law Library Improvements	460,000												460,000
1DH410	Student Accommodation	5,000												5,000
1DH430	UNHL - Craig Fellowships	2,583												2,583
1DH450	International Recruitment-Law	6,630												6,630
1DH530	UNHL Merch	4,360												4,360
1DH53A	Law IT Equipment Replacement	588,527												588,527
1DH53B	Law Audio-Video Equip Replacement	175,291												175,291
1DH53C	Law Furniture and Fixtures	246,822												246,822
1DH53D	UNHL R&R Reserves	498,196												498,196
1DH832	UNHL SBA	58,882												58,882
1DHPEI	President's Employee Morale Initiat	25,000												25,000
	TOTAL INTERNALLY DESIGNATED	2,076,644	-	-	-	-	(3,398)	-	-	-	-	-	-	2,073,246
	AUXILIARY													
1AH301	UNHL Auxiliary Rental Operations	234,904					(11,808)	(1,200)						221,896
	TOTAL AUXILIARY	234,904	-	-	-	-	(11,808)	(1,200)	-	-	-	-	-	221,896
	RESTRICTED GIFTS & ENDOWMENT INCOME													
1GH101	Robert J. Dole Veteran Fellowship	14,022												14,022
1GH201	Daniel Webster Scholar Honors Prog	37,963												37,963
1GH202	F. Pierce Ctr for Intel Prop Gifts	178,478												178,478
1GH203	UNHL Library Operating Gift Fund	4,758												4,758
1GH204	Social Justice Institute Gift Fund	1,793												1,793
1GH206	UNH Law - Rudman Summer Fellows	52,380												52,380
1GH207	UNHL Loan Repay Assistance Fund	1,021												1,021
1GH208	UNH Law School Annual Fund	308,566												308,566
1GH209	UNHL Distinguished Alum Schol Fund	2,500												2,500
1GH20B	UNHL Financial Aid Gifts	10,585												10,585
1GH20D	UNHL Admissions Gifts	200					(53)							147
1GH212	Justice and Journalism Fund	14,866												14,866
1GH213	Sports & Entertainment Gift Fund	6,485												6,485
1GH411	UNHL General Schol Payout Fund	30												30
1GH412	Baer Family Patent Schol Payout Fd	36												36
1GH413	Stanley M. Brown Schol Payout Fund	13												13
1GH414	UNHL Fac & Staff Schol Payout Fund	40												40
1GH415	Bruce E. Friedman Schol Payout Fund	27												27
1GH416	Winnie McLaughlin Schol Payout Fund	7												7
1GH418	Robert J. O'Connell Sch Payout Fund	92												92
1GH419	Doris Monroe Rapee Sch Payout Fund	89												89
1GH422	Slutsky Family Schol Payout Fund	20												20
1GH423	Gordon & Nancy Smith Sch Payout Fd	3,594												3,594
1GH424	Douglas Wood Chairman Sch Payout Fd	142												142
1GH442	Elder Law&Patient Rights Fellowship	8,395												8,395
1GH443	Robert M. Viles Fellowshp Payout Fd	1,200												1,200
1GH461	Nedved Commence Award Payout Fund	1,362												1,362
1GH462	Yacos Prize Payout Fund	8,999												8,999
1GH481	Goulder Endowed Chair Payout Fund	2,413												2,413
1GH500	UNHL Operations Quasi Payout Fund	113,335												113,335
1GH511	Rudman Center Payout Fund	96,988												96,988
1GH522	Alison Curelop Series in Ethics	67,687												67,687
1GH523	Andy Brown '06 Scholarship Fund	10,250												10,250
1GH527	UNH Law Alumni Networking Events	7,939					(3,000)							4,939
1GH528	Minhas Alumni Engagement & Developm	61,485												61,485
1GH529	UNHLScholarship-Intern'tl Students	10,000												10,000
1GH531	Class of 2020 Book Fund	1,093												1,093
1GH532	UNHLaw-Student Emergency Assistance	18,260												18,260
1GH533	UNH LAW - Federalist SOCIETY	2,000												2,000
1GH534	Hologic and Merchant & Gould Schol	12,500												12,500
1GH535	UNH Law-Diversity Equity Inclusion	100,370												100,370

UNIVERSITY OF NEW HAMPSHIRE SCHOOL OF LAW
DETAILED SCHEDULE OF ASSETS, DEFERRED OUTFLOWS, LIABILITIES, AND NET POSITION
BALANCE AT JUNE 30, 2022

Fund	Fund Name	Cash & Investments	Receivables	Prepaid & Other Current Assets	Property, Plant & Equipment	Deferred Inflows & Outflows	Accounts Payable	Deposits & Unearned Revenues	Accrued Employee Benefits	Pension & Post Retirement Medical	Refundable Government Advances	Derivative Instruments - Interest Rate Swaps	Long-term Debt Including Life Income	Total Net Position
1GH537	Diversity Equity & Inclusion Schol	36,628												36,628
1GH539	Rudman Scholarship Fund	104												104
1GH541	Health Law and Policy Program Fund	3,532												3,532
1GH544	Hennessey Intl. Scholarship Fund	40,469												40,469
	TOTAL RESTRICTED GIFTS & ENDOWMENT INCOME	1,242,716	-	-	-	-	(3,053)	-	-	-	-	-	-	1,239,663
	SPONSORED RESEARCH & PROGRAMS													
14NE23	Peterson Grant	432,469						(432,469)						-
14NK92	Preliminary Bar Exam Tool-Kit	25,614						(25,614)						-
15P170	Program Income	33,243												33,243
	TOTAL SPONSORED RESEARCH & PROGRAMS	491,326	-	-	-	-	-	(458,083)	-	-	-	-	-	33,243
	LOAN FUNDS													
1LH070	UNHL Loan Repayment Assistance	(22,954)	22,954											-
1LH071	LRAP-Alison Howland Curelop Hayward	23,103												23,103
1LH072	LRAP-Fleisher Family Endowment	987												987
1LH073	LRAP-Phillips Green Defender	3,856												3,856
1LH074	LRAP-Bill Phinney Endowment	45,274												45,274
1LH100	UNHL Insitutional Loan Funds	58,431	2,499											60,930
1LH401	UNHL Perkins Student Loan Fund	590,981	28,681								(419,759)			199,903
	TOTAL LOAN FUNDS	699,678	54,134	-	-	-	-	-	-	-	(419,759)	-	-	334,053
	PLANT FUNDS													
1NH001	UNHL Net Invested in Plant				7,721,377									7,721,377
1NH002	UNHL Equipment				490,167									490,167
	TOTAL PLANT FUNDS	-	-	-	8,211,544	-	-	-	-	-	-	-	-	8,211,544
TOTAL UNIVERSITY OF NEW HAMPSHIRE SCHOOL OF LAW		**$ (27,915,177)**	**(49,164)**	**-**	**8,211,544**	**-**	**(210,447)**	**(662,669)**	**-**	**-**	**(419,759)**	**-**	**-**	**(21,045,672)**

UNIVERSITY OF NEW HAMPSHIRE FOUNDATION
DETAILED SCHEDULE OF ASSETS, DEFERRED OUTFLOWS, LIABILITIES, AND NET POSITION
BALANCE AT JUNE 30, 2022

Fund	Fund Name	Cash & Investments	Receivables	Prepaid & Other Current Assets	Property, Plant & Equipment	Deferred Inflows & Outflows	Accounts Payable	Deposits & Unearned Revenues	Accrued Employee Benefits	Pension & Post Retirement Medical	Refundable Government Advances	Derivative Instruments - Interest Rate Swaps	Long-term Debt Including Life Income	Total Net Position
	INTERNALLY DESIGNATED													
4DG070	UNH Foundation/Fundraising	$ 2,270,354					(437,459)							1,832,895
4DG170	UNHF Internally Designated	46,487												46,487
	TOTAL INTERNALLY DESIGNATED	2,316,841	-	-	-	-	(437,459)	-	-	-	-	-	-	1,879,382
	RESTRICTED GIFTS & ENDOWMENT INCOME													
4GFADJ	UNHF Restricted Gift Adjustments	655,587			295,000		(655,587)							295,000
4GG047	Temple Beth Scholarship	25												25
4GG050	UNHF Gifts Holding	125,727												125,727
4GG120	New Business Building Gift Challeng	25												25
4GG133	Hamilton Smith Renovation Fund													-
4GG134	Soccer & Lacrosse Facility Project	59,729												59,729
4GG135	603 Challenge Match Suspense Fund	7,980												7,980
4GG136	Football Locker Room Project	275												275
4GG137	PAUL College Development Fund	62,876												62,876
4GG138	SKIPlex Project	25,000												25,000
4GG139	UNH ECenter Development Fund	134,542												134,542
4GG142	Northeast Passage Development Fund	116,576												116,576
4GG143	Huddleston Hall Renovation Fund	7,105,437												7,105,437
4GG144	Women's Locker Room Renovation Fund	3,657												3,657
4GGGEN	BUDGET ONLY Other Gift UNHF													-
4GGPLG	UNHF Pledge & Allowance Fund		10,736,349											10,736,349
	TOTAL RESTRICTED GIFTS & ENDOWMENT INCOME	8,297,436	10,736,349	-	295,000	-	(655,587)	-	-	-	-	-	-	18,673,198
	ENDOWMENT & SIMILAR FUNDS													
4MG001	UNHF Life Income Pool						(315,361)						315,361	-
4MG004	Ahti E Autio Pooled Income Fn	9,598												9,598
4MG006	Frank W. Brown	15,274												15,274
4MG009	Barry Cohen	119,747												119,747
4MG014	Kv Dey Unitrust	267,088				(157,675)							(109,413)	-
4MG015	Dickie Family Unitrust	28,381				(22,586)							(5,795)	-
4MG026	Jean V. Korpela	42												42
4MG034	William Machell Annuity													-
4MG035	Donald O'brien	87,742												87,742
4MG038	Roger Putnam Pooled Income Fnd	6,808												6,808
4MG040	Herbert Stebbins	584												584
4MG043	Priscilla R. Turner	18,839												18,839
4MG044	Roger Wood Pooled Income Fund	172												172
4MG045	Zottu Annuity Paul/Sylvia	11,282				(8,126)							(3,156)	-
4MG048	Zottu Annuity Paul, Margaret	11,282				(6,687)							(4,595)	-
4MG049	David Ellis Gift Annuity	16,025				16,927							(32,952)	-
4MG051	Joyce Hiller Annuity Account													-
4MG052	Harry & Marian Bickford Gift Annuit	4,096				(1,668)							(2,428)	-
4MG053	Thomas & Susan Crowther Gift Annuit	7,140				(3,310)							(3,830)	-
4MG059	Norman & Sarah Sutherland PIF	5,164												5,164
4MG066	Theodore Vogel Gift Annuity Fund	28,023				(8,525)							(19,498)	-
4MG067	Joyce Hiller Gift Annuity III													-
4MG068	Dr. William Zimmerman Gift Annuity	9,103				(2,846)							(6,257)	-
4MG070	Howard & Barbara Ross Gift Annuity	6,595				(2,767)							(3,828)	-
4MG073	John O. Everson Gift Annuity Fund	6,713				(2,164)							(4,549)	-
4MG075	John W. Dodge Gift Annuity	15,482				(5,673)							(9,809)	-
4MG080	Peter & Cynthia Baute Gift Annuity	6,918				(1,153)							(5,765)	-
4MG083	Donald McLeod Gift Annuity	59,787				1,722							(61,509)	-
4MG084	Robert Ilgenfritz Gift Annuity	4,924				(488)							(4,436)	-
4MG085	Sarah & Samuel Paul Gift Annuity-I	71,924				(2,382)							(69,542)	-
4MG086	Sarah & Samuel Paul Gift Annuity-II	30,299				(958)							(29,341)	-
4MG087	Sarah & Samuel Paul Annuity-III	54,300				(1,636)							(52,664)	-
4MG088	James&Dorothy Yakovakis Gift Annui	54,108				(7,690)							(46,418)	-
4MG089	Susan Young Gaudiello Gift Annuity	21,142				(78)							(21,064)	-
4MG090	Helen L Bruni Gift Annuity													-
4MG091	Douglas Blampied Gift Annuity	3,470				431							(3,901)	-
4MG095	Richard Aronson Gift Annuity	7,528				(1,674)							(5,854)	-
4MG097	John C DeWitt Pooled Income Fund	5,048												5,048
4MG098	Col Stanley L King Jr Gift Annuity	35,636				(25,461)							(10,175)	-
4MG099	Pauline Calderwood Gift Annuity	132,759				(98,934)							(33,825)	-
4MG100	Margo I Jones Gift Annuity	14,626				(9,914)							(4,712)	-
4MG102	Martha L Taylor Gift Annuity	10,460				(5,703)							(4,757)	-
4MG103	Howard & Beatrice Brown Gift Annuit	33,254				(23,183)							(10,071)	-
4MG104	Susan Y. Gaudiello Gift Annuity	66,800				(21,845)							(44,955)	-
4MG106	David Ellis Gift Annuity II	115,986				(58,087)							(57,899)	-
4MG107	Pauline Calderwood Gift Annuity II	82,721				(44,318)							(38,403)	-
4MG109	Peter Garry Gift Annuity	11,583				(4,811)							(6,772)	-

UNIVERSITY OF NEW HAMPSHIRE FOUNDATION
DETAILED SCHEDULE OF ASSETS, DEFERRED OUTFLOWS, LIABILITIES, AND NET POSITION
BALANCE AT JUNE 30, 2022

Fund	Fund Name	Cash & Investments	Receivables	Prepaid & Other Current Assets	Property, Plant & Equipment	Deferred Inflows & Outflows	Accounts Payable	Deposits & Unearned Revenues	Accrued Employee Benefits	Pension & Post Retirement Medical	Refundable Government Advances	Derivative Instruments - Interest Rate Swaps	Long-term Debt Including Life Income	Total Net Position
4MG111	Jeffrey Diefendorf Gift Annuity	101,909				(96,961)							(4,948)	-
4MG112	John & Leita Everson Gift Annuity	9,101				57,571							(66,672)	-
4MG113	Harry & Elinor Lott Gift Annuity	77,422				(33,530)							(43,892)	-
4MG114	Thomas & Hanna Chace Gift Annuity	49,460				(17,924)							(31,536)	-
4MG115	Jonathan Herndon Gift Annuity	282,744				(92,654)							(190,090)	-
4MG116	Carol Cristensen Gift Annuity	20,198				(7,886)							(12,312)	-
4MG118	Susan Gaudiello Gift Annuity III	47,106				(11,388)							(35,718)	-
4MG119	Timothy Knox Gift Annuity	42,712				(16,930)							(25,782)	-
4MG120	Charles Schwab Gift Annuity	24,488				(10,556)							(13,932)	-
4MG121	Edmund & Kathleen Bergeron Annuity	21,830				(6,522)							(15,308)	-
4MG122	Francis P. Garvan II Gift Annuity	9,866				(3,543)							(6,323)	-
4MG123	Sarah K. Hall Gift Annuity	12,587				(2,974)							(9,613)	-
4MG124	A. Leonard Seeche Gift Annuity													-
4MG125	David & Marion Ellis Gift Annuity 3	92,497				(33,765)							(58,732)	-
4MG126	Frank & Susan Field Gift Annuity	31,292				(3,589)							(27,703)	-
4MG127	Jeffrey & Barbara Diefendorf Annuit	89,423				(19,523)							(69,900)	-
4MG128	Susan Gaudiello Gift Annuity IV	43,947				(8,155)							(35,792)	-
4MG130	David & Jerilyn Brownell Unitrust	112,101				(48,708)							(63,393)	-
4MG131	Kathryn Forbes Gift Annuity	169,150				(35,945)							(133,205)	-
4MG132	Carol Christensen Gift Annuity II	40,384				(13,473)							(26,911)	-
4MG133	Frank & Susan Field Gift Annuity II	32,047				(6,457)							(25,590)	-
4MG134	Edmund-Kathleen Bergeron Annuity 2	19,820				(5,027)							(14,793)	-
4MG135	Joe J. Paterno Unitrust	913,992				(435,253)							(478,739)	-
4MG136	James Van Fleet Gift Annuity	24,410				4,501							(28,911)	-
4MG137	Frank & Susan Field Annuity III	29,461				(5,569)							(23,892)	-
4MG138	John & Joan Rice Gift Annuity	9,210				(178)							(9,032)	-
4MG139	Susan Gaudiello Gift Annuity V	27,334				(7,987)							(19,347)	-
4MG141	George Wilson Gift Annuity	274,665				(51,894)							(222,771)	-
4MG142	Lundolm & Forkey CRUT	1,075,688				(229,245)							(846,443)	-
4QA001	UNH Parents Assoc Quasi Endow	91,642												91,642
4QA002	UNH Parents Assn UROP	74,964												74,964
4QA004	Hamel Scholars & Scholarships Prgrm	23,493,226												23,493,226
4QA005	Aulbani J. Beauregard Memorial Fund	55,322												55,322
4QA006	Centennial Fund	22,926												22,926
4QC001	The William L. Dunfey Endow	621,220												621,220
4QC002	John Hatch Fellowship Fund	22,276												22,276
4QC003	Jeanne Brandon Fund for Music	173,675												173,675
4QD001	Pedro de Alba Quasi Endowment Fund	51,678												51,678
4QE002	Paul Fund for Innovation	4,837,134												4,837,134
4QF001	Forts Up Syndrome Leadership	304,415												304,415
4QG002	J. S. Elliott Alumni Center	179,038												179,038
4QG003	Helen Thompson Heath Endowment	89,310												89,310
4QG004	Parent Assn Student Enrichment	1,392,191												1,392,191
4QG005	Honors Program	125,978												125,978
4QG006	UNH Foundation Unrestricted Quasi	513,225												513,225
4QG007	John H. Parsons Fund	129,124												129,124
4QG012	Genevieve Clark-Internat'l Studies	639,921												639,921
4QG013	UNH Alumni Association Programs	112,222												112,222
4QS001	Friends of UNH Hockey Endowmnt	260,504												260,504
4QU001	Muriel Weissman Scholarship Quasi	614,216												614,216
4QU002	Unr Bequest-Class of 1944 Scholarsh	43,599												43,599
4QU003	Edward J. Flynn Scholarship Fund	88,166												88,166
4QU004	Henry & Estelle Hunt Scholarship	57,713												57,713
4QU005	UNH Women's Scholarships	4,344,130												4,344,130
4QZ001	Milton Bloomfield Fund	56,043												56,043
4QZ002	Rutman Shoals Marine Lab Scholars	4,747												4,747
4TA001	Baker Fund for Graduate Fellowships	116,565												116,565
4TA002	Brownell Family Scholarship	272,718												272,718
4TA003	George Bergeron Scholarship	639,926												639,926
4TA004	Class of 1948 50th Endowment	196,662												196,662
4TA005	Class of 1960 Scholarship Fund	176,344												176,344
4TA006	Paul Caswell & Family Fund	312,918												312,918
4TA007	Class of 1950 Endowed Scholars	673,509												673,509
4TA008	Class of 1957 Cie Endowment	63,038												63,038
4TA009	Burns, Kathy H Scholarship Fnd	792,407												792,407
4TA010	University Community Scholars	138,485												138,485
4TA011	Class of 49 Reunion Endowment	317,555												317,555
4TA012	Gerald & Jane Ellsworth Fund	179,699												179,699
4TA013	Kyle Frey Endowed Scholarship	124,314												124,314
4TA014	Norman Gagnon Scholarship Fund	63,560												63,560
4TA015	Husch International Scholarshp	190,652												190,652
4TA016	Honors Program	611,669												611,669

UNIVERSITY OF NEW HAMPSHIRE FOUNDATION
DETAILED SCHEDULE OF ASSETS, DEFERRED OUTFLOWS, LIABILITIES, AND NET POSITION
BALANCE AT JUNE 30, 2022

Fund	Fund Name	Cash & Investments	Receivables	Prepaid & Other Current Assets	Property, Plant & Equipment	Deferred Inflows & Outflows	Accounts Payable	Deposits & Unearned Revenues	Accrued Employee Benefits	Pension & Post Retirement Medical	Refundable Government Advances	Derivative Instruments - Interest Rate Swaps	Long-term Debt Including Life Income	Total Net Position
4TA017	Chair in Humanities	1,820,193												1,820,193
4TA018	Austin/Winona Hubbard Scholar	4,226,863												4,226,863
4TA019	Hutchins Family Fund Endowment	45,767												45,767
4TA020	Beverly Hoover Schlrship Fund	126,666												126,666
4TA021	Elizabeth Lunt Knowles Fund	222,814												222,814
4TA022	Marvin A Levins 54 Schlrshp	105,253												105,253
4TA023	Ingeborg Lock Endowed Scholars	154,411												154,411
4TA024	Robert & Bertha Laplante Schol	45,445												45,445
4TA025	Edmund G. Miller Endowed Fund	55,101												55,101
4TA026	Ruth Taber Morrell Scholarship	376,592												376,592
4TA027	Edmund Miller Scholarship Fund	136,197												136,197
4TA028	Samuels Fund for Diversity	37,483												37,483
4TA029	Next Horizon Scholarship Fund	165,211												165,211
4TA030	Next Horizon Faculty Support	65,882												65,882
4TA031	Next Horizon Learning Tools	56,383												56,383
4TA032	Next Horizon Academic Programs	72,464												72,464
4TA033	Dorothy P Oneil Endowed Fund	46,504												46,504
4TA034	Peterson Carsey Endow Scholar	157,165												157,165
4TA035	Ralph & Aline Parker Endowment	21,808												21,808
4TA036	Rogers Family Undergr Resrch	302,158												302,158
4TA037	1929 Lewis Stark Scholarship	26,818												26,818
4TA038	The Temple Beth Israel Scholar	115,773												115,773
4TA039	Tyco Fellowship/Ocean Mapping	1,261,011												1,261,011
4TA040	Tyco Scholars Fund	2,726,929												2,726,929
4TA041	Ruth Woodruff Scholarship Fund	49,297												49,297
4TA042	Donald James Wilcox Fund	48,941												48,941
4TA043	Yale-Maria Endowed Fund	40,951												40,951
4TA044	Endow for Internatl Studies	129,467												129,467
4TA045	Beaupre Entrepreneurial Schol	193,447												193,447
4TA046	Michael Berry Scholarship Fund	96,016												96,016
4TA047	Glenice Dearborn Scholarship F	918,808												918,808
4TA048	Gullotti Mba Scholarship Fund	95,123												95,123
4TA049	Karen Harrower Earth Sci. Research	55,165												55,165
4TA051	Robert & Linda Spear Schlrship	111,612												111,612
4TA052	William Sanderson Jr Scholrshp	33,793												33,793
4TA053	Tracy Family Scholarship Fund	35,168												35,168
4TA054	Joseph Zock Liberal Arts Schol	111,229												111,229
4TA055	David Long Memorial Scholarshp	135,908												135,908
4TA056	1952 Internat'l Research Fund	216,317												216,317
4TA057	Galanes Endowed Scholarship	99,784												99,784
4TA060	Nassikas Schol. in Mem. of Christn	138,481												138,481
4TA061	Terragni Family Scholarship Fund	71,246												71,246
4TA062	Carsey Instit/Families&Communities	8,457,707												8,457,707
4TA063	Rand Undergraduate Research Fund	57,480												57,480
4TA064	David and Marion Ellis Fund	33,054												33,054
4TA065	Robert G. LeBlanc Memorial Fund	50,048												50,048
4TA066	Leitzel Center for Math, Sci & Eng.	2,688,015												2,688,015
4TA067	Hanson Endowed Scholarship Fund	2,422,808												2,422,808
4TA069	Heath 'Grumblenot' Scholarship Fund	37,904												37,904
4TA070	Hills Memorial Science Scholarship	549,497												549,497
4TA071	Jackson Endowed Scholarship Fund	231,695												231,695
4TA072	Beyersdorf Fund for Internat'l Rsrc	128,346												128,346
4TA073	Classes of 84,85,86 Leadership Sch	148,872												148,872
4TA074	Ann W Hart Schol-Internat'l Study	39,179												39,179
4TA075	Danielle M Thompson Memorial Fund	33,878												33,878
4TA076	Atkinson-Woodbury Family Scholarshi	66,160												66,160
4TA077	Shulman Prof - European & Holocaust	117,902												117,902
4TA078	Class of 1959 Fund for Excellence	298,773												298,773
4TA079	Holly Peterson Breeden '73 Scholars	32,972												32,972
4TA082	Woodward Internship Opportunity	32,922												32,922
4TA083	Gerald & Dorothy Smith ROTC Schol	64,483												64,483
4TA084	Patricia M Flowers '45 Scholarship	452,908												452,908
4TA085	Fish '58 Student Opportunities Scho	60,628												60,628
4TA086	Cole Neurosci -Behavior Fac. Resrch	473,095												473,095
4TA087	Class of 1962 Student Enrichment	141,853												141,853
4TA088	The Thomas W. Haas Professorship	1,395,326												1,395,326
4TA089	Bill & Becky McGee Scholarship	270,062												270,062
4TA090	Kevin Knarr '91 Scholarship Fund	51,482												51,482
4TA091	George Walker Jaffurs Scholarship	75,836												75,836
4TA092	The Laurhammer Family Scholarship	588,805												588,805
4TA093	Carsey School for Public Policy	4,928,565												4,928,565
4TA095	Edward & Heather Dane Scholarship	124,747												124,747

UNIVERSITY OF NEW HAMPSHIRE FOUNDATION
DETAILED SCHEDULE OF ASSETS, DEFERRED OUTFLOWS, LIABILITIES, AND NET POSITION
BALANCE AT JUNE 30, 2022

Fund	Fund Name	Cash & Investments	Receivables	Prepaid & Other Current Assets	Property, Plant & Equipment	Deferred Inflows & Outflows	Accounts Payable	Deposits & Unearned Revenues	Accrued Employee Benefits	Pension & Post Retirement Medical	Refundable Government Advances	Derivative Instruments - Interest Rate Swaps	Long-term Debt Including Life Income	Total Net Position
4TA096	Brig Gen Bouchard '77 Scholarship	194,092												194,092
4TA097	The Mel Rines '47 Fellowship Fund	105,400												105,400
4TA099	Class of 1966 Scholarship Fund	85,148												85,148
4TA100	Wiatrowski-Madsen-Internat'l Serv.	47,291												47,291
4TA101	Class of 1967 Internship Fund	77,747												77,747
4TA102	Nordblom Family Fund	100,044												100,044
4TA103	Maj. Murray Smith '55 USAF Schlrshp	48,692												48,692
4TA104	Victor Benassi Fund	48,807												48,807
4TA105	Balomenos Fund-Undergrad. Research	91,559												91,559
4TA107	Nathan Thatcher Ulrich Scholarship	376,137												376,137
4TA109	Student Emergency Assistance Endo	100,177												100,177
4TA110	Colonel & General Legere Scholarshp	136,971												136,971
4TA111	Colonel John Haseltine Scholarship	44,704												44,704
4TA112	Norman International Research Fund	44,340												44,340
4TA113	1st Lt. Scott F. Milley Scholarship	132,056												132,056
4TA114	Harry J. Richards Scholarship Fund	42,662												42,662
4TB001	Clark-Donnelley Endowment Fund	49,514												49,514
4TB002	Callahan Family Scholarship	99,397												99,397
4TB003	Foster Class '44 Scholarship	149,944												149,944
4TB004	Frizzell Scholarship, Tj & Mm	131,239												131,239
4TB005	Grange-Webster Scholarship	110,306												110,306
4TB006	J. Raymond Hepler Endowed Fund	242,559												242,559
4TB007	Sustainable Living Fund	16,644,398												16,644,398
4TB008	Hubbard Bros Chair in Biology	5,921,099												5,921,099
4TB009	Oliver Hubbard Biology Endow	3,121,773												3,121,773
4TB010	Edward F. Landry Memorial	17,082												17,082
4TB011	Herbert C. "dinty" Moore Fund	30,920												30,920
4TB012	Avery & Erma Rich Memorial Scholshp	55,632												55,632
4TB013	Lou & Lutza Smith Endowed Fund	574,587												574,587
4TB014	Herbert Soule Scholarship Fund	25,863												25,863
4TB015	Jack and Pat Weeks Fund	347,881												347,881
4TB017	Zsigray Academic Enrichment	167,475												167,475
4TB018	Keener Family Scholarship	35,805												35,805
4TB019	Fair Winds Farm Equine Schol	51,651												51,651
4TB020	Paine Fund for Freshwater Research	134,207												134,207
4TB021	College Woods Scholarship Fund	55,265												55,265
4TB022	Marietta & Jane Carr Endowed Fund	156,735												156,735
4TB023	Edith & Allen Neff Forestry Schlrsh	36,736												36,736
4TB024	Dickie Family Endowed Scholarship	865,403												865,403
4TB025	Thompson Forestry Scholarship	35,455												35,455
4TB026	Carberry '82 fund for Biological Sc	83,447												83,447
4TB027	George Frick Fellow for Resource Ec	73,547												73,547
4TB028	Charles E. Warren Memorial Fund	32,702												32,702
4TB029	Perkins '26 Memorial Livestock Educ	37,517												37,517
4TB030	Huntington Family Scholarship Fund	329,055												329,055
4TB031	Lawrence K Smith Natural Res Schol	30,631												30,631
4TB032	Gladys Brooks Scholarship Fund	278,381												278,381
4TB033	Shirley & Bob Lake Endowed Schol.	61,717												61,717
4TB034	Charles F. Marble Scholarship Fund	1,289,257												1,289,257
4TB035	The Bean Endowed Fund	55,424												55,424
4TB036	Anna Catherine Clark Schol - TSAS	26,205												26,205
4TB037	Fred Schmidt '52 Scholarship Fund	98,257												98,257
4TB039	Nobel K. Peterson Scholarship Fund	290,421												290,421
4TB040	St. Martin '82 Career Exploration	554,033												554,033
4TB041	NE Farm & Garden Scholarship	118,136												118,136
4TB042	John E Bachelder Family Scholarship	336,117												336,117
4TB043	Stewart Family Scholarship - COLSA	52,693												52,693
4TB045	Lewis Schol- Sustainability Studies	161,438												161,438
4TB047	Merrill 74 UNH Woodlands Stewardshp	56,168												56,168
4TB048	Andrea Bowen Fellowship in Forestry	1,525												1,525
4TB148	Richard & Eliza Stark Scholarship	459,185												459,185
4TB149	Teaching & Research Scholars Award	71,134												71,134
4TB150	Robert Richards '75 Scholarship	46,100												46,100
4TB151	Glenn Coppelman '76G Graduate Scho	52,421												52,421
4TB152	Christina Carr PhD Grad. Fellowshp	88,037												88,037
4TB157	Nanda Award for Innovation	206,435												206,435
4TB158	Ruth and Fred G. VanGorder Family F	55,000												55,000
4TC001	Edmund Miller Art Collection	370,058												370,058
4TC002	COLSA New Idea Endowment	6,480												6,480
4TC003	Jessie Potter Beck Fund	83,834												83,834
4TC005	Class of 58 Endowed Music Fnd	94,993												94,993
4TC006	John C Rouman Classical Lectur	271,832												271,832

UNIVERSITY OF NEW HAMPSHIRE FOUNDATION
DETAILED SCHEDULE OF ASSETS, DEFERRED OUTFLOWS, LIABILITIES, AND NET POSITION
BALANCE AT JUNE 30, 2022

Fund	Fund Name	Cash & Investments	Receivables	Prepaid & Other Current Assets	Property, Plant & Equipment	Deferred Inflows & Outflows	Accounts Payable	Deposits & Unearned Revenues	Accrued Employee Benefits	Pension & Post Retirement Medical	Refundable Government Advances	Derivative Instruments - Interest Rate Swaps	Long-term Debt Including Life Income	Total Net Position
4TC007	Miriam Carlson Memorial Fund	12,460												12,460
4TC008	Dey Family Fund	191,244												191,244
4TC009	Zelma Dorson Endow Fund	739,908												739,908
4TC010	Tommy Gallant Scholarship Fund	138,183												138,183
4TC011	Ole E. Haaland Endowment Fund	19,825												19,825
4TC012	John T Holden Memorial Fund	107,035												107,035
4TC013	Coe-Hall Deans Scholarship	65,433												65,433
4TC014	Roland and Charlotte Kimball	58,164												58,164
4TC015	Leland Fund for Performing Art	76,809												76,809
4TC016	Lubow Memorial Scholarship	13,962												13,962
4TC017	Edmund G. Miller Fund Dept Eng	244,567												244,567
4TC018	Arthur J Mirable Scholarship	34,671												34,671
4TC019	Peterson Carsey Theater Endow	202,277												202,277
4TC020	Timothy Rogers Scholarship	119,000												119,000
4TC021	John Rouman Scholarship Fund	45,360												45,360
4TC022	Raitt-Wilson Music Scholarship	99,329												99,329
4TC023	Terry-Seiler-Verrette Fund	1,737,495												1,737,495
4TC024	Mary H Blum End Lecture Series	57,704												57,704
4TC025	Cleveland Howard Choral Music	29,284												29,284
4TC026	Killam Humanities Scholarship	74,826												74,826
4TC027	Rines Art Exhibition Fund	65,690												65,690
4TC028	Endowed Fund for Holocaust Educatio	271,733												271,733
4TC029	Endowed Fund for Holocaust	36,440												36,440
4TC030	Center for New England Culture Endo	49,873												49,873
4TC031	Michael Kelly Journalism Scholarshi	48,635												48,635
4TC032	Gilbert B Davenport Theatre Schol	35,051												35,051
4TC033	Donald Murray Visiting Journalist P	88,357												88,357
4TC034	Sargent Endowed History Scholarship	94,063												94,063
4TC035	Michael DePorte Eng Dept Book Fund	30,986												30,986
4TC036	Michael DePorte Memorial Schol	31,627												31,627
4TC037	Dawkins Prize in Creative Writing	41,763												41,763
4TC038	Hoffenberg End. Fund - Liberal Arts	124,542												124,542
4TC039	Rebecca Jane Lang '04 Memorial Fund	43,538												43,538
4TC040	John C. Edwards Theatre Scholarship	74,162												74,162
4TC041	Patricia F. Woodbury Memorial Fund	30,832												30,832
4TC042	William & Laura Hooper Endowed Fund	77,374												77,374
4TC043	Steelman History Fellowship Fund	138,572												138,572
4TC045	Natalie S Jacobson Journalism Schol	38,155												38,155
4TC046	Dr Samuel Hughes '68 Scholarship	433,781												433,781
4TC047	Carney Resrch-Literacy & Childr Lit	92,254												92,254
4TC049	Frederick Hyde Hibberd '88 Scholrsh	138,817												138,817
4TC050	Capt Benjamin Keating Memorial Fnd	43,356												43,356
4TC051	Music Initiatives Fund	34,819												34,819
4TC052	Daniel Heartz '50 Endowed Fund	77,220												77,220
4TC053	Mary Petrella '57 Schol-English Lit	62,478												62,478
4TC054	Ursula Daley '93 Women's Studies Sc	48,504												48,504
4TC055	Don Murray Memorial Scholarship	46,257												46,257
4TC056	Richard & Miriam Cook Family Schol.	63,372												63,372
4TC059	Balderacchi Study of Art in Italy	118,736												118,736
4TC061	Peters Professorship in Education	821,669												821,669
4TC062	McLean Fund - Journalism Excellence	224,838												224,838
4TC064	RGSCP Fund	5,948,225												5,948,225
4TC069	Daniel Valenza Art Scholarship Fund	53,467												53,467
4TC070	Koch Family Schol. - Humanities	130,084												130,084
4TC072	Davis '64 Fund for Science History	55,838												55,838
4TC073	Patricia G. Power MFA in Writing	198,248												198,248
4TC074	Nguyen '63 History Fellowship Fund	81,963												81,963
4TC075	Barbara Anne White Scholarship	79,380												79,380
4TC079	Chesley Family Fund	116,995												116,995
4TC081	Arlene Kies Enrichment for Piano	94,973												94,973
4TC082	Jack and Louise Harris Fund	56,014												56,014
4TC083	B. Thomas Trout Scholars	52,580												52,580
4TC085	Newkirk Family Fund	59,286												59,286
4TC086	McCabe Family Scholarship	253,922												253,922
4TC087	Duane & Joan Whittier Music Fund	4,786,457												4,786,457
4TC089	Rutman Distinguished Lecture Series	464,338												464,338
4TC091	Perkins Family Memorial Scholarship	211,134												211,134
4TC092	Tappe Fund - Experiential Education	50,662												50,662
4TC093	Carl Dawson Graduate Essay Prize	77,163												77,163
4TC094	Peter S. Fernald Scholarship	101,383												101,383
4TC099	Rousseau Scholarship for Education	173,070												173,070
4TC101	Norman Study Abroad Fund-COLA	44,340												44,340

UNIVERSITY OF NEW HAMPSHIRE FOUNDATION
DETAILED SCHEDULE OF ASSETS, DEFERRED OUTFLOWS, LIABILITIES, AND NET POSITION
BALANCE AT JUNE 30, 2022

Fund	Fund Name	Cash & Investments	Receivables	Prepaid & Other Current Assets	Property, Plant & Equipment	Deferred Inflows & Outflows	Accounts Payable	Deposits & Unearned Revenues	Accrued Employee Benefits	Pension & Post Retirement Medical	Refundable Government Advances	Derivative Instruments - Interest Rate Swaps	Long-term Debt Including Life Income	Total Net Position
4TC102	Tahboub (Lucca) '00 Memorial Schol	55,899												55,899
4TC103	Teta E. Moehs Graduate History Fund	26,760												26,760
4TC106	Clark Dissertation Fellowship	169,401												169,401
4TD002	Clarence & Helen Grant Schol	165,120												165,120
4TD003	Robert E. Houston Jr. Fund	44,093												44,093
4TD004	George Taft Memorial Fund	33,291												33,291
4TD005	Alexander & Allison Amell Mem	72,802												72,802
4TD006	Michael + Bea Dalton Scholar	161,288												161,288
4TD007	Dr A.f. Daggett Endowed Fund	115,385												115,385
4TD008	George F. & Lina C. Fisher	1,118,085												1,118,085
4TD009	Getchell, Edward + Alice Schol	20,407												20,407
4TD010	Fred Gertrude Howell Student	175,434												175,434
4TD011	Dr. Gloria & Dr. Robert Lyle	362,698												362,698
4TD012	James Leitzel Scholarship Fund	35,675												35,675
4TD013	Ming/Chen Student Support	65,213												65,213
4TD014	National Prime Users End Schol	37,400												37,400
4TD015	John Smith 50 Scholarship Fund	616,867												616,867
4TD016	Woodward Endowment (CEPS)	344,253												344,253
4TD017	Zocchi, John Endowment	236,166												236,166
4TD018	Richard St Onge Mem Schol Fund	136,207												136,207
4TD019	Levine/Benson Technology Schol	170,314												170,314
4TD020	Morrison Chemistry Dissertation End	49,086												49,086
4TD021	Endowed Fund for Mech Engineering	85,957												85,957
4TD022	Craig West Undergraduate Prof. Dev.	48,381												48,381
4TD023	Ogden & Katherine Martyn Endwomnt	44,994												44,994
4TD024	Weston - SAME Endowed Scholarship	30,583												30,583
4TD025	Norman Grover '35 End. Scholarship	92,928												92,928
4TD026	Whelen Engineering Co. Scholarship	2,895,551												2,895,551
4TD027	Theodore E Meinelt Sr Scholarship	125,767												125,767
4TD028	Phillips Family Fund for Engineerin	149,669												149,669
4TD029	Philip L Hall Endowed Fund	37,684												37,684
4TD030	Chemistry Undergrad Research Fellow	85,608												85,608
4TD031	LaMattina Family Graduate Lecturesh	76,528												76,528
4TD032	Hamel Construction Group Scholarshi	389,769												389,769
4TD034	Michael S. Blanchette	17,042												17,042
4TD035	Karen Von Damm Memorial Scholarship	133,947												133,947
4TD036	CEPS Student Project Fund	93,821												93,821
4TD037	M Evans Munroe Lecture Endow/Math	34,617												34,617
4TD038	Dorothy Kittredge Memorial Fund	26,915												26,915
4TD039	James D Morrison Early Career Award	751,189												751,189
4TD040	Mary Papastavros '60 Chem Fund	32,972												32,972
4TD041	Cole '76 & Bemis '79 '89 Scholarshp	223,722												223,722
4TD042	Gregory Jansen '81 Field Studies Fn	47,925												47,925
4TD043	K.Von Damm Student Research Oppor.	126,910												126,910
4TD044	Charles M:son Gewertz Scholarship	320,704												320,704
4TD045	Karen Von Damm Faculty Excellence	116,146												116,146
4TD046	Dr. George Wildman '57 Scholarship	242,956												242,956
4TD047	Peter & Paula Vosotas Family Schol	208,596												208,596
4TD048	Prof. James M.E. Harper Fellowship	295,761												295,761
4TD049	Joe & Nancy Paterno Endowed Schol.	184,689												184,689
4TD050	J Smith '50 CEPS Student Project Fu	293,366												293,366
4TD051	Lambert Chemistry Fellowship Fund	108,097												108,097
4TD052	Dinesh Thakur Schol-Bioengineering	104,821												104,821
4TD053	Christopher Kelley Memorial Schol.	56,232												56,232
4TD054	Diamond Casting & Machine Scholsh	348,203												348,203
4TD055	Anderson '56 Chemical Eng. Schol.	53,479												53,479
4TD057	Pushpa Desai Patel Memorial Fund	59,046												59,046
4TD058	Lambert-Edwards Chemistry Fellowshp	123,938												123,938
4TD059	Geokon Civil Engineering Scholarshp	53,863												53,863
4TD060	Dane '77 Scholarship Fund													-
4TD061	Skliutas Family Endowment	156,055												156,055
4TD062	Prof. N. Chasteen Graduate Fellows	149,661												149,661
4TD063	Gary R. Weisman Scholarship	56,295												56,295
4TD064	Hubbell Foundation Engineering Scho	271,339												271,339
4TD066	Twaddle Meritorious Scholarship	344,463												344,463
4TD067	Kingsbury Sisters Scholarship	72,652												72,652
4TD068	Rudi Seitz Scholarship	58,849												58,849
4TD069	Bothner Earth Sciences Field Trips	89,964												89,964
4TD070	Lange & Rainville Math Scholarship	51,762												51,762
4TD073	Lamattina Organic Chemistry Fellow	130,339												130,339
4TD074	Norbert Valverde 98 PhD Scholarship	45,467												45,467
4TD075	Newton Civil & Environ Eng Schol	17,963												17,963

UNIVERSITY OF NEW HAMPSHIRE FOUNDATION
DETAILED SCHEDULE OF ASSETS, DEFERRED OUTFLOWS, LIABILITIES, AND NET POSITION
BALANCE AT JUNE 30, 2022

Fund	Fund Name	Cash & Investments	Receivables	Prepaid & Other Current Assets	Property, Plant & Equipment	Deferred Inflows & Outflows	Accounts Payable	Deposits & Unearned Revenues	Accrued Employee Benefits	Pension & Post Retirement Medical	Refundable Government Advances	Derivative Instruments - Interest Rate Swaps	Long-term Debt Including Life Income	Total Net Position
4TD076	Davis Scholarship Fund	44,560												44,560
4TD077	Robert R. Bussiere 59 Scholarship	43,967												43,967
4TD080	Kinner Environmental Engineering Fd	14,618												14,618
4TE001	Hamel Center for Undergraduate Rese	9,426,887												9,426,887
4TE002	Reginald Atkins Chair	3,022,330												3,022,330
4TE003	Mckerley Chair Health Economic	1,984,832												1,984,832
4TE004	Mel Rines Student Angel Investment	191,004												191,004
4TE005	Gardner Wales Scholarship Fund	12,422												12,422
4TE006	Nelson Fund for Business Innovation	101,706												101,706
4TE007	Jeffrey Castro Memorial	13,090												13,090
4TE008	Mary Gillespie Graduate Scholarship	65,050												65,050
4TE009	UNH Hospitality Mgmnt Student Dev	141,529												141,529
4TE010	Dwayne Wrightsman Prof. / Finance	323,219												323,219
4TE011	UNH Hospitality Mgmnt Faculty Dev.	97,761												97,761
4TE012	UNH Hosp Mgmt Int Stud Diversity	108,936												108,936
4TE013	UNH Hospitality InitiativesFund	101,978												101,978
4TE014	Albin Entrepreneurship Fund	947,670												947,670
4TE015	Jude Blake '77 Schol-Business Admin	85,770												85,770
4TE016	Nassikas Fund for Hospitality Educ	29,812												29,812
4TE017	Rhoda Hogan Endowed Scholarship Fun	259,856												259,856
4TE018	J Bonnie Newman Endowed Scholarship	45,393												45,393
4TE019	Lai Family Foundation Scholarship	49,024												49,024
4TE020	Joseph '79 & Marcia H Carter Schol	31,210												31,210
4TE021	Scott Dionne Grad Fellowship/Acctng	38,922												38,922
4TE022	Carlton L. Reed Scholarship Fund	49,519												49,519
4TE023	James E. Freeman Scholarship Fund	49,519												49,519
4TE024	Todd Huntington Crockett Scholarshp	131,714												131,714
4TE025	J. Durocher Hosp. Mgmnt Scholarship	76,525												76,525
4TE027	Lynne & Michael Dougherty Scholrshp	115,323												115,323
4TE028	Daniel A. Raizes Scholarship Fund	72,336												72,336
4TE030	Goodwin Family Scholarship Fund	60,728												60,728
4TE031	Paul & Marianne Houghton Scholarshp	108,991												108,991
4TE032	PAUL-Bernard Runser '63 Scholarship	181,919												181,919
4TE033	Stewart Family Scholarship-PaulColl	52,693												52,693
4TE034	Elizabeth Bogan Economics Prize	100,921												100,921
4TE035	Sorensen Social Innovation Interns	53,254												53,254
4TE036	Goodridge Kopp Schol for Excellence	60,662												60,662
4TE037	Emily Knarr Graduate Accounting Sch	136,681												136,681
4TE038	Knarr Scholarship for Excellence	118,362												118,362
4TE039	Hurley Endowment for Women Leaders	29,228												29,228
4TE040	Bernard Grochmal Jr '64 Scholarship	3,140,736												3,140,736
4TE041	John '82 & K Turner Internships	67,727												67,727
4TE043	Bill Wetzel Scholarship Fund	22,092												22,092
4TE044	Tom and Tanya Hayes Scholarship	97,935												97,935
4TE046	Shiva and Elizabeth Nanda Fund	215,413												215,413
4TE047	Deborah Merrill-Sands Scholarship	187,199												187,199
4TE048	McIntosh Family Scholarship Fund	100,000												100,000
4TF001	Marianna R. and John A. Grimes	189,739												189,739
4TF002	Dakin Family Scholarship Fund	17,468												17,468
4TF003	Norman Goroff Social Work Fund	95,923												95,923
4TF004	England Endowed Fund	425,852												425,852
4TF005	Steelman Public Svc Program	161,276												161,276
4TF006	Evelyn N Jardine Endowed Schol	38,747												38,747
4TF008	Pamela Low Scholarship Fund	157,955												157,955
4TF009	Occupational Therapy Endowment	24,305												24,305
4TF010	Dean Roger A Ritvo Award Fund	21,437												21,437
4TF011	Sackett Professorship	152,212												152,212
4TF012	Nathan J Loomis Endowed Fund	3,269												3,269
4TF013	Kendall Endowed Fund	59,233												59,233
4TF015	Keough Northeast Passage Fund	60,603												60,603
4TF016	Maureen Neistadt Scholarship Fund	80,429												80,429
4TF017	Pauline Soukaris Memorial Scholarsh	46,104												46,104
4TF018	Stephany Marchut Lavallee Nursing S	95,703												95,703
4TF019	Brooks-Lord Nursing Scholarship Fun	82,496												82,496
4TF020	Claire & Henry Grady Schol-Diversit	56,201												56,201
4TF021	Ann Manchester Kelley Schol-Nursing	65,703												65,703
4TF022	Chace '11 Fund for Athlete Develpmt	87,411												87,411
4TF023	John Smith '50 Northeast Passage Fn	371,415												371,415
4TF024	Talbot 54 Occupational Therapy Fund	667,941												667,941
4TF025	Anna Catherine Clark Schol - CHHS	26,205												26,205
4TF026	Dinesh Thakur Schl-Health Analytics	104,821												104,821
4TF028	Sharon B. Murphy Scholarship	52,901												52,901

UNIVERSITY OF NEW HAMPSHIRE FOUNDATION
DETAILED SCHEDULE OF ASSETS, DEFERRED OUTFLOWS, LIABILITIES, AND NET POSITION
BALANCE AT JUNE 30, 2022

Fund	Fund Name	Cash & Investments	Receivables	Prepaid & Other Current Assets	Property, Plant & Equipment	Deferred Inflows & Outflows	Accounts Payable	Deposits & Unearned Revenues	Accrued Employee Benefits	Pension & Post Retirement Medical	Refundable Government Advances	Derivative Instruments - Interest Rate Swaps	Long-term Debt Including Life Income	Total Net Position
4TF029	Robert A. Aurilio Scholarship Fund	529,215												529,215
4TF030	Ned Helms Scholarship Fund	57,768												57,768
4TF031	Beth Stewart Memorial Fund	90,999												90,999
4TF032	Gravink Family Fund	56,286												56,286
4TF033	Huntington Nursing Scholarship	111,893												111,893
4TF035	Neil Vroman Student Engagement Awrd	79,320												79,320
4TF037	DR. L. R. Bergeron '73 Scholarship	96,781												96,781
4TF038	Dr David & Kendra Pratt Scholarship	18,401												18,401
4TF039	Dallaire O.T. Scholarship	50,613												50,613
4TF040	Rousseau Scholarship for OT	173,070												173,070
4TF042	Stebbins Scholarship Fund	82,350												82,350
4TF043	Sharyn Zunz Internship Fund	25,000												25,000
4TG001	Dr Alexander Teaching Exc Fund	793,585												793,585
4TG003	UNH Tolerance Program Fund	285,700												285,700
4TG006	Dr. Robert A. & Ann P. Chase	144,469												144,469
4TG007	Class of 1953 Endowed Scholarship	365,483												365,483
4TG008	Charles and Nancy Clough Fund	41,134												41,134
4TG011	Phelan Family Fund	37,269												37,269
4TG013	Paul International Research Fund	59,017												59,017
4TG017	Foundation Endowment Fund	169,321												169,321
4TG018	Herman & Lily Kurtz Endowed	176,684												176,684
4TG019	Robert Warren Perkins Fund	276,188												276,188
4TG020	Noonan International Research Fund	684,528												684,528
4TG021	Edward & Diane Federman End Fund	1,395,315												1,395,315
4TG022	Jean A. Woodworth Fund	337,332												337,332
4TG023	William Spaulding Endowed Fund	124,497												124,497
4TG024	Winch Endowed Fund-Alumni Assoc	56,812												56,812
4TG025	Yakovakis Family Fund	93,479												93,479
4TG026	David Ellsworth Davis NH Scholarshp	59,663												59,663
4TG027	RGSCP Fund for St. Anselm College	2,563,125												2,563,125
4TG030	Wanda Mitchell Diversity Initiative	1,049												1,049
4TG032	Newton Strategic Priorities Fund	17,963												17,963
4TJ001	Harley Scholarship Fund	190,235												190,235
4TL001	Edmund Miller Library Fund	360,884												360,884
4TL002	Class of '47 Endowed Fund	269,757												269,757
4TL003	Class of 1955 Dimond Library Endow	154,238												154,238
4TL004	E Ruth Buxton Stephenson Fund	25,628												25,628
4TL005	Charlotte K. Anderson Endowment	34,055												34,055
4TL006	Collins Fund for Digital Collection	93,537												93,537
4TL007	Prescott Family Fund	44,142												44,142
4TL008	Dunleavy Fund / Special Collections	117,039												117,039
4TL009	Hood '56 & '59 Endowed Fnd-Library	95,366												95,366
4TL010	Murray Library Collections Endowmen	77,466												77,466
4TL012	Cohen Fund for Collection Develpmnt	178,041												178,041
4TL013	Proper Fund for Special Collections	160,989												160,989
4TL014	Nobel K. Peterson Library Fund	145,191												145,191
4TL015	Thomas A & Sally Zyla Addison Fund	1,874,817												1,874,817
4TL016	Marjorie Janetos Memorial Fund	110,536												110,536
4TM001	James Diamantis Scholarship Fund	51,279												51,279
4TM002	Jaye Gibson Duffy Scholarship	58,647												58,647
4TR001	Doris Child Reney Armbrust Fun	45,974												45,974
4TR002	Hubbard Marine Program Endowed	15,990,081												15,990,081
4TR003	Marine Program Endowment	22,580												22,580
4TR004	Dr. Marjorie A. Parsons Fund	44,435												44,435
4TR005	Jean + Carmen Ragonese Fund	49,633												49,633
4TR006	Shoals Marine Lab Endowment	216,636												216,636
4TR007	John & Katharyn Williams Scholarshi	41,172												41,172
4TR008	Robert & Doris Tuttle Endowed Fund	785,354												785,354
4TR011	Anderson Family Fund-Marine Progrm	26,834												26,834
4TR012	Chase '58-Excellence in Marine Scie	55,770												55,770
4TR013	Maurice Prize For Innovation	167,415												167,415
4TR014	E. Friedlander 88 Entrepreneurship	107,841												107,841
4TS001	Bellevance Hockey Scholarship	175,844												175,844
4TS002	Bellevance Football Scholarshi	175,869												175,869
4TS003	Kenneth & Mary Grant Scholarsh	61,359												61,359
4TS004	Reginald F. Atkins Scholarship	5,881,617												5,881,617
4TS005	Jane Blalock Athletic Scholar	47,951												47,951
4TS006	K Beckingham Scholarship Fund	132,409												132,409
4TS007	Dickson Scholarship & Spirit Award	161,772												161,772
4TS008	Grover B. Daniels '79 Alpine Fund	41,285												41,285
4TS009	Fish 58 Football Scholarship	116,339												116,339
4TS010	Kelly Quinn Gode Fund for Crew	26,729												26,729

UNIVERSITY OF NEW HAMPSHIRE FOUNDATION
DETAILED SCHEDULE OF ASSETS, DEFERRED OUTFLOWS, LIABILITIES, AND NET POSITION
BALANCE AT JUNE 30, 2022

Fund	Fund Name	Cash & Investments	Receivables	Prepaid & Other Current Assets	Property, Plant & Equipment	Deferred Inflows & Outflows	Accounts Payable	Deposits & Unearned Revenues	Accrued Employee Benefits	Pension & Post Retirement Medical	Refundable Government Advances	Derivative Instruments - Interest Rate Swaps	Long-term Debt Including Life Income	Total Net Position
4TS011	Robert E. Houston Sr. Fund	164,086												164,086
4TS012	Red Hayes Memorial Scholarship	155,170												155,170
4TS013	William Holleman Football Sch	113,182												113,182
4TS014	Gordon K Hill Endowment	43,014												43,014
4TS015	Paul Hobbs Endowed Scholarship	31,056												31,056
4TS016	Dorothy Hobbs Endowed Fund	34,933												34,933
4TS017	Robert A. Kullen Memorial Fund	42,036												42,036
4TS018	Bill Knight Endowed Scholarship Fun	72,669												72,669
4TS019	Howard Donald Penley Fund	94,397												94,397
4TS020	Sullivan Football Scholarship	33,857												33,857
4TS021	Guy Smith Memorial Scholarship	120,041												120,041
4TS022	Robert Towse Scholarship Fund	190,585												190,585
4TS023	'98-'99 Men's Hockey Champions End	157,275												157,275
4TS024	Bill Hinman Endowed Scholarshp	67,508												67,508
4TS026	Dutch Knox Football Scholarshi	2,072,208												2,072,208
4TS027	Dutch Knox Football Program	973,033												973,033
4TS028	James & Elsa Callahan Schlrshp	127,394												127,394
4TS029	Joyce Hiller Athletic Scholarship	183,545												183,545
4TS031	Timothy & Edwin Dugal Hockey Schol	45,080												45,080
4TS032	Robert Conrad Football Scholarship	99,150												99,150
4TS033	Tina True Memorial Fund	53,779												53,779
4TS034	Endowed Fund for Football	34,553												34,553
4TS035	Herbert Gold Athletic Scholarship F	34,780												34,780
4TS036	Pizzano Football Scholarship Fund	574,202												574,202
4TS037	Francis McGrail Endowed Scholarship	13,159												13,159
4TS038	David Sheen Endowed Hockey Schol	63,294												63,294
4TS039	Chief Boston Football Scholarship	69,981												69,981
4TS040	Wohlfarth Football Scholarship	34,136												34,136
4TS041	McLaughlin '35 Hockey Scholarship	127,858												127,858
4TS042	James Boulanger Endowed Fund	65,842												65,842
4TS043	UNH Ski Team Excellence Fund	1,047,852												1,047,852
4TS044	Robert Trouville '59 Athletic Schol	131,964												131,964
4TS045	Chandler & Ann Sanborn Football Sch	106,481												106,481
4TS046	First 500 UNH Football Athletic Fun	346,877												346,877
4TS047	Winslow & June Macdonald Football S	63,889												63,889
4TS048	Coach Gerry Friel Basketball Schola	95,186												95,186
4TS049	Garron '84 Football Diversity Schol	36,022												36,022
4TS050	Mike Frigard '60 Athletic Scholrshp	36,349												36,349
4TS051	Joan & Douglas Murphy Football Scho	177,644												177,644
4TS052	Tim Churchard '65 Athletic Scholrsh	34,622												34,622
4TS053	Bertsch Family Scholarship Fund	188,839												188,839
4TS054	Paul E. Berton Scholarship Fund	61,103												61,103
4TS055	Donna Lynne '74 Scholarship Fund	81,772												81,772
4TS056	William F. Degan Jr. Football Schol	49,308												49,308
4TS057	Franklin Taylor '52 Athletic Schol	132,416												132,416
4TS058	Norris A. Browne '55 Football Schol	58,608												58,608
4TS059	UNH Wildcat Hockey Alumni Scholarsh	87,698												87,698
4TS060	Wildcat Fan Gratitude Fund	63,766												63,766
4TS061	Peter K. Chudy, II '87 Nordic Fund	57,721												57,721
4TS062	John & Catherine Goegel Scholarship	114,037												114,037
4TS063	Jim & Julie Hatch Basketball Schol.	43,552												43,552
4TS064	Forkey-Lundolm Athletic Scholarship	8,588												8,588
4TS065	David M. Paul Family Scholarship	65,121												65,121
4TS067	Barbara B. Peyser '50 Athletic Scho	314,568												314,568
4TS068	UNH Women's Lacrosse Scholarship	137,691												137,691
4TS069	John Smith'50 Endowed Fund - Hockey	424,455												424,455
4TS070	Otis Family Athletic Scholarship	70,443												70,443
4TS072	K & R Sandler Athletic Scholarship	54,926												54,926
4TS073	Service Credit Union Wildcat Schol	53,847												53,847
4TS074	Fitzgerald & Gross Academic Excell.	54,253												54,253
4TS075	Matthew J. Witkos '89 Soccer Schol.	37,072												37,072
4TS076	Beaulieu '75 Athletic Scholarship	46,699												46,699
4TS077	Robert S. Blood '78 Athletic Schol.	62,782												62,782
4TS078	Saunders '49 Athletic Scholarship	55,266												55,266
4TS079	UNH Swimming and Diving Endowment	51,953												51,953
4TS080	Tom Smart '70 Athletic Scholarship	53,035												53,035
4TS083	Bigglestone Women's Athletic Schol.	27,221												27,221
4TS085	Bob Lamothe '60 Family Scholarship	2,558												2,558
4TS087	Raymond Donnelly Jr Athletic Schol.	49,702												49,702
4TS088	Cory L. Schwartz '82 Ski Team Endow	51,490												51,490
4TS090	Stockbridge - Kast Scholarship Fund	39,835												39,835
4TS092	Linda Hall '62 Women's Alpine Fund	74,151												74,151

UNIVERSITY OF NEW HAMPSHIRE FOUNDATION
DETAILED SCHEDULE OF ASSETS, DEFERRED OUTFLOWS, LIABILITIES, AND NET POSITION
BALANCE AT JUNE 30, 2022

Fund	Fund Name	Cash & Investments	Receivables	Prepaid & Other Current Assets	Property, Plant & Equipment	Deferred Inflows & Outflows	Accounts Payable	Deposits & Unearned Revenues	Accrued Employee Benefits	Pension & Post Retirement Medical	Refundable Government Advances	Derivative Instruments - Interest Rate Swaps	Long-term Debt Including Life Income	Total Net Position
4TS094	Brownell Family Athletic Scholarshp	93,846												93,846
4TS095	Megan E. Scanlon '13 Athl Schlarshp	55,316												55,316
4TS098	Chandler Family Athletic Scholarshp	39,831												39,831
4TS099	Skelley '52 Family Athletic Schol.	60,716												60,716
4TS100	BGen Seay '68 Athletic Scholarship	51,754												51,754
4TS101	Clevend "Howie" Howard III Scholars	59,370												59,370
4TS103	Richard Umile '72 Hockey Scholarshp	56,894												56,894
4TS104	Cathleen Coakley Athletics Scholars	109,841												109,841
4TS105	Otis Family Athletics Fund	30,120												30,120
4TS106	James Chamberlin Athletics Fund	2,621												2,621
4TS107	Donna Lynne 74 Athletic Enhancement	50,546												50,546
4TS109	Glendening Athletics Scholarship	56,846												56,846
4TS111	Dennis & Elaine Pope Scholarship	48,234												48,234
4TS112	Barker Athletics Scholarship Fund	61,488												61,488
4TS113	Sue Fortier Athletic Enhancement	27,370												27,370
4TS116	Bean & Anderson Athletics Enhancemn	8,815												8,815
4TS117	Blackburn Athletics Scholarship Fun	44,671												44,671
4TS118	Greiner Athletics Scholarship	88,873												88,873
4TS119	Blackburn Athletics Enhancement Fun	88,690												88,690
4TS120	Deirmengian Athletics Enhancement	8,804												8,804
4TS125	Growney Athletics Scholarship Fund	25,000												25,000
4TU001	Tad Ackman & Robin Gorsky Schl	23,066												23,066
4TU002	Joyce Hiller Kinesiology Scholarshi	195,865												195,865
4TU003	Coe-Hall Fund	209,428												209,428
4TU004	Mid-Atlantic Region Chapter Sc	110,764												110,764
4TU005	Minigan Family Scholarship	50,932												50,932
4TU006	James Trainor Memorial Scholarship	88,399												88,399
4TU007	Pickett Family Scholarship Fund	722,302												722,302
4TU008	Class of '58 Nelson Sch-Excellence	117,925												117,925
4TU009	Roger Bougie '56 Scholarship Fund	192,252												192,252
4TU010	Class of 1956 Endowed Scholarship	185,138												185,138
4TU011	McCaffrey Endowed Scholarship Fund	121,562												121,562
4TU012	Wyman Endowed Scholarship Fund	148,115												148,115
4TU013	Class of 1957 Endowed Scholarship	381,280												381,280
4TU014	Weglarz Memorial Scholarship Fund	162,868												162,868
4TU015	Lloyd & Edna Heidgerd Endowed Schol	400,437												400,437
4TU016	Libbey '79 End. Fund-Sci. Diversity	267,572												267,572
4TU017	Rydin Family Scholarship Fund	123,241												123,241
4TU018	Ottavio and Dorothy Lorenzo Scholar	336,912												336,912
4TU019	Selma Naccach-Hoff Schol-Liberal Ar	41,007												41,007
4TU020	Takeuchi '48 & Rantala '44 Schlrshp	87,438												87,438
4TU021	Harvey & Carmen Bergeron Scholarshp	111,165												111,165
4TU022	70's Decade Alumni Scholarship Fund	62,197												62,197
4TU023	William H Heywood '60 Scholarship	63,728												63,728
4TU024	Paul Shea '51 Memorial Scholarship	27,890												27,890
4TU025	Fred J Bennett '54 Scholarship Fund	100,857												100,857
4TU026	Claycomb '75 Environmental Sciences	63,835												63,835
4TU027	Andrew Janetos Scholarship Endowmen	25,372												25,372
4TU028	Verne & Kay Brown Elec & Comp Scho	63,736												63,736
4TU029	John '54 & Anne '56 Boehle Schlrshp	41,205												41,205
4TU030	PBAllen '58 Tau Kappa Epsilon Schol	282,249												282,249
4TU031	Col John Howard Blewett Scholarship	76,595												76,595
4TU033	J Todd Minor '76 Schol/Life Science	65,811												65,811
4TU035	Northeast Passage Athletic Excellen	51,119												51,119
4TU036	Jay McSharry '90 Diversity Schlrshp	111,501												111,501
4TU037	Robert & Tina Dudley Scholarship Fn	30,907												30,907
4TU038	Ambrose Occupational Therapy Schol	180,431												180,431
4TU039	Hannaway '58 Scholarship Fund	64,944												64,944
4TU040	Carol & Richard Trombly Scholarship	30,811												30,811
4TU041	Alice Freeman Reed Scholarship Fund	49,519												49,519
4TU042	Muriel M. Barr Nursing Scholarship	200,661												200,661
4TU043	Walter Calderwood, Jr. '34 Schol.	51,120												51,120
4TU044	UNH Foundation Scholarship Fund	60,072												60,072
4TU045	Jane & Lincoln Colby Scholarship	110,108												110,108
4TU046	Kerry Duncan Forbes Scholarship	43,379												43,379
4TU048	Steelman Athletics Scholarship Fund	50,805												50,805
4TU049	Paul & Ann Stewart Memorial Schol.	103,080												103,080
4TU050	Doug & Stella Scamman Scholarship	30,602												30,602
4TU051	James Page & Amy Sherman Endowment	36,417												36,417
4TU052	The Patrick Family Scholarship Fund	61,728												61,728
4TU053	Gay Brookes '61 Scholarship Fund	88,653												88,653
4TU054	John D. DuRie Family Scholarship	39,072												39,072

UNIVERSITY OF NEW HAMPSHIRE FOUNDATION
DETAILED SCHEDULE OF ASSETS, DEFERRED OUTFLOWS, LIABILITIES, AND NET POSITION
BALANCE AT JUNE 30, 2022

Fund	Fund Name	Cash & Investments	Receivables	Prepaid & Other Current Assets	Property, Plant & Equipment	Deferred Inflows & Outflows	Accounts Payable	Deposits & Unearned Revenues	Accrued Employee Benefits	Pension & Post Retirement Medical	Refundable Government Advances	Derivative Instruments - Interest Rate Swaps	Long-term Debt Including Life Income	Total Net Position
4TU055	The Zissi Family Scholarship Fund	56,421												56,421
4TU056	A. Storace DMD, Family Scholarship	41,098												41,098
4TU057	Hitchiner Manufacturing Scholarship	74,732												74,732
4TU058	Dupont Family Scholarship Fund	30,057												30,057
4TU059	Deborah Ann Lada '78 Scholarship	57,844												57,844
4TU060	Martha R. Stebbins Scholarship Fund													-
4TU061	Thomas E. Callahan '62 Family Fund	30,367												30,367
4TU062	Virginia F. Small Scholarship Fund	68,954												68,954
4TU063	Cheryl Dickson'63 Athletics Schol.	30,318												30,318
4TU064	The Carver Scholarship Fund	73,128												73,128
4TU065	K. McKinnon '62 Athletics Schol.	57,032												57,032
4TU066	Michael Riley Memorial Scholarship	33,190												33,190
4TU067	M. Christine Dwyer '72G Scholarship	150,815												150,815
4TU068	Todd W. Hansen '86 Memorial Schol.	49,932												49,932
4TU069	J. Morgan & Tara Rutman Scholarship	30,320												30,320
4TU070	Harry A. Schult Scholarship Fund	71,211												71,211
4TU071	Bradley & Judith Aiken Scholarship	29,712												29,712
4TU072	Barbara Rose Noonan Scholarship	28,930												28,930
4TU073	Richard E. Galway '66 Scholarship	30,084												30,084
4TU074	Sharyn Zunz Scholarship Fund	132,200												132,200
4TU075	Class of 1970 Scholarship Fund	54,262												54,262
4TU076	Lloyd & Beverley Jordan Scholarship	177,036												177,036
4TU077	Judith Anne Hill '48 Scholarship	61,807												61,807
4TU078	Dr. Filson H Glanz Scholarship-CEPS	61,807												61,807
4TU079	Dr Ahmad Etebari MBA Scholarship	138,024												138,024
4TU080	Ellis-Armstrong Family Scholarship	59,149												59,149
4TU081	Charles & Miriam Nelson Scholarship	245,134												245,134
4TU082	Hitchiner Mfg Schol. for Business	61,494												61,494
4TU083	Eugene A. Savage Scholarship Fund	40,882												40,882
4TU084	McDevitt Family Scholarship Fund	51,562												51,562
4TU085	John'50 & Carol Hubbard Scholarship	1,320,557												1,320,557
4TU086	Class of 1963 Scholarship Fund	106,415												106,415
4TU087	Joseph & Susan Garofoli Scholarship	110,146												110,146
4TU088	Carl Sherman Batchelder Scholarship	293,652												293,652
4TU090	Jeannette & Cedric Ruiter Schlarshp	107,762												107,762
4TU091	Barbara J. Weise '67 Scholarship	326,137												326,137
4TU092	Pilot Scholarship Fund	822,154												822,154
4TU094	Matthew J. Witkos '89 Scholarship	37,072												37,072
4TU095	Charron Class of 1964 Scholarship	56,524												56,524
4TU096	Angelo & Stewart Volpe Scholarship	106,958												106,958
4TU097	Ernest J Clarke '59 Art Scholarship	190,916												190,916
4TU098	The Clark Family Scholarship Fund	53,776												53,776
4TU102	Robart 73 & Shanahan 74 Scholarship	102,566												102,566
4TU104	Barbara & Irwin Wood Scholarship	271,656												271,656
4TU105	Gorman Family Fund	212,868												212,868
4TU106	George Guptill '28 Memorial Schol.	117,768												117,768
4TU107	Great East Scholarship Fund													-
4TU108	Jenness & Marden Family Veteran Fd	151,127												151,127
4TU109	Connie Chung & Maury Povich Schol.	104,138												104,138
4TU112	June C. Tanner Endowed Scholarship	505,432												505,432
4TU113	Clyde & Patricia Coolidge Scholarsh	58,428												58,428
4TU114	A. Leonard Seeche Family Scholarshp	203,791												203,791
4TU115	Staff Sgt Ryan Pitts 13 Scholarship	82,186												82,186
4TU116	Steven Kent & Nancy Pieri Scholarsh	59,937												59,937
4TU120	Susan H. McFarland '72 Scholarship	104,892												104,892
4TU122	Richard & Margot Oman Scholarship	247,761												247,761
4TU123	Erick Faul '00 Scholarship Fund	71,714												71,714
4TU124	Elias W. Gordon '59 Scholarship	130,263												130,263
4TU126	Winfred Nichols '33 Family Schol.	31,297												31,297
4TU127	David Burton Scholarship for Math	80,188												80,188
4TU128	Stuart Eynon '49 Family Scholarship	50,579												50,579
4TU129	Peter and Nancy French Scholarship	51,295												51,295
4TU131	Martha Oakman Clinton 65 Arts Schol	97,374												97,374
4TU135	A. Basso & V. Luti Scholarship	242,790												242,790
4TU136	Harold V. Jordan '49 Scholarship	48,563												48,563
4TU137	George Janetos Scholarship-Straff.	110,536												110,536
4TU138	George Janetos Scholarship-Coos	110,536												110,536
4TU139	George Janetos M.E. Scholarship	110,536												110,536
4TU141	Eleanor J. Manseau '61 Scholarship	29,213												29,213
4TU144	Montrone Family Scholarship	140,693												140,693
4TU145	Helen D. Gawron '46 Scholarship	1,376,850												1,376,850
4TU147	Rudnick Student of Distinction	62,358												62,358

UNIVERSITY OF NEW HAMPSHIRE FOUNDATION
DETAILED SCHEDULE OF ASSETS, DEFERRED OUTFLOWS, LIABILITIES, AND NET POSITION
BALANCE AT JUNE 30, 2022

Fund	Fund Name	Cash & Investments	Receivables	Prepaid & Other Current Assets	Property, Plant & Equipment	Deferred Inflows & Outflows	Accounts Payable	Deposits & Unearned Revenues	Accrued Employee Benefits	Pension & Post Retirement Medical	Refundable Government Advances	Derivative Instruments - Interest Rate Swaps	Long-term Debt Including Life Income	Total Net Position
4TU149	Jaqueline & Peter Heneage Scholars	94,443												94,443
4TU151	Belanger Family Scholarship	8,804												8,804
4TU153	Fisher Family Scholarship	181,077												181,077
4TU155	Ellen Germain Kingsland Scholarship	44,933												44,933
4TU156	Ginwala Family Scholarship Fund	27,195												27,195
4TU158	David A. Glynn Scholarship Fund	221,699												221,699
4TU159	Paul L. Durette '62, '67G Scholar	8,804												8,804
4TU160	Currier Scholarship Fund	44,019												44,019
4TU161	Janette & Charles Zecchini Scholars	44,560												44,560
4TU162	Harold W. Jewett '66 Scholarship	8,927												8,927
4TU163	Maj. Frances L. Swallow '49 Sch	62,595												62,595
4TU164	Trout-Lugar Intel. and Research Sch	20,275												20,275
4TX001	Heckel Ext Educator Fellowship	45,081												45,081
4TX002	NH 4-H Alliance Endowed Fund	31,200												31,200
4TX003	Anna Mosher Boardman 4-H Fund	37,920												37,920
4TX004	Coos County 4h Youth Dev Fund	13,225												13,225
4TX005	Paul Carbino 4-H Scholarship	3,907												3,907
4TX006	Tom Fairchild 4-H Dairy Fund	101,140												101,140
4TX007	Carl Hess 4-H Memorial Fund	69,832												69,832
4TX008	Internat'l 4h Youth Exchange	13,218												13,218
4TX009	Ruth Kimball 4-H Endowed Fund	194,020												194,020
4TX010	George D Kidder Fund	18,643												18,643
4TX011	NH 4-H Milk Dealers Fund	33,652												33,652
4TX012	NH 4-H Poultry Endowment	5,197												5,197
4TX013	NH 4-H Horse Endowment	7,454												7,454
4TX014	Lucile Poland Teen Conference	2,937												2,937
4TX015	Skoglund Endowed 4-H Fund	66,604												66,604
4TX016	Carroll T Stoddard Fund	15,890												15,890
4TX017	Caswell-Research, Teaching, Outreac	463,014												463,014
4TX018	Ruth Stimson Community Outreach Fun	54,502												54,502
4TX019	Marshall 4-H Youth Opportunities Fn	35,745												35,745
4TX020	Dalrymple Community Outreach Fund	52,818												52,818
4TX021	William Spaulding Sea Grant Endowmn	15,241												15,241
4TX022	Briggs NH Land & Water Education Fn	343,223												343,223
4TX023	Pike Coop Ext Volunteer Leadership	60,174												60,174
4TX024	Rines Young Inventors' Program	115,290												115,290
4TZ001	Iona Hubbard Climate Change Ed	2,569,764												2,569,764
4TZ003	Laurent George Morin Fellowsship	44,378												44,378
4TZ004	Herriott & Herrin Scholarship	105,230												105,230
	TOTAL ENDOWMENT & SIMILAR FUNDS	255,330,929	-	-	-	(1,654,826)	(315,361)	-	-	-	-	-	(2,944,092)	250,416,650
TOTAL UNH FOUNDATION		**$ 265,945,206**	**10,736,349**	**-**	**295,000**	**(1,654,826)**	**(1,408,407)**	**-**	**-**	**-**	**-**	**-**	**(2,944,092)**	**270,969,230**

PLYMOUTH STATE UNIVERSITY
DETAILED SCHEDULE OF ASSETS, DEFERRED OUTFLOWS, LIABILITIES, AND NET POSITION
BALANCE AT JUNE 30, 2022

Fund	Fund Name	Cash & Investments	Receivables	Prepaid & Other Current Assets	Property, Plant & Equipment	Deferred Inflows & Outflows	Accounts Payable	Deposits & Unearned Revenues	Accrued Employee Benefits	Pension & Post Retirement Medical	Refundable Government Advances	Lease Receivable - current portion	Lease Receivable, net of current portion	Deferred Outflows - ARO	Deferred inflows - leases/SBITAs	Long-term Leases & SBITAs - current portion	Long-term Leases & SBITAs, net of current portion	Asset Retirement and Other Obligations	Deferred Outflows - ARO	Long-term Debt Including Life Income	Total Net Position
	GENERAL OPERATING & OTHER UNRESTRICTED FUNDS																				
6AG106	Other Postemployment Bnft (OPEB)	$ -				30,149				(513,202)											(483,053)
6DAPPD	Academic Prepaid Expense																				-
6DCPPD	Alumni Prepaid Expense																				-
6DFPPD	Finance-Prepaid Expense																				-
6U0000	PSU Educational & General	9,783,343	33,344,852	119,582			(1,335,885)	(38,668,725)	(1,792,507)												1,450,660
6U0ADJ	PSU Unrestricted Adjustments	72,076	(32,931,598)					32,931,598													72,076
6U0DEF	PSU General Deferred Revenue																				-
6U0PPD	General Prepaid Expenses	(171,055)		209,664			(38,609)														-
6U0SUS	General Funds Financial Suspense	5,587																			5,587
6U3000	Technology Fee	85,238																			85,238
6WG106	Other Postemployment Bnft (OPEB)					551,111				(9,379,818)											(8,828,707)
6Z0ADJ	Agency Funds Year End Adjustment							(23,934)													(23,934)
6ZT915	Pat Cookie Jar	2,350																			2,350
6ZT917	NH Student Intern Program	8,880																			8,880
6ZT918	Operating Staff Senate	12,191																			12,191
6ZT924	Ticket Sales-No Country Ctr Arts	1																			1
6ZT925	Ticket Sales-NH Music Festival	8																			8
6ZT928	Greek Life Fundraising	504																			504
	TOTAL GENERAL OPERATING & OTHER UNRESTRICTED FUNDS	9,799,123	413,254	329,246	-	581,260	(1,374,494)	(5,761,061)	(1,792,507)	(9,893,020)	-							-		-	(7,698,199)
	INTERNALLY DESIGNATED																				
6D0ADJ	PSU Int Desig Adjustments	(2,725,827)																			(2,725,827)
6D0SUS	Designated Funds Financial Suspense	50,500																			50,500
6DACHI	Chi Sigma Iota-NHS for Counselors	2,473																			2,473
6DAHGA	HHE Athletic Training Grad Asst	91,117																			91,117
6DAINT	Academic Initiatives	61,250																			61,250
6DAMPS	Morgridge Fam Opp Schol Supprt	809																			809
6DANWP	National Writing Project in NH	2,626																			2,626
6DATRA	The Human Trafficking Study In NH	16,199																			16,199
6DAYSP	Youth Success Project	750					(445)														305
6DBNHA	NH Interscholastic Athl Assoc	2,136																			2,136
6DCAFG	Annual Fund Grad Scholarships	2,155																			2,155
6DCAFU	Annual Fund Unrestricted	2,957																			2,957
6DCAIN	Advancement Initiatives & Disc	108,462					(5,598)														102,864
6DCCLS	2011 Campus Community Leader Schl	11,402																			11,402
6DCE07	AllWell Ice Arena Endow Payout Fund	10																			10
6DCE59	William C & Helen C Gray Fund	10,252																			10,252
6DCIMS	Imagine A Way Designated for Schol	1,492																			1,492
6DF19A	FEMA-DOS COVID Alt. Care Site (ACS)	209,421	42,288																		251,709
6DF19N	FEMA-DOS COVID Non-Con. Shelt (NCS)	(829,871)																			(829,871)
6DF19T	FEMA-DOS COVID Safe Open&Op. (Test)	(6,466,679)																			(6,466,679)
6DFINT	Finance & Admin Initiatives	314,678		7,045																	321,723
6DFITP	ITS Equipment	579,529					(22,006)														557,523
6DFLIT	Tuition Partnership Littleton SAU84	30,000																			30,000
6DFMAL	PSU Mail Services	(17,495)		17,495																	-
6DFMP1	Special Projects	2,321,225						(877,311)													1,443,914
6DFREC	ITS Technology	196,907																			196,907
6DFSAW	Study Away Programs	28,384						(21,451)													6,933
6DFSTM	Statement Printing	1,003																			1,003
6DG19H	Covid-19 - Hand Sanitizer	148																			148
6DGERP	CERP-COVID Enhanced Retirement PSU	1,486,736							(1,486,736)												-
6DGESP	CESP-COVID Enhanced Separation PSU	144,196							(144,196)												-
6DGHIG	Highland Hall - Rental Space	14,488																			14,488
6DGIFB	PSU IFB Balances	(11,028,997)																			(11,028,997)
6DGINV	PSU Inventories			226,641																	226,641
6DGISP	CISP-COVID Invol Severance Pol PSU	(70,065)							(6,898)												(76,963)
6DGONE	One-time Expenses	8,824					(8,824)														-
6DGSTF	PSU Separation	9,214																			9,214
6DGSTR	University Strategic Initiatives	866,985					(5,773)	(158,760)													702,452
6DH140	Athletics	7,439																			7,439
6DH145	Athletics Post Season	3,883					(600)														3,283
6DHABB	M Baseball Supplemental D Fund	3,298																			3,298
6DHAFB	M Football Supplemental D Fund	1,350																			1,350
6DHAMB	M Basketball Supplemental D Fund	2,732																			2,732
6DHAML	M Lacrosse Supplemental D Fund	1,590																			1,590
6DHAMS	M Soccer Supplemental D Fund	1,450																			1,450
6DHASC	W Softball Supplemental D Fund																				-
6DHAVB	W Volleyball Supplemental D Fund	26,925					(7,305)														19,620
6DHAWB	W Basketball Supplemental D Fund	1,902																			1,902
6DHAWL	W Lacrosse Supplemental D Fund	7,893																			7,893
6DHAWR	M Wrestling Supplemental D Fund	1,141																			1,141
6DHAWS	W Soccer Supplemental D Fund	1,450																			1,450
6DPRIF	President's Innovation Fund	4,770																			4,770
6DSCON	Events Discretionary Fund	2,957																			2,957
6DSSCH	Student Senate Scholarship	23,040																			23,040
6DT120	PSU Student Activites Accounting	1,660,718					(19,172)														1,641,546
6DTADP	Kappa Delta Pi Honor Society	1,064																			1,064
6DTAPS	Alpha Phi Sigma Honor Society	1,726																			1,726
6DTGAZ	EtaSigmaGamma/Eating Disorder H.S.	32,676					(200)														32,476
6DTGTU	Gamma Theta Upsilon Honor Society	141																			141
6DTICS	Internationl Trip-Community Service	4,776																			4,776
6DTIFS	International Film Series	291																			291
6DTPCH	Psi Chi Honor Society	715																			715
6DTPEK	Phi Epsilon Kappa Honor Society	484																			484
6DTPKP	Phi Kappa Phi Honor Society	2,181																			2,181
6DTWPC	WPCR - NHPR	22,299																			22,299
	TOTAL INTERNALLY DESIGNATED	(12,743,715)	42,288	251,181	-	-	(69,923)	(1,057,522)	(1,637,830)	-	-							-		-	(15,215,521)
	AUXILIARY																				
6A0ADJ	PSU Auxiliary Adjustments	26,171																			26,171
6A0SUS	Auxiliary Funds Financial Suspense	28,174																			28,174
6AACNC	Counseling Center	147,236					(8,809)														138,427
6AAENT	Enterprise Center @ Plymouth	15,587																			15,587
6AALLW	ALLWell Center Fund	209,542																			209,542
6AAPPD	Ice Arena Prepaid Expense																				-
6AAREN	Ice Arena	169,994					(1,915)	(23,094)													144,985
6AB260	Parking Enforcement	508,917					(1,242)														507,675

PLYMOUTH STATE UNIVERSITY
DETAILED SCHEDULE OF ASSETS, DEFERRED OUTFLOWS, LIABILITIES, AND NET POSITION
BALANCE AT JUNE 30, 2022

Fund	Fund Name	Cash & Investments	Receivables	Prepaid & Other Current Assets	Property, Plant & Equipment	Deferred Inflows & Outflows	Accounts Payable	Deposits & Unearned Revenues	Accrued Employee Benefits	Pension & Post Retirement Medical	Refundable Government Advances	Lease Receivable - current portion	Lease Receivable, net of current portion	Deferred Outflows - ARO	Deferred inflows - leases/SBITAs	Long-term Leases & SBITAs - current portion	Long-term Leases & SBITAs, net of current portion	Asset Retirement and Other Obligations	Deferred Outflows - ARO	Long-term Debt Including Life Income	Total Net Position
6AB262	Shuttle	338,046					(1,300)														336,746
6ABDEF	PSU Auxiliary Deferred Revenue																				-
6ABPPD	PSU Auxiliary Prepaid Expense																				-
6AS210	Residential Life	4,465,240					(29)														4,465,211
6AS215	Dining Services	2,034,753	500,000				(255,507)	(22,191)													2,257,055
6AS220	Hartman Union Building	6,904,713					(37,074)														6,867,639
6AS280	Counseling & Health Services	390,207					(30,465)														359,742
6ASPPD	Student Affair Prepaid Expense	(30,179)		30,179																	-
6AX210	R&R Residential Life	2,798,197																			2,798,197
6AX215	R&R Dining Services	146,480																			146,480
6AX220	R&R Hartman Union Building	174,680																			174,680
6AX280	R&R Health Services	24,094																			24,094
6AXCNC	R&R Counseling Center	14,087																			14,087
6AXLLW	R&R ALLWell Center Fund	107,115																			107,115
6AXREN	R&R Ice Arena	321,632																			321,632
	TOTAL AUXILIARY	18,794,686	500,000	30,179	-	-	(336,341)	(45,285)	-	-	-	-	-	-	-	-	-	-	-	-	18,943,239
	RESTRICTED GIFTS & ENDOWMENT INCOME																				
6G0ADJ	PSU Restricted Gift Adjustments	2,788																			2,788
6GA143	143 Annual Scholarship Fund	1,519																			1,519
6GAAAB	Anonymous PSU Symphonic Band Schol	1,450																			1,450
6GAACP	Cluster Supporting Gifts	1,597																			1,597
6GAART	Art Dept General Gifts	230																			230
6GAASG	Student Art Gallery Gifts	122																			122
6GAASP	Ascent Program Gift Fund	275																			275
6GAATH	Athletic Training Program Gifts	700																			700
6GABPN	Panther Pitch Gifts	432																			432
6GABRN	Barron's in Education Program Gifts																				-
6GABSA	Business Admin Program Gifts	425																			425
6GABUS	Business Program Gifts	32,669																			32,669
6GABVP	Baroni Visiting Prof of Dance	123																			123
6GACDF	Childrens Center Gifts	1,179																			1,179
6GACGS	CAGS Scholarships	180																			180
6GACHR	Choral Gift Acct	2,136																			2,136
6GACJP	Criminal Justice Program Gifts	345																			345
6GACMS	Communication & Media Studies Gifts	68																			68
6GACOG	General Grad Program Gifts	650																			650
6GACRB	C. Robinson'87 Business Scholarship	2,875																			2,875
6GACSD	Computer Science Dept Gifts	1,609																			1,609
6GACSH	Sharon Cushing Annual Scholarship	500																			500
6GACYB	Cybersecurity Program Gifts	1,000																			1,000
6GADAN	Dance Program Gifts	938																			938
6GADFT	Dow Family Trust Scholarship	1,875																			1,875
6GADPT	Dept of Physical Therapy Gifts	721																			721
6GAEDS	Eating Disorder Program Gifts	75																			75
6GAEML	Eleanor Morehouse Loesch '65 Scholr	3,000																			3,000
6GAENG	Alumni Gifts-English Dept	814																			814
6GAENP	Plymouth Writing Project Gifts	415																			415
6GAENV	Center for the Environment	9,496																			9,496
6GAEPS	Eagle Pond Authors Series Gift Fund	6,000																			6,000
6GAES2	Bowen Geography Fund	2,000																			2,000
6GAESP	Environmental Sci & Pol Gifts	2,801																			2,801
6GAETC	Ed Theatre Collaborative Gifts	33,756					(444)														33,312
6GAETR	Robotics Lab Gifts	1,185																			1,185
6GAEXS	Exercise & Sport Physiology Gifts	100																			100
6GAFSI	Fred Smyth Inst-Music Gift																				-
6GAFST	Open Learning & Teaching Collab	418																			418
6GAGGS	General Graduate Scholarships	375																			375
6GAHAT	Dr Levy Athl Trning Stud Prof Dev	1,435																			1,435
6GAHIS	Artelia & Olan Ray Gift Fund	6,425																			6,425
6GAHON	University Honors Program	1,400																			1,400
6GAHPB	Alumni Gifts-Health & Pe Dept	4,610																			4,610
6GAHPR	Historical Preservation Gifts	100																			100
6GAHRB	Herbarium Gifts	5,853																			5,853
6GAIMP	NH-Impact Center Gifts	2,100																			2,100
6GAINT	Interdisciplinary Studies Gifts	170																			170
6GAJAZ	Jazz Scholarship Fund	417																			417
6GALED	Language Education Graduate Program	10																			10
6GALIB	Library Gifts	200																			200
6GAMAE	Math Education Academic Prog Gifts	150																			150
6GAMAT	Computational & App Math Prog Gifts	600																			600
6GAMBA	MBA Program Gifts	50																			50
6GAMBS	MBA Scholarships	120																			120
6GAMDS	Music Dept-Dance Scholarship	10																			10
6GAMES	MED Scholarships	10																			10
6GAMET	Ruth W Metcalfe Scholarship	2,500																			2,500
6GAMGC	Marion G Callender '47 Music Schol	1,518																			1,518
6GAMHS	M.Ed. Heritage Studies Workshop	1,500																			1,500
6GAMMM	Museum of Wht Mtns Membership Gifts	107,723					(1,064)														106,659
6GAMP1	Museum of the Wht Mnts: Exhibitions	11,582																			11,582
6GAMPR	Musical Instr Purch Replcmnt	593																			593
6GAMSB	Symphonic Band Gifts	120																			120
6GAMSC	First Year Symphonic Band Scholarsh	1,100																			1,100
6GAMUE	Music Education Program Gifts	450																			450
6GAMUS	Music Department Scholarship	350																			350
6GAMW2	MWM Restor & Collect Care Gifts	500																			500
6GAMWM	Museum of the White Mtns Gifts	50,693																			50,693
6GANCT	No Country Teacher Cert Prg Gift	23,018																			23,018
6GANHD	National History Day	5,663					(764)														4,899
6GANPC	Non-Profit Curriculum Dev Gifts	42																			42
6GANSB	Biology Gifts	12,388																			12,388
6GANSC	Chemistry Gifts	676																			676
6GANSM	Meteorology Gifts	11,032					30														11,062
6GANSP	Planetarium Gifts	1,567																			1,567
6GANUR	Nursing Program Gifts	195																			195
6GAOCT	Outdoor Center Gifts	277																			277
6GAORG	Music Organ Fund	12																			12
6GAPED	Physical Education Program Gifts	250																			250

PLYMOUTH STATE UNIVERSITY
DETAILED SCHEDULE OF ASSETS, DEFERRED OUTFLOWS, LIABILITIES, AND NET POSITION
BALANCE AT JUNE 30, 2022

Fund	Fund Name	Cash & Investments	Receivables	Prepaid & Other Current Assets	Property, Plant & Equipment	Deferred Inflows & Outflows	Accounts Payable	Deposits & Unearned Revenues	Accrued Employee Benefits	Pension & Post Retirement Medical	Refundable Government Advances	Lease Receivable - current portion	Lease Receivable, net of current portion	Deferred Outflows - ARO	Deferred inflows - leases/SBITAs	Long-term Leases & SBITAs - current portion	Long-term Leases & SBITAs, net of current portion	Asset Retirement and Other Obligations	Deferred Outflows - ARO	Long-term Debt Including Life Income	Total Net Position
6GAPHD	Alumni Gifts-Philosophy Dept	1,348																			1,348
6GAPHT	Photography Program Gifts	558																			558
6GAPNC	9-Foot Concert Grand Piano Gift Fnd	51,113																			51,113
6GAPNF	Piano Fund	5,400					(1,681)														3,719
6GAPNL	Silver Center Piano Lab Gift Fund	57,000					(57,000)														-
6GAPPN	Patsy Pilgrim Nursing Scholarship	1,500																			1,500
6GAPSD	Professional Sales Leadership Prg	166,590					(616)														165,974
6GAPSY	Psychology Gifts	1,440																			1,440
6GAPTP	Pakistani Teachers Proj Gifts	95																			95
6GAREG	Alumni Gifts-Registrars Office	50																			50
6GARFF	Rosenblum Fac Fellowship of Busines	2,921																			2,921
6GARMC	Cntr Rural Partnership Gifts	1,140																			1,140
6GASGE	Alumni Gifts - Geography	2,937																			2,937
6GASHI	Alumni Gifts - History	3,447																			3,447
6GASNH	Soc Sci: Institute for NH Studies	1,210																			1,210
6GASPE	Special Education Grad Prog Gifts	125																			125
6GASPS	Alumni Gifts - Political Science	125																			125
6GASSA	Sunshine Scholarship A.M.LeBlanc'20	6,135																			6,135
6GASSC	Alumni Gifts Social Sci Dept	4,877																			4,877
6GASSL	Saul O Sidore Lectureship	30,569																			30,569
6GASWK	Soc Sci Social Work Gifts	1,500																			1,500
6GATDG	Theatre Dept. Gifts	665																			665
6GATHE	PSU Theatre Arts Scholarship	416																			416
6GATIG	TIGER Theatre Program Gifts	5,475																			5,475
6GATLI	Holmes-PH Transformtnl Ldrshp Inst	295																			295
6GATMP	Tourism Mgmt and Policy Prog Gifts	50																			50
6GAWSA	Weber Sustainability Annual Scholar	1,500																			1,500
6GAWTG	PSU Writers' Talent Grant	1,588																			1,588
6GBBRK	PSU Brick Campaign Gifts	194,060																			194,060
6GBCAC	Silver Center Gifts	1,933																			1,933
6GBFLG	PSU Turf Field Flag Pole Project	5,517																			5,517
6GBHGS	Haynes Green Space	10,000																			10,000
6GBLAT	Lights-Athletic Fields-PSU	3,605																			3,605
6GBPRO	Staff Prof Development Gifts	1,002																			1,002
6GC000	Class of 00 Gifts	200																			200
6GC912	Class of 2012 Scholarship	771																			771
6GC916	Plymouth Opportunity Sch Angel Fund	72,353																			72,353
6GC917	Panther Bus Club Annual Scholarship																				-
6GC918	The Stepp Family Scholarship	12,500																			12,500
6GC919	The Bonnie & Charles Still Scholars	14																			14
6GC921	Vanessa K. Stewart Scholarship	7,000																			7,000
6GC922	Class of 2009 Scholarship	60																			60
6GC942	Class of 42 Reunion	125																			125
6GC946	Class of 46 Reunion	50																			50
6GC947	Class of 47 Reunion Gifts	855																			855
6GC948	Class of 48 Reunion Gifts	4,172																			4,172
6GC950	Class of 50 Gifts	795																			795
6GC953	Class of 53 Gifts	3,500																			3,500
6GC956	Class of 1956 Gifts	50																			50
6GC957	Class 1957 Reunion Gifts-Unend	1																			1
6GC958	Class of 1958 Gifts	470																			470
6GC959	Class of 1959 Gifts	2,210																			2,210
6GC960	Class of 1960	1,534																			1,534
6GC961	Class of 1961 Gifts	700																			700
6GC963	Class of '63 Panther Scholarship	20																			20
6GC965	Class of 65 Reunion Gifts	1,000																			1,000
6GC966	Class of 1966 Gifts	1,350																			1,350
6GC968	Class of 68 Reunion Gift	72																			72
6GC969	Class of 69 Reunion Gifts	5,025																			5,025
6GC970	Class of 70 Reunion Gift	2,447																			2,447
6GC973	Class of 73 Reunion	200																			200
6GC999	Class of 99 Gifts	260																			260
6GCALL	ALLWell Center Gifts	27,904																			27,904
6GCALM	Alumni Relations Gifts	10,591																			10,591
6GCALS	Alumni Legacy Annual Scholarship	4,750																			4,750
6GCANS	Barbara Andresen Nursing-holding	11,271																			11,271
6GCARP	Archives Project Gifts	1,388																			1,388
6GCAW2	AllWell North Phase II Gifts	421,048																			421,048
6GCAW3	AllWell III-Strength & Cond. Lab	417,502																			417,502
6GCAWF	Athl Turf Field-Phase I Turf/Lights	3,832																			3,832
6GCBEX	PSU Student Book Award Fund	10,000																			10,000
6GCBKP	English Department Book Prize	99																			99
6GCBND	Second Year PSU Band Scholarship	750																			750
6GCBUR	Burton Frost Fundraising Event	9,985																			9,985
6GCBWS	Bo Wiblyi Scholarship	88																			88
6GCCLM	Climb Above Scholarship	6,851																			6,851
6GCCOL	Colorado Alumni Scholarship	83																			83
6GCCST	Elizabeth W. Cheney Studio Theatre	63,229																			63,229
6GCDEV	Tower Fund Events Gifts																				-
6GCE01	Elaine Gail Vaillant Brown Schl Fnd	2,075																			2,075
6GCE02	Class of 62 Scholarship	3,754																			3,754
6GCE03	Morgridge Family Internship Fund	14,576																			14,576
6GCE04	N Hopkins '37 & M Hopkins '20 Scho	872																			872
6GCE05	Larry K & Dawn Ray Haynes Schol Fun	1,206																			1,206
6GCE06	Grad Student Research Gifts	4,325																			4,325
6GCE07	Raise the Curtain Gifts	49,387					(2,462)														46,925
6GCE08	Barry M Ross '73 Scholarship Fund	1,264																			1,264
6GCE09	Class of 1951 Scholarship	395																			395
6GCE11	Doris Dean Palmer '30 Endowed Schol	853																			853
6GCE12	Harold C & Martha Zehr Schol Endowm	135																			135
6GCE13	Switzer Fund History Prize	1,291																			1,291
6GCE14	Student Affairs Scholarship Endowmt	17																			17
6GCE15	Jane E. Babin Scholarship Fund	1,780																			1,780
6GCE16	Trevorrow Fund for Library Interns	6,004																			6,004
6GCE17	Heritage Society Endowment	3,071																			3,071
6GCE18	Morgridge Opportunity Scholarship	39,721																			39,721
6GCE19	Debra Underwood Endowed Scholarship	3,721																			3,721
6GCE1A	Michelle Morse Memorial Schol	1,916																			1,916

PLYMOUTH STATE UNIVERSITY
DETAILED SCHEDULE OF ASSETS, DEFERRED OUTFLOWS, LIABILITIES, AND NET POSITION
BALANCE AT JUNE 30, 2022

Fund	Fund Name	Cash & Investments	Receivables	Prepaid & Other Current Assets	Property, Plant & Equipment	Deferred Inflows & Outflows	Accounts Payable	Deposits & Unearned Revenues	Accrued Employee Benefits	Pension & Post Retirement Medical	Refundable Government Advances	Lease Receivable - current portion	Lease Receivable, net of current portion	Deferred Outflows - ARO	Deferred inflows - leases/SBITAs	Long-term Leases & SBITAs - current portion	Long-term Leases & SBITAs, net of current portion	Asset Retirement and Other Obligations	Deferred Outflows - ARO	Long-term Debt Including Life Income	Total Net Position
6GCE1B	Kent Criminal Justice Spirit Award	1,175																			1,175
6GCE1C	UNIQUE Endowment Allocation Plan	10,475																			10,475
6GCE1D	Hanaway Endowment for the Perf Arts	6,634																			6,634
6GCE1E	B Dearborn Endowed Art Schol	2,789																			2,789
6GCE1G	Ruth Birch Marzec '48 Schl End	1,558																			1,558
6GCE1J	James W Tethers Endowed Schol	698																			698
6GCE1K	J Philip & Eva M Duguay Schol	1																			1
6GCE1L	Forrest M & Opal M Steen Scholl	634																			634
6GCE1M	Stevens-Bristow Professorship	24,165																			24,165
6GCE1N	Imagine A Way Schol Endowment	588																			588
6GCE1P	Wixson Endowed Prof of Math	8,139																			8,139
6GCE1Q	Eugene & Joan Savage Edu Award	2,809																			2,809
6GCE1R	Patricia Stips Lamson Library End	19,257																			19,257
6GCE1S	Patricia Stips Scholarship Endowmnt	2,045																			2,045
6GCE1T	Mary Campbell Staff Schol Payout	12,229																			12,229
6GCE1U	Roberta T Bartlett Art Scholarship	2,744																			2,744
6GCE1W	Roberta T Bartlett Music Schol	4,223																			4,223
6GCE1X	Eastman-PMK/TKE Schol Endmt	2																			2
6GCE1Y	Gary K Richey Endowed Schol	1,841																			1,841
6GCE1Z	McCabe Leadership Scholarship Fund	1,427																			1,427
6GCE20	Merilee Phillips Accounting Schol	784																			784
6GCE21	Donald P. Wharton Endowment	14,101																			14,101
6GCE22	P E Arold Memorial Fund	3,290																			3,290
6GCE23	Class of 1937 Fund	1,189																			1,189
6GCE24	Irwin Willard Jones Scholarship	3,437																			3,437
6GCE25	Barbara Boyce Oakes Schol	3,653																			3,653
6GCE26	Citizens Bank Endowed Schol	538																			538
6GCE27	Beatrice Hodgdon Award-Class of '44	45																			45
6GCE28	Donna Ford Memorial Fund	20																			20
6GCE29	Myrtle L Grover Schol Fund	2,572																			2,572
6GCE2A	George & Helen Koehler Endowed Fund	3,501																			3,501
6GCE2B	Janet Sanford Kelliher Endowed Schl	3,385																			3,385
6GCE2C	Wiggett Family Student Support	1,832																			1,832
6GCE2D	Dennise Maslakowski Grad Ed Schol																				-
6GCE2E	Lovett Fund for Ctr for the Envir	2,703																			2,703
6GCE2F	Mary Rita Hyde '62 Mem Schol	1,207																			1,207
6GCE2G	Meg Petersen Endowed Scholarship	2,851																			2,851
6GCE2H	Hage-Diversity & Intern'l Initiativ	2,767																			2,767
6GCE2J	Trimpi Endwmnt-Perf Study Talent Gr	11,386																			11,386
6GCE2K	Matthew S Budrow '06 Mem End Schol	3,449																			3,449
6GCE2L	Marjorie "Marty" Stokes ES&P Schol	1,701																			1,701
6GCE2M	Thurston-Cheney Performing Arts	4,494																			4,494
6GCE2N	Supporting Our Stdnts Faculty Schol	15,317																			15,317
6GCE2P	Richardson '13 Captain's Chall Schl	14,224																			14,224
6GCE2Q	Mary E Campbell '91 Schol Endwmnt	8																			8
6GCE2R	Helen Abbott '39 Prfshp Envir Stud	13,704																			13,704
6GCE2S	Marrapese Keep NH Lakes Clear Schol	1,884																			1,884
6GCE2T	John P& June Estelle Ryan Lewis '44	2,528																			2,528
6GCE2U	Norman '37 & Cecile Demers Schol	427																			427
6GCE2V	Schlesinger Mem Schol in Poli Sci	4,708																			4,708
6GCE2W	Sharon R Parish Mem Schol	2,991																			2,991
6GCE2X	Bernier Athletic Training Scholrshp	273																			273
6GCE2Y	Dearborn-May Psych Scholarship																				-
6GCE2Z	Robert & Margot Swift Endowed Schol	2,549																			2,549
6GCE30	Gary David Johnson Scholarship	31																			31
6GCE32	Lillian Groux Mattoon Schol	94																			94
6GCE33	Bernice Goodwin Spaulding Scho	873																			873
6GCE34	Scott Descoteaux Memorial Scho	123																			123
6GCE35	Art Dept. Endowment Fund	42																			42
6GCE36	Blanche Colby Stacy	3,259																			3,259
6GCE37	Class of 1941 Emergency Fund	13,266																			13,266
6GCE38	Robert L Boyd Memorial Fund																				-
6GCE39	Class of 1946 Fund	1,623																			1,623
6GCE3A	Barbara Andresen Nursing Schol	20																			20
6GCE3B	Mark E. Bates '75 Meml Schol	1,824																			1,824
6GCE3C	Estes German Study Abroad Schol	8,396																			8,396
6GCE3D	Burton '62 Public Service Schol	3,336																			3,336
6GCE3G	PSU Nursing Scholarship Payout																				-
6GCE3H	Plant Nursing Scholarship Payout	119																			119
6GCE3J	J Loughlin Schol Endowment Holding	16,212																			16,212
6GCE3K	N Snyder Sem-at-Sea Endowmt Holding	1,040																			1,040
6GCE3L	Carleton Parish Social Science Sch	1,448																			1,448
6GCE3M	Norton Bagley '41 Library Endowment																				-
6GCE3N	Estes Endowed Mathematics Schol	9,061																			9,061
6GCE3O	Reverend Sidney Lovett Scholarship	689																			689
6GCE3P	Colin Graham Scholarship																				-
6GCE3Q	Ryan Chadwick Scholarship	931																			931
6GCE3R	Louise McCormack Endowed Fund	3,651																			3,651
6GCE3S	Jonathan & Cornelia Hall Endow Schl	3,213																			3,213
6GCE3T	CGSB Award Endowment Fund	1,568																			1,568
6GCE3U	Janet Claire Boisvert Prof in Educ	20,000																			20,000
6GCE3V	Kathleen Arecchi Memorial Scholar	2,319																			2,319
6GCE3X	Kelsey North Country Scholars Endow	36																			36
6GCE3Y	The Fischler Family Scholars Payout	1,288																			1,288
6GCE3Z	Christopher B Eschenbach Mem Schol	5,040																			5,040
6GCE40	Class of 1957 Fund	108																			108
6GCE41	Charles L Currier Memorial Fun	18																			18
6GCE42	John F. Ozog Memorial Fund	404																			404
6GCE43	PSU Mathematics Department Fun	2,822																			2,822
6GCE44	PSU AA Endowment Schol Fund	10,758																			10,758
6GCE45	Dorothy Whiting Scholarshiip	262																			262
6GCE46	Hartman/Kelly Endowment Schol	76																			76
6GCE47	Brennan Hart Scholarship	139																			139
6GCE48	Madie Barrett Scholarship	194																			194
6GCE49	Marie Connelly Endowment Schol	175																			175
6GCE4A	Jake Nawn Mem Annual Scholalarship	13,286																			13,286
6GCE4B	The Worthen Vascak Scholarship																				-
6GCE4D	Holmes-Pattee-Haggart Family Schol	31,293																			31,293

PLYMOUTH STATE UNIVERSITY
DETAILED SCHEDULE OF ASSETS, DEFERRED OUTFLOWS, LIABILITIES, AND NET POSITION
BALANCE AT JUNE 30, 2022

Fund	Fund Name	Cash & Investments	Receivables	Prepaid & Other Current Assets	Property, Plant & Equipment	Deferred Inflows & Outflows	Accounts Payable	Deposits & Unearned Revenues	Accrued Employee Benefits	Pension & Post Retirement Medical	Refundable Government Advances	Lease Receivable - current portion	Lease Receivable, net of current portion	Deferred Outflows - ARO	Deferred inflows - leases/SBITAs	Long-term Leases & SBITAs - current portion	Long-term Leases & SBITAs, net of current portion	Asset Retirement and Other Obligations	Deferred Outflows - ARO	Long-term Debt Including Life Income	Total Net Position
6GCE4E	Holmes-Pattee-Haggart Family Endowm	84,132																			84,132
6GCE4F	The McLane Family Fellowship	21,238																			21,238
6GCE4G	DPT Scholarship	100																			100
6GCE4H	Gary & Elizabeth Lowe Schol Payout	688																			688
6GCE4J	Henry & Ethel Vittum Schol Payout	1,951																			1,951
6GCE4K	Haverhill Civic Engagement Fund	8,304																			8,304
6GCE4L	Joseph & Gail White Graduate Fellow	7,252																			7,252
6GCE4M	Joseph McCaffrey Mem Endowed Schol	130																			130
6GCE4N	Bette De Rocher '61 Endowed Schol	819																			819
6GCE4O	Charles A Wood Jr '72 Schol Fund	30,959																			30,959
6GCE4P	Fischler Trauma Survivors Schol	9,350																			9,350
6GCE4Q	Paul Berton '76 Scholarship HOLDING	20,000																			20,000
6GCE4R	Alex Herbst '15 Mem Endowed Schol	20,653																			20,653
6GCE4S	David & Martha Talbot Endowed Schol	52																			52
6GCE4T	Nancy & Thomas Gravina Endowed Scho	1,805																			1,805
6GCE4U	Jay Moskowitz Endow Art Music Schol	108																			108
6GCE4V	Mears Family Endowed Scholarship	11,000																			11,000
6GCE4W	Craig Souza Endowed Professorship																				-
6GCE4X	Garnsey Family Endowed Scholarship	1,000																			1,000
6GCE4Y	Diehl Memorial Endowed Scholarship	500																			500
6GCE4Z	Semprini Endowed ScholarshipHOLDING	20,716																			20,716
6GCE50	M."Rock" Kenyon Alumni	2,275																			2,275
6GCE51	Roi White Memorial Schol	71																			71
6GCE52	Jessie Barnes Metcalf School	3,135																			3,135
6GCE53	James & Nancy Hogan Endowed Fund	2,447																			2,447
6GCE55	Isabelle Murray Scholarship	1,091																			1,091
6GCE56	Geneva M Smith Scholarship	12																			12
6GCE58	Hazel Balch Moore '26 Scholars	1,240																			1,240
6GCE5A	Opportunity Schlrshp EndowHOLDING	7,560																			7,560
6GCE60	Emma Paulsen Knapp '17 Scholar	60																			60
6GCE61	Clarice Clark Parker Award	996																			996
6GCE62	Ann L Wharton Scholarship	2,875																			2,875
6GCE63	David Grierson Memorial	4,694																			4,694
6GCE64	Robert J Doherty 86 Schol	50																			50
6GCE65	AAUW Non Traditional Stud Schl	65																			65
6GCE66	John Defortis Scholarship Fund	1,695																			1,695
6GCE67	James Hamilton Memorial	1,843																			1,843
6GCE68	Ola A Hubbard Scholarship	27,645																			27,645
6GCE69	Ella O Keene Scholarship Fund	7,466																			7,466
6GCE70	William L Taylor Memorial Fund	827																			827
6GCE71	Emma Yeaton Wheeler School	80																			80
6GCE72	Lydia Briggs Endowment	664																			664
6GCE73	John V. Miller Jr. Payout Fund	2,391																			2,391
6GCE74	Jeanette + Richard Collins End	16,434																			16,434
6GCE76	Maureen Shine Bateman Mem Schl	1,679																			1,679
6GCE77	Regina Thorton Mem Schol	1,173																			1,173
6GCE78	Carol Anne Soucie Mem Schol	749																			749
6GCE79	Karl Drerup Art Scholarship	3,817																			3,817
6GCE80	Norton R Bagley Scholarship	14,255																			14,255
6GCE81	H B Barton Endowed Schol	258																			258
6GCE82	Catherine & Kirk Middlekauff	2,484																			2,484
6GCE83	Sally Boland Memorial Schol	609																			609
6GCE84	Barbara Dearborn Math Scholars	3,416																			3,416
6GCE85	Collins Discretionary Challenge En	870																			870
6GCE86	C E Brown-Applied Comp Sci Sch	1																			1
6GCE87	Mehmet & Sepril Canlar Endow Schol	337																			337
6GCE88	Harold E Hyde Endowed Schol	2,938																			2,938
6GCE91	Wm S Belvin Schol-Endowment	1,635																			1,635
6GCE93	John K Walsh	2,441																			2,441
6GCE94	John L Daly Scholarship Fund	1,040																			1,040
6GCE95	HPER Alumni Merit Scholarship Fund	641																			641
6GCE96	Cindy Kilzen Award	593																			593
6GCE97	Class Of 1952 Scholarship	6,998																			6,998
6GCE98	Grappone Granite State Scholars	6,237																			6,237
6GCE99	Barbara Willey '37	17,930																			17,930
6GCEA1	Levy Student Prof.Dev-EndowHOLDING	8,535																			8,535
6GCEM1	Bertha Fauver Char Gift Annity	230						(230)													-
6GCEM2	Wm&Christy Belvin Char Gft Annuity	1,718						(356)													1,362
6GCEML	Dr Millard Thomson Endow Piano Fund	974																			974
6GCESM	Ellen Morin '52 Scholarship	720																			720
6GCESV	Steve Vaillancourt Endowed Fund	752																			752
6GCEZF	Zachary Frank Memorial Endowed Scho	1																			1
6GCGCM	Gary Corcoran Memorial Scholarship	4,654																			4,654
6GCHAL	Ray's Angels Scholarship	34,296																			34,296
6GCHIN	Hinman Award for Literary Studies	100																			100
6GCIEC	I&E Cluster Scholarship	2,500																			2,500
6GCINT	Interdisciplinary Studies Schol	7,085																			7,085
6GCJBA	Judith Brooks '61 Annual Schol	13,002																			13,002
6GCJLC	Joseph L Clark Fund	15,195																			15,195
6GCJLM	John M Loughlin '86 Mem Schol	50						4													54
6GCJRH	Jean Reaney Hobson Memorial Schol	501																			501
6GCLEC	Laundry Equipment Corp Annual Schol	62																			62
6GCLPS	Leadership Prof Sales Scholarship	10,274																			10,274
6GCMAR	Eugene & Natalie Martin '09 Schol	8,510																			8,510
6GCMET	Applied Meteorology Program Gifts																				-
6GCNGS	PSU Academic Nursing Scholarship	5,100																			5,100
6GCOKR	Okrant Family Schol-Tourism Studies	2,132																			2,132
6GCPAN	Panthers Lighting the Way Schol	2,250																			2,250
6GCPAR	Plymouth State Parents Schol Fund	3,625																			3,625
6GCPBN	Paul Berton '76 Newfound Scholarshp	5,001																			5,001
6GCPCC	Plymouth CUCC Choral Scholars	700																			700
6GCPGN	Peace Garden Gifts	2,216																			2,216
6GCPKP	Phi Kappa Phi Chap 219 Annual Schol	173																			173
6GCPNS	PSU Nursing Scholarship																				-
6GCPTL	Coakley Physical Therapy Lead Schol	7,500																			7,500
6GCSKD	FPS Kappa Delta Phi Scholarship	275																			275
6GCSSS	Snyder '63 Sem at Sea Annual Schol	2,570																			2,570
6GCTMP	Advancement Gift Holding-Restricted	42,800																			42,800

PLYMOUTH STATE UNIVERSITY
DETAILED SCHEDULE OF ASSETS, DEFERRED OUTFLOWS, LIABILITIES, AND NET POSITION
BALANCE AT JUNE 30, 2022

Fund	Fund Name	Cash & Investments	Receivables	Prepaid & Other Current Assets	Property, Plant & Equipment	Deferred Inflows & Outflows	Accounts Payable	Deposits & Unearned Revenues	Accrued Employee Benefits	Pension & Post Retirement Medical	Refundable Government Advances	Lease Receivable - current portion	Lease Receivable, net of current portion	Deferred Outflows - ARO	Deferred inflows - leases/SBITAs	Long-term Leases & SBITAs - current portion	Long-term Leases & SBITAs, net of current portion	Asset Retirement and Other Obligations	Deferred Outflows - ARO	Long-term Debt Including Life Income	Total Net Position
6GCTMQ	Advncmnt Gift Holding-Event Related	350																			350
6GCTRF	Athl Turf Field-Phase II Bleachers	41,119																			41,119
6GCWAB	Wiggett Annual Schlrshp in Business	100																			100
6GCWCG	Womens Circle of Giving Sch Payout	2,095																			2,095
6GCWDP	Walter & Dorothy Peterson Schol																				-
6GCWHA	Donald and Carol Wharton Annual Sch	1,500																			1,500
6GCWLS	Women's Leadership Summit	6,551					(240)														6,311
6GCZAM	Craig Dean Zamzow MBA Scholarship	6,515																			6,515
6GFDIN	Dining Program Gifts	500																			500
6GFMKR	Makerspace Gifts - COVID-19	348																			348
6GFTGF	PSU Golf Club Gifts	241																			241
6GFTIX	Title IX Office Gift Fund	150																			150
6GGSCH	PSU Scholarship Support Fund	13,008																			13,008
6GHABB	Baseball Team Gifts	18,447																			18,447
6GHACR	Cross Country Team Gifts	2,471																			2,471
6GHAD1	Athletics-General Alumni Fund	79,928																			79,928
6GHAD2	Women's Athletics Alumni Fund	2,457																			2,457
6GHAFB	Football Team Gifts	31,291																			31,291
6GHAFH	Field Hockey Team Gifts	9,104					(5,123)														3,981
6GHAHS	Men's Ice Hockey Equipment	2,235																			2,235
6GHAIH	Men's Ice Hockey Team Gifts	6,044																			6,044
6GHAMB	Men's Basketball Team Gifts	4,355																			4,355
6GHAML	Men's Lacrosse Team Gifts	2,765																			2,765
6GHAMS	Men's Soccer Team Gifts	19,710																			19,710
6GHASB	Women's Softball Team Gifts	1,010																			1,010
6GHASK	Ski Team Gifts	53,934																			53,934
6GHASW	Swim Team Gifts	12,480																			12,480
6GHATF	Track and Field Team Gifts	6,322					(128)														6,194
6GHATR	Athletics Training Gifts	512																			512
6GHAVB	Women's Volleyball Team Gifts	750					114														864
6GHAWB	Women's Basketball Team Gifts	318																			318
6GHAWH	Women's Ice Hockey Team Gifts	17,523																			17,523
6GHAWL	Women's Lacrosse Team Gifts	3,960																			3,960
6GHAWR	Wrestling Team Gifts	16,499																			16,499
6GHAWS	Women's Soccer Team Gifts	5,337																			5,337
6GHAWT	Women's Tennis Team Gifts	509																			509
6GHCPS	Currier Panther Statue Fund	1,917					(913)														1,004
6GHNSG	Nursing Stethoscope Gifts	2,116																			2,116
6GHWRM	Weight Room Gifts	1,453																			1,453
6GIFRM	Freight Farm Cluster Project Gifts	430																			430
6GJSPN	Spanish Program Gifts	228																			228
6GS220	Domestic Service Trip Gifts	2,490																			2,490
6GS221	Community Service Angel Tree	4,190																			4,190
6GSCMG	Crawford-Martin Opportunity Grants	826																			826
6GSCRD	Career Development & Internship	9,480																			9,480
6GSMAP	MAPS Alumni Annual Scholarship	2,603																			2,603
6GSPCC	Counseling Ctr Hagedorn Lib	1,804																			1,804
6GSPED	PEEPS Gifts	100																			100
6GSRES	Residential Life Gifts	25																			25
6GSSEF	Plymouth Emergency Fund - COVID-19	13,800																			13,800
6GSUPD	University Police Dept Gifts	1,100																			1,100
6GSWCN	Alumni Gifts Women's Center	115																			115
6GT020	Class of 2020 Gifts	160																			160
6GTACS	American Chem Society Stdnt Chapter	1,047																			1,047
6GTAIS	Alpha Iota Sigma Honor Soc Gifts	160																			160
6GTANS	Lillian F Morrissey Annual Schlrshp	4,065																			4,065
6GTBTB	PSU Best Buddies Gifts																				-
6GTCAR	Afro Caribbean Club Gifts	2																			2
6GTCCS	Souza "That I May Serve" Scholarshi	1,100																			1,100
6GTCRU	Campus Crusade Christ Club Gifts	100																			100
6GTENA	ENACTUS	485																			485
6GTESG	Eta Sigma Gamma Honor Society Gifts	1,498																			1,498
6GTFDP	Student Support Foundat Food Pantry	6,797																			6,797
6GTFLM	The Film Club	1,134																			1,134
6GTFRI	PSU Ultimate Frisbee Club Gift																				-
6GTFRN	French Program Gifts	1,028																			1,028
6GTGEO	Geog & Enviro Planning Club Gifts																				-
6GTGRA	Granite Guarantee	2,632																			2,632
6GTGRK	Greek Council Gifts	2,982																			2,982
6GTHAM	Hammocking Club Gifts	142																			142
6GTICS	International Service Trip Gifts	161																			161
6GTITC	PSU Investment Club	18,668																			18,668
6GTKNM	Kelly Nester Memorial Gifts	30																			30
6GTLPE	Lambda Pi Eta Honor Society	4																			4
6GTLTX	Latinx Student Union Gift Fund	301																			301
6GTMAP	MAPS-Marketing Assn PSU-Gifts																				-
6GTMAT	Math Assn. Club Gifts	534																			534
6GTMET	American Meteorological Soc Gifts	1,410																			1,410
6GTMRG	Men's Rugby Gifts	820																			820
6GTMTN	Music Teachers Nat'l Assoc Gifts	98																			98
6GTNIC	Nicaragua Club Gifts	1,572																			1,572
6GTPHC	Public Health Club Gifts	9																			9
6GTRIO	TRIO Club Gifts	2,331																			2,331
6GTRNS	Recreation Sports Gift Fund	250																			250
6GTSAS	Student Accounting Society Gifts	247																			247
6GTSCP	Caring Scoops-Enactus Gifts	1,000																			1,000
6GTSFS	NH Transfer Student Fund	88																			88
6GTSIF	Swipe it Forward	1,071																			1,071
6GTSMC	Sports Management Club Gifts	825																			825
6GTSNA	Student Nursing Association Gifts	24																			24
6GTSSF	PSU Student Support Fund	13,865																			13,865
6GTSWC	Social Work Club Gifts	115																			115
6GTWIS	Wisinski Family Endowed Gift Fund	449																			449
	TOTAL RESTRICTED GIFTS & ENDOWMENT INCOME	3,634,186	-	-	-	-	(70,873)	-	-	-	-						-		-		3,563,313
	SPONSORED RESEARCH & PROGRAMS																				
610014	Mod2&3 Co-Occur High Fluoride Alum		92				(92)														-
610017	Leave No Trace	(1,742)	1,742																		-

PLYMOUTH STATE UNIVERSITY
DETAILED SCHEDULE OF ASSETS, DEFERRED OUTFLOWS, LIABILITIES, AND NET POSITION
BALANCE AT JUNE 30, 2022

Fund	Fund Name	Cash & Investments	Receivables	Prepaid & Other Current Assets	Property, Plant & Equipment	Deferred Inflows & Outflows	Accounts Payable	Deposits & Unearned Revenues	Accrued Employee Benefits	Pension & Post Retirement Medical	Refundable Government Advances	Lease Receivable - current portion	Lease Receivable, net of current portion	Deferred Outflows - ARO	Deferred inflows - leases/SBITAs	Long-term Leases & SBITAs - current portion	Long-term Leases & SBITAs, net of current portion	Asset Retirement and Other Obligations	Deferred Outflows - ARO	Long-term Debt Including Life Income	Total Net Position
610018	Hydrological Research	(335)	475				(140)														-
615000	NSRC Carbon Flux	2,400						(2,400)													-
615001	Nesting Habitat Amer Horseshoe Crab	(23,076)	24,092				(1,016)														-
63C006	NOURISH Arts, Mind, Body																				-
63D001	PSU for Opening Learning Hub Storag		2,000					(2,000)													-
63H001	CCASP	42,171	2,381				(2,381)	(42,171)													-
63T004	Wildlife Vehicle Collision Data	(11,476)	11,476																		-
63Z049	Violence Against WomenAct-CY11																				-
63Z060	From Isolation to Community	2,949	1,851					(4,800)													-
63ZU22	FY22 UNIQUE Annual Allotment	2,375																			2,375
63ZU23	FY23 UNIQUE Annual Allotment	25,920						(25,920)													-
647022	REU:N.E. Collabaorative Atmospheric	(434)	434																		-
647023	Engaging Students In Geosciences	(3,405)	4,195				(790)														-
647024	Collaborative REU Site: NEPARS	(15,094)	26,064				(10,970)														-
647025	Graduate Research Fellowship																				-
64B055	Rate Your Mate & Bowling Green Part	3,000						(3,000)													-
64G088	15-16 VT State Scholarship	1,292																			1,292
64G094	17-18 VT State Grant	3,258																			3,258
64G103	Educ. Tuition Partnership FY19-21	(9,836)	9,836																		-
64G107	Manchester PD ACERT	45,860						(45,860)													-
64G108	FY20 Educ. Tuition Partnership																				-
64G109	20-21 VT State Grant	5,250																			5,250
64G110	20-21 ME State Grant	3,750																			3,750
64G111	Educ. Tuition Partnership FY21-22																				-
64G113	21-22 ME State Grant	(4,375)	4,375																		-
64G114	Critical Time Intervention NH	(15,395)	15,969				(574)														-
64G115	Youth Success Project	(20,958)	23,024				(2,066)														-
64N246	LTER: Hubbard Brook	(3,989)	3,989																		-
64N261	4 Tools Integrated Cluster	545						(545)													-
64N264	Gr. Lakes Region TIGER																				-
64N268	Horseshoe Pond Paleoliminology	(470)	470																		-
64N269	Amoskeag OBC	21,027						(21,027)													-
64N272	Catch My Breath Cohort CVS																				-
64N276	Maps White Mtn	580	2,270					(2,850)													-
64N277	Online Teaching Professional Develo																				-
64N279	Foreign Language Study-Enhance Inst	5,510						(5,510)													-
64N280	NH Human Trafficking Collaborative																				-
64N283	ATVing to NH Economy	31						(31)													-
64N284	YSP: Demo Project Manchester	(15,313)	15,313																		-
64U108	FIRO Phase 2 YR 1	(22,523)	22,523																		-
64U114	INBRE RSTG - FY21	(13,752)	13,752																		-
64U115	NE Big Data Innovation Hub																				-
64U116	The Role of Hexosamine Biosynthesis	178	(178)																		-
64U117	PSU INBRE	(38,920)	40,200				(1,280)														-
64U118	GIS Data Management and Analysis	(20,001)	20,001																		-
64U120	UNH-TRRE	(1,212)	1,212																		-
64U121	Research and Decisions Phase 3	(3,935)	3,935																		-
64U122	Nationwide Eclipse Ballooning Proje	(1,039)	1,039																		-
64ZADJ	PSU P1 Adjustments																				-
64ZPSC	Restricted Rev Adjustment- PSU	120,168	(107,913)					8,323													20,578
65C024	PELI Costshare '10-11	449																			449
65C040	Cost Share NH Human Trafficking	(13,582)																			(13,582)
65C042	Cost Share Maps of the White Mtns	(3,066)																			(3,066)
65C043	Cost Share NASA Space Grant	(10,243)																			(10,243)
65C044	Cost Share Hydrological Research	(131)																			(131)
65C045	Cost Share	(15,567)																			(15,567)
65C047	Cost Share	42,000																			42,000
65Z000	Grant Holding Account																				-
684127	FY15 Federal Workstudy	(2,091)	2,091																		-
684133	FY16 Federal Workstudy	(134)	134																		-
684139	FY17 Federal Workstudy	1,584																			1,584
684143	PASS Grant 2016-2017	70	(70)																		-
684145	FY18 Federal Workstudy	994																			994
684157	FY20 Federal Workstudy	60,888																			60,888
684161	PASS Grant 19-20	(2,208)	2,208																		-
684163	FY21 Federal Workstudy	159,207																			159,207
684166	AY21 Direct Loan Program																				-
684169	PASS Grant	(13,007)	13,007																		-
684171	FY22 PELL	1,587																			1,587
684174	FY22 Federal Work Study	(220,408)	220,408																		-
684184	FY23 Pell	(161)	161																		-
693015	Behavioral Hlth Workforce 20-21																				-
693016	BHWET Pro 2021	(11,061)	12,704				(1,643)														-
69Z009	Development of NBRC Story Map	1,224						(1,224)													-
69Z010	NBRC's Report on Funding Directed	759						(759)													-
	TOTAL SPONSORED RESEARCH & PROGRAMS	36,087	395,262	-	-	-	(20,952)	(149,774)	-	-	-							-	-		260,623
	LOAN FUNDS																				
6LF610	PSU Perkins Student Loan Fund	267,833	593,236								(696,777)										164,292
6LF641	PSU Faculty Loan Fund	12,378																			12,378
6LF661	Lillian G Worcester Loan	64,521	6,034																		70,555
	TOTAL LOAN FUNDS	344,732	599,270	-	-	-	-	-	-	-	(696,777)							-	-		247,225
	ENDOWMENT & SIMILAR FUNDS																				
6M0001	Bertha H. Fauver Char Gift Annuity	6,801					(907)												(539)		5,355
6M0002	Wm&Christy Belvin Char Gft Annuity	27,854					(897)											(13,377)			13,580
6QC001	PSU Student Activity Endowment	622,270																			622,270
6QC002	HPER Alumni Merit Scholarship	17,647																			17,647
6QC003	Cindy Kilzen Award	7,832																			7,832
6QC004	New Hampshire Transfer Student Fund	52,306																			52,306
6QC005	Roberta T Bartlett Art Scholarship	61,949																			61,949
6QC006	Roberta T Bartlett Music Schol	61,949																			61,949
6QC007	AllWell Ice Arena Quasi-endmt Fund	5,383,464																			5,383,464
6QC008	2011 Campus Community Leader Schl	147,452																			147,452
6QC009	John P& June Estelle Ryan Lewis '44	66,524																			66,524
6QC010	Norton Bagley '41 Library Endowment	29,083																			29,083
6QC011	Barbara Rousseau Quasi Endowed	171,004																			171,004
6TC001	Ann L Wharton Scholar Endow	42,152																			42,152

PLYMOUTH STATE UNIVERSITY
DETAILED SCHEDULE OF ASSETS, DEFERRED OUTFLOWS, LIABILITIES, AND NET POSITION
BALANCE AT JUNE 30, 2022

Fund	Fund Name	Cash & Investments	Receivables	Prepaid & Other Current Assets	Property, Plant & Equipment	Deferred Inflows & Outflows	Accounts Payable	Deposits & Unearned Revenues	Accrued Employee Benefits	Pension & Post Retirement Medical	Refundable Government Advances	Lease Receivable - current portion	Lease Receivable, net of current portion	Deferred Outflows - ARO	Deferred inflows - leases/SBITAs	Long-term Leases & SBITAs - current portion	Long-term Leases & SBITAs, net of current portion	Asset Retirement and Other Obligations	Deferred Outflows - ARO	Long-term Debt Including Life Income	Total Net Position
6TC002	Beatrice Hodgdon Award-Class of '44	49,091																			49,091
6TC003	Paul E Arold Mem Scholar	74,238																			74,238
6TC004	PSU Class of 1937	69,860																			69,860
6TC005	Class of 1941 Emergency Fund	42,144																			42,144
6TC006	Scott Descoteaux Scholr Fund	36,806																			36,806
6TC007	Donna Ford Fund	8,642																			8,642
6TC008	Lillian Groux Mattoon Memorial	41,942																			41,942
6TC010	Art Dept (PSU)	29,158																			29,158
6TC011	Madie W. Barrett	77,590																			77,590
6TC012	Robert L. Boyd	3,889																			3,889
6TC013	Class of 1946 (PSU)	89,312																			89,312
6TC014	Class of 1957 (PSU)	19,214																			19,214
6TC015	Citizens Bank Endowed Scholars	48,485																			48,485
6TC016	Marie Connelly	31,972																			31,972
6TC017	Charles L. Currier Mememorial	30,107																			30,107
6TC018	William C. & Helen C. Gray	51,486																			51,486
6TC019	Myrtle Grover Endowment	136,440																			136,440
6TC020	Hartman/Kelly Scholarship	9,993																			9,993
6TC021	James & Nancy Hogan Endowed Fund	61,506																			61,506
6TC022	Gary David Johnson Mem. Sch.	35,741																			35,741
6TC023	Irving Willard Jones Mem Fund	97,844																			97,844
6TC024	Margaret 'Peg' Rock Kenyon	25,889																			25,889
6TC025	Emma Paulsen Knapp '17 Schola	14,559																			14,559
6TC026	Hazel Balch Moore	80,115																			80,115
6TC027	Isabelle Murray Scholarship	10,434																			10,434
6TC028	Barbara Boyce Oaks	121,321																			121,321
6TC029	John F. Ozog Mem.	47,749																			47,749
6TC030	PSU AA Scholarship Fund	253,089																			253,089
6TC031	PSU Math Dept. Fund	9,960																			9,960
6TC032	Bernice Goodwin Spaulding	19,370																			19,370
6TC033	Blanche Colby Stacy Fund	94,754																			94,754
6TC034	Harry Preble Swett	50,736																			50,736
6TC035	Roi M White	55,931																			55,931
6TC036	Dorothy E. Whiting	14,089																			14,089
6TC037	Clarice Clark Parker Award	2,559																			2,559
6TC038	Aauw Non-Traditional Student	23,081																			23,081
6TC039	Robert J. Doherty '86 Scholars	13,674																			13,674
6TC040	David 'Tuck' Grierson Memorial	15,734																			15,734
6TC041	John V. Defortis '77 Schshp	17,271																			17,271
6TC042	Barbara S Dearborn	65,663																			65,663
6TC043	Brennan Hart Memorial Fund	144,281																			144,281
6TC044	Hamilton, James Scholarship	2,127																			2,127
6TC045	Ella O Keene Scholarship Fund	201,642																			201,642
6TC046	Catherine & Kirk Middlekauf	20,462																			20,462
6TC047	Emma Yeaton Wheeler Scholarship	42,159																			42,159
6TC048	Lydia Briggs Endowment	11,360																			11,360
6TC049	Geneva M Smith Endowed Schol	156,968																			156,968
6TC050	Ola Hubbard Scholarship	746,649																			746,649
6TC051	Jessie Barnes Metcalf Endowmen	30,165																			30,165
6TC052	William L Taylor Memorial Fund	25,058																			25,058
6TC053	Jeanette & Richard Collins End	163,507																			163,507
6TC054	John V. Miller Jr. Endowment Fund	21,876																			21,876
6TC055	Carole Anne Soucie Mem Endow	13,348																			13,348
6TC056	M Shine Bateman Mem Schlrshp	54,410																			54,410
6TC057	Regina Thornton Mem Schol	11,414																			11,414
6TC058	Karl Drerup Art Scholarship	71,356																			71,356
6TC059	Norton R Bagley Scholarship	146,492																			146,492
6TC060	H B Barton Memorial Scholarsh	19,942																			19,942
6TC062	Sally Boland Memorial Schol	17,908																			17,908
6TC063	John L Daly Scholarship Fund	28,548																			28,548
6TC064	Harold E Hyde Endowed Schol	87,165																			87,165
6TC065	C E Brown-Applied Comp Sci Sch	105,326																			105,326
6TC066	John K Walsh Scholarship Fund	23,210																			23,210
6TC067	Collins Challenge Endowment	19,456																			19,456
6TC068	William S Belvin Endow Schol	61,016																			61,016
6TC071	Class of 1952 Gifts	172,998																			172,998
6TC072	Grappone Granite State Scholars	84,321																			84,321
6TC073	Elaine Gail Vaillant Brown Schl-End	107,890																			107,890
6TC074	Morgridge Family Internship Fund	79,924																			79,924
6TC075	Barbara Willey '37 Endowment Fund	176,162																			176,162
6TC076	N Hopkins '37 & M Hopkins '37 Scho	24,039																			24,039
6TC078	Larry K & Dawn Ray Haynes Schol Fun	34,724																			34,724
6TC079	Class of 1962 Scholarship Endowment	70,711																			70,711
6TC080	Raise the Curtain Endowment Fund	44,869																			44,869
6TC081	Barry M Ross '73 Scholarship Fund	57,533																			57,533
6TC082	Class of 1951 Endowment	14,556																			14,556
6TC084	Doris Dean Palmer '30 Endowed Schol	18,612																			18,612
6TC085	Switzer Fund History Prize Endowmen	38,171																			38,171
6TC086	Student Affairs Scholarship Endowmt	19,792																			19,792
6TC087	Harold C & Martha Zehr Endowment	25,470																			25,470
6TC088	Graduate Research Fund Endowment	20,839																			20,839
6TC089	Jane E. Babin Scholarship Fund	23,610																			23,610
6TC090	Trevorrow Fund for Library Interns	101,704																			101,704
6TC091	Heritage Society Endowment	61,797																			61,797
6TC092	Morgridge Opportunity Scholarship	1,101,518																			1,101,518
6TC093	Debra Underwood Endowed Scholarship	63,169																			63,169
6TC094	Merilee Phillips Accounting Endowme	10,686																			10,686
6TC095	Donald P. Wharton Endowment	48,430																			48,430
6TC096	Michelle Morse Mem Schol Endowmnt	45,087																			45,087
6TC098	Hanaway Endowmnt for the Perf Arts	109,722																			109,722
6TC099	Mehmet & Sepril Canlar Endow Schol	8,375																			8,375
6TC100	Eastman-PMK/TKE Schol Endmt	38,595																			38,595
6TC101	Ruth Birch Marzec '48 Schl End	364,992																			364,992
6TC102	James W Tethers Endowed Schol	17,334																			17,334
6TC103	J Philip & Eva M Duguay Schol	17,181																			17,181
6TC104	Stevens-Bristow Professorship	111,290																			111,290
6TC105	Imagine A Way Schol Endowment	58,175																			58,175
6TC106	Wixson Endowed Prof of Math	59,438																			59,438
6TC107	Eugene & Joan Savage Edu Award	77,331																			77,331

PLYMOUTH STATE UNIVERSITY
DETAILED SCHEDULE OF ASSETS, DEFERRED OUTFLOWS, LIABILITIES, AND NET POSITION
BALANCE AT JUNE 30, 2022

Fund	Fund Name	Cash & Investments	Receivables	Prepaid & Other Current Assets	Property, Plant & Equipment	Deferred Inflows & Outflows	Accounts Payable	Deposits & Unearned Revenues	Accrued Employee Benefits	Pension & Post Retirement Medical	Refundable Government Advances	Lease Receivable - current portion	Lease Receivable, net of current portion	Deferred Outflows - ARO	Deferred inflows - leases/SBITAs	Long-term Leases & SBITAs - current portion	Long-term Leases & SBITAs, net of current portion	Asset Retirement and Other Obligations	Deferred Outflows - ARO	Long-term Debt Including Life Income	Total Net Position
6TC108	Patricia Stips Lamson Library End	96,230																			96,230
6TC109	Patricia Stips Scholarship Endowmnt	191,451																			191,451
6TC110	Forrest M & Opal M Steen Schol	17,053																			17,053
6TC111	B Dearborn Endowed Art Schol	38,408																			38,408
6TC112	Mary Campbell Staff Schol Endowment	66,042																			66,042
6TC115	Gary K Richey Endowed Schol	13,693																			13,693
6TC116	George & Helen Koehler Endowed Fund	33,543																			33,543
6TC117	Janet Sanford Kelliher Endowed Schl	66,021																			66,021
6TC118	Kent Criminal Justice Spirit Award	13,810																			13,810
6TC119	Lovett Fund for Ctr for the Envir	23,473																			23,473
6TC120	Dennise Maslakowski Grad Ed Schol	109,374																			109,374
6TC121	Mary Rita Hyde '62 Mem Schol	28,067																			28,067
6TC122	Meg Petersen Endowed Scholarship	40,264																			40,264
6TC123	Hage-Diversity & Intern'l Initiativ	49,971																			49,971
6TC124	Trimpi Endwmnt-Perf Study Talent Gr	161,253																			161,253
6TC125	Matthew S Budrow '06 Mem End Schol	61,607																			61,607
6TC126	Richardson '13 Captain's Chall Schl	207,543																			207,543
6TC127	Helen Abbott '39 Prfshp Envir Stud	198,849																			198,849
6TC128	Norman '37 & Cecile Demers Schol	66,524																			66,524
6TC129	Supporting Our Stdnts Faculty Schol	75,846																			75,846
6TC130	Marrapese Keep NH Lakes Clear Schol	46,675																			46,675
6TC131	Sharon R Parish Mem Schol	66,515																			66,515
6TC132	Bernier Athletic Training Scholrshp	29,400																			29,400
6TC133	Schlesinger Mem Schol in Poli Sci	51,807																			51,807
6TC134	Mark E. Bates '75 Meml Schol	253,955																			253,955
6TC135	McCabe Leadership Scholarship Fund	28,928																			28,928
6TC136	Robert & Margot Swift Endowed Schol	85,866																			85,866
6TC137	Wiggett Family Student Support Endw	12,714																			12,714
6TC138	Estes German Study Abroad Schol	32,144																			32,144
6TC139	Carleton Parish Social Science Sch	28,265																			28,265
6TC140	UNIQUE Endowment Alloc Plan-PSU	15,354,368																			15,354,368
6TC141	Estes Endowed Mathematics Schol	60,431																			60,431
6TC142	Burton '62 Public Service Schol	53,921																			53,921
6TC143	Thurston-Cheney Performing Arts	34,372																			34,372
6TC144	Reverend Sidney Lovett Scholarship	151,194																			151,194
6TC145	Louise McCormack Endowed Fund	14,077																			14,077
6TC146	Jonathan & Cornelia Hall Endow Schl	112,248																			112,248
6TC147	CGSB Award Endowment Fund	110,705																			110,705
6TC148	Kathleen Arecchi Memorial Scholar	41,275																			41,275
6TC149	Kelsey North Country Scholars Endow	332,281																			332,281
6TC150	The Fischler Family Scholars Endowm	33,991																			33,991
6TC151	Holmes-Pattee-Haggart Family Schola	828,443																			828,443
6TC153	Marjorie Stokes Environ Scholarship	12,669																			12,669
6TC154	Holmes-Pattee-Haggart Family Endowm	828,442																			828,442
6TC155	The McLane Family Fellowship	244,414																			244,414
6TC156	Ellen Morin '52 Endowment	17,046																			17,046
6TC157	Plant Endowed Nursing Scholarship	33,664																			33,664
6TC159	Henry and Ethel Vittum Scholarship	52,813																			52,813
6TC162	Joseph & Gail White Graduate Fellow	159,882																			159,882
6TC163	The Bonnie & Charles Still Scholars	32,960																			32,960
6TC164	Zachary Frank Memorial Endowed Scho	29,029																			29,029
6TC165	Gary & Elizabeth Lowe End Schlrshp	43,657																			43,657
6TC166	Steve Vaillancourt Endowed Fund	6,878																			6,878
6TC167	Joseph McCaffrey Endowed Fund	28,850																			28,850
6TC168	Bette De Rocher '61 Endowed Fund	11,101																			11,101
6TC169	David & Martha Talbot Endowed Schol	46,767																			46,767
6TC170	Ryan Chadwick Endowed Scholarship	26,152																			26,152
6TC171	Nancy & Thomas Gravina Endowed Scho	61,538																			61,538
6TC172	Mary E Campbell '91 Schl Endowment	30,228																			30,228
6TC173	Dr Millard Thomson Endow Piano Fund	26,314																			26,314
6TC174	Womens Circle of Giving Endowed Sch	42,146																			42,146
6TC175	Colin Graham Schol Endowed Fund	23,367																			23,367
6TC176	ECheney Studio Theatre Endowed Fund	30,161																			30,161
6TC177	Craig Souza Endowed Professorship	46,931																			46,931
6TC178	Jay Moskowitz Endow Art Music Schol	23,989																			23,989
6TC179	FPS Kappa Delta Phi Endowed Schol	32,991																			32,991
6TC180	Garnsey Family Endowed Scholarship	23,465																			23,465
6TC181	Class of '63 Panther Scholarship	23,753																			23,753
6TC182	Diehl Memorial Endowed Scholarship	33,340																			33,340
6TC183	PSU Nursing Endowed Scholarship	21,978																			21,978
6TC185	Stevens Endowed Scholarship Fund	39,562																			39,562
6TC186	Worthen Vascak Endowed Scholarship	21,924																			21,924
6TC187	Wisinski Family Endowed Scholarship	22,192																			22,192
6TC188	Dearborn & May Endowed Scholarship	21,450																			21,450
	TOTAL ENDOWMENT & SIMILAR FUNDS	35,636,865	-	-	-	-	(1,804)	-	-	-	-							(13,377)	-	(539)	35,621,145
	PLANT FUNDS																				
6N0ADJ	PSU Net Invested in Plant Adjust				(450,000)																(450,000)
6NG001	PSU Net Invested in Plant				176,100,094													(811,200)	10,303		175,299,197
6NG002	PSU Equipment				3,545,270																3,545,270
6NG007	2001 HEFA DEBT	(8)																		(5,199,641)	(5,199,649)
6NG009	2001R HEFA DEBT	(3)																		(1,287,326)	(1,287,329)
6NG013	2006B-2 HEFA DEBT	3																		(8,686,103)	(8,686,100)
6NG015	2005A HEFA DEBT																			(10,230,716)	(10,230,716)
6NG023	2006 HEFA Debt	3																		(12,042,084)	(12,042,081)
6NG050	PSU Leases and SBITAs				91,738		(304)					188,301	1,764,549		(1,932,418)	(68,251)	(35,038)				8,577
6NG09A	2009A HEFA DEBT	(4)																		(12,428,679)	(12,428,683)
6NG15A	PSU 2015A HEFA Debt																			(7,548,184)	(7,548,184)
6NG16A	PSU 2016A HEFA Debt																			(30,335,701)	(30,335,701)
6X0ADJ	PSU Unexpended Plant Adjustments																				-
6XB050	Facilities Repair & Adaption	5,127,622					(122,909)														5,004,713
6XB179	Safety/Environmental	219,347					(184,600)														34,747
6XB291	Facilities Deferred Maintenance	9,146,772					(157,782)														8,988,990
6XB325	Merrill Place Res Hall																				-
6XB331	Smith Hall Renovation																				-
6XB336	Episcopal Church Renovation	12																			12
6XB338	Dining Program - Phase I SU '19	92,591																			92,591
6XB339	Turf Phase I - Field & Lights	322,624																			322,624
6XB343	Holderness Pump Station	117,612																			117,612
6XB346	D & M Air Conditioning - 4th Floor	10,298																			10,298

PLYMOUTH STATE UNIVERSITY
DETAILED SCHEDULE OF ASSETS, DEFERRED OUTFLOWS, LIABILITIES, AND NET POSITION
BALANCE AT JUNE 30, 2022

Fund	Fund Name	Cash & Investments	Receivables	Prepaid & Other Current Assets	Property, Plant & Equipment	Deferred Inflows & Outflows	Accounts Payable	Deposits & Unearned Revenues	Accrued Employee Benefits	Pension & Post Retirement Medical	Refundable Government Advances	Lease Receivable - current portion	Lease Receivable, net of current portion	Deferred Outflows - ARO	Deferred inflows - leases/SBITAs	Long-term Leases & SBITAs - current portion	Long-term Leases & SBITAs, net of current portion	Asset Retirement and Other Obligations	Deferred Outflows - ARO	Long-term Debt Including Life Income	Total Net Position
6XB347	Allwell North Floor Replacement																				-
6XB348	D & M 1st Floor Timber Pile Repair	2,393																			2,393
6XB349	Boyd Roof Replacement	61,082																			61,082
6XB350	D&M 4th Fl Electr.Tech&Robotics Lab	184,804					(54,582)														130,222
6XB351	ALLWell No Phase III-Strength&Cond	593,914					(593,914)														-
6XB352	D&M Fire Alarm Replacement	206,300																			206,300
6XB354	Pemi Hall Upgrades	31,360					(31,360)														-
6XF001	Energy Conservation Projects	29,370																			29,370
6XF006	Purchase Of Property - PSU	188,268																			188,268
6XF024	ITS Networking Projects	576,083																			576,083
6XF031	Ice Arena Repair & Renovation	1,203,685					(9,109)														1,194,576
6XF038	PSU CNG Project	48,217																			48,217
	TOTAL PLANT FUNDS	18,162,345	-	-	179,287,102	-	(1,154,560)	-	-	-	-							(811,200)		(87,758,434)	107,652,699
TOTAL PLYMOUTH STATE UNIVERSITY		**$ 73,664,309**	**1,950,074**	**610,606**	**179,287,102**	**581,260**	**(3,028,947)**	**(7,013,642)**	**(3,430,337)**	**(9,893,020)**	**(696,777)**							**(824,577)**		**(87,758,973)**	**143,374,524**

KEENE STATE COLLEGE
DETAILED SCHEDULE OF ASSETS, DEFERRED OUTFLOWS, LIABILITIES, AND NET POSITION
BALANCE AT JUNE 30, 2022

Fund	Fund Name	Cash & Investments	Receivables	Prepaid & Other Current Assets	Property, Plant & Equipment	Deferred Inflows & Outflows	Accounts Payable	Deposits & Unearned Revenues	Accrued Employee Benefits	Pension & Post Retirement Medical	Lease Receivable - current portion	Lease Receivable, net of current portion	Deferred Outflows - ARO	Deferred inflows - leases/SBITAs	Leases & SBITAs - current portion	Refundable Government Advances	Asset Retirement and Other Obligations	Long-term Debt Including Life Income	Long-term Leases & SBITAs, net of current portion	Deferred Outflows -ARO	Total Net Position
	GENERAL OPERATING & OTHER UNRESTRICTED FUNDS																				
5A0PPD	Keene Auxiliary Prepaid Expenses	$ (11,929)		14,200			(2,271)														-
5AG106	Other Postemployment Bnft (OPEB)					26,048				(501,407)											(475,359)
5U0000	Keene General Operating	(21,968,529)	360,395	28,530			(994,703)	(2,749,910)	(1,922,829)												(27,247,046)
5U0ADJ	KSC Unrestricted Adjustments	623,731	(73,783)					73,783													623,731
5U0PPD	Keene General Prepaid Expenses	(429,191)		429,191																	-
5WG106	Other Postemployment Bnft (OPEB)					443,955				(8,546,050)											(8,102,095)
	TOTAL GENERAL OPERATING & OTHER UNRESTRICTED FUNDS	(21,785,918)	286,612	471,921	-	470,003	(996,974)	(2,676,127)	(1,922,829)	(9,047,457)						-	-	-		-	(35,200,769)
	INTERNALLY DESIGNATED																				
5D00NC	KSC E&G non-capital R&R	65,960					(65,960)														-
5D0ADJ	KSC Int Desig Adjustments	(1,944,500)																			(1,944,500)
5DA101	VPAA Indirect	758,427					(649)														757,778
5DA103	Academic Affairs Symposia Fund	28,496																			28,496
5DA104	Faculty Development	163,645					(8,734)														154,911
5DA105	Student Development																				-
5DA107	Writing Task Force	3,412																			3,412
5DA108	Academic Enrichment Program	114,996					(2,275)														112,721
5DA110	Global Education Office (GEO)	243,998					500	(14,320)													230,178
5DA111	Ecuadorian	841																			841
5DA112	Wolverhaven Exchange Program	255																			255
5DA113	Continuing Ed Designated	298,873					(3,390)	(51,400)													244,083
5DA114	National Science Foundation Cost	8,480																			8,480
5DA115	Resource25 Event	3,780																			3,780
5DA116	Honor's Program Trip - A	18,242																			18,242
5DA117	Honor's Program Trip - B	2,782																			2,782
5DA118	Grants Office Indirect Recoveries	204,751																			204,751
5DA119	NH DOE Statewide Educators Conf	1,218																			1,218
5DA122	Goodell Schl for Ed. & Student Trav	3,492																			3,492
5DA123	Center for Creative Inquiry	3,290																			3,290
5DA124	Continuing Ed-OSHA	137,843					(4,813)	(133,030)													-
5DD001	Goodell Schl for Ed. & Student Trav	2																			2
5DE101	President Support	1,251					(415)														836
5DE102	Commission on Status of Women	14,384																			14,384
5DE103	Hazel S. Hamilton Endow Payout	29,841																			29,841
5DE200	Advancement - Internally Designated	220,050					(4,752)														215,298
5DE201	Advancement Unrestricted Gifts	210,506																			210,506
5DE202	Alumni Designated Fund	108,527																			108,527
5DE203	Alumni Center Facility	9,540																			9,540
5DE205	Centennial Campus Community	23																			23
5DE206	Family/Parent Relations																				-
5DE207	Development-Secure Financial Future	18,181					(9,090)														9,091
5DE208	Esther A Moreau '32 Memorial Alum	239																			239
5DE209	KSC Parent & Family Services	2,587																			2,587
5DE210	Morin, Ellen Strategic Gift Fund	125,116																			125,116
5DF100	Finance & Planning Internally Desig	(33,718)	33,718																		-
5DF101	Faculty Enrichment	14,183																			14,183
5DF102	NE Association of A.P.P.A.	198																			198
5DF104	Student Union Accounting	538																			538
5DF108	One Card Project																				-
5DF111	IT Replacement Equipment	73,569					(51,790)														21,779
5DF114	Institutional Research	3,396																			3,396
5DF116	Covid 19 - Cleaning	215,007					(50,045)														164,962
5DG100	Covid 19 - Facility Modifications	437,370	7,171				(7,171)														437,370
5DG21A	Covid 19 - Other Program Support	(160,108)																			(160,108)
5DG21B	Covid 19 - PPE	(133,424)																			(133,424)
5DG21C	Covid 19 - Tracing & Testing	(751)																			(751)
5DG21D	Covid 19 - Signage and Safety	(359,879)					(33)														(359,912)
5DG21F	Covid 19 - Waste Water Testing	(82,176)																			(82,176)
5DG21H	Covid 19 - URI Trailer	(9,611,975)					(415,427)														(10,027,402)
5DG21I	Covid 19 - Signage and Safety	(13,057)																			(13,057)
5DG21J	Covid 19 - Waste Water Testing	(147,069)																			(147,069)
5DG21K	CERP-COVID Enhanced Retirement KSC	(270,388)																			(270,388)
5DGERP	KSC IFB Borrowing	2,605,756							(2,605,756)												-
5DGESP	CESP-COVID Enhanced Separation KSC	3,086,054							(3,086,054)												-
5DGHIF	KSC Health Initiatives Fund	198,168																			198,168
5DGIFB	KSC IFB Balances	(588,437)																			(588,437)
5DGINV	KSC Inventories Designated			5,207																	5,207
5DGISP	CISP-COVID Invol Severance Pol KSC	(108,810)							(95,747)												(204,557)
5DGSTF	KSC Separation Fund	252,627							(193,885)												58,742
5DH100	Theatre & Dance Designated Fund	13,683																			13,683
5DH101	Arts & Humanities Indirect Cost	13,123																			13,123
5DH102	Music Performance	15,802					(3,760)														12,042
5DH104	Arts Center Presenting Series	602																			602
5DH105	Elderhostel	507,696																			507,696
5DH107	Jonathan Daniels	1,096																			1,096
5DH108	KSC Film	9																			9
5DH109	Thorne Art Gallery Designated	5,818																			5,818
5DH112	Holocaust Studies Field Trips	3,340																			3,340
5DH113	New England ACDFA Regional Conf	4,901																			4,901
5DH115	Professional Enhance Carry Fwd-A&H	224,077					(117)														223,960
5DH117	Film Studies Production Class 2	1																			1
5DH118	Film Studies Production Class 3	17																			17
5DH119	Musical Instrument Replacement Fund	17,473					(3,721)														13,752
5DH120	Film Studies Production Class 4	77																			77
5DH124	Fundraising-mens soccer	2,962																			2,962
5DJ101	NCAA Athletics/Recreation	49,775					(8,725)														41,050
5DJ104	Athletics Fundraising Generic	1,588																			1,588
5DJ105	Fundraising-swim team	26,580		11,400																	37,980
5DJ106	Fundraising-mens basketball																				-
5DJ107	Fundraising-mens baseball	23,477					(210)														23,267
5DJ108	Fundraising-mens soccer	3,766						(200)													3,566
5DJ109	Fundraising-womens basketball	3,359																			3,359
5DJ110	Fundraising-field hockey	2,140																			2,140
5DJ111	Fundraising-womens soccer	15,092						(800)													14,292
5DJ112	Fundraising-womens softball	25,355																			25,355
5DJ113	Fundraising mens cross country	1,966																			1,966
5DJ116	Fundraising-men's lacrosse	119																			119
5DJ117	Fundraising-women's volleyball	273																			273
5DJ118	Fundraising-women's lacrosse	63																			63

KEENE STATE COLLEGE
DETAILED SCHEDULE OF ASSETS, DEFERRED OUTFLOWS, LIABILITIES, AND NET POSITION
BALANCE AT JUNE 30, 2022

Fund	Fund Name	Cash & Investments	Receivables	Prepaid & Other Current Assets	Property, Plant & Equipment	Deferred Inflows & Outflows	Accounts Payable	Deposits & Unearned Revenues	Accrued Employee Benefits	Pension & Post Retirement Medical	Lease Receivable - current portion	Lease Receivable, net of current portion	Deferred Outflows - ARO	Deferred inflows - leases/SBITAs	Leases & SBITAs - current portion	Refundable Government Advances	Asset Retirement and Other Obligations	Long-term Debt Including Life Income	Long-term Leases & SBITAs, net of current portion	Deferred Outflows -ARO	Total Net Position
5DJ120	Athletics Sports Camps	83,008						(74,601)													8,407
5DJ121	Camp-Basketball	42,974						(41,690)													1,284
5DJ122	Sports Camp-Cross Country	1,165																			1,165
5DJ123	Manufacturing Enterprise Class	26,036					(277)	(11,220)													14,539
5DJ124	Diet Internship	49,530																			49,530
5DJ125	Fundraising-cheerleading	614																			614
5DL100	Library Ind. Cost Distrib Int. Desi	2,500																			2,500
5DL115	Professional Enhance Carry Fwd-Lib	16,179																			16,179
5DP100	Professional Studies-Int Designated	1,109																			1,109
5DP101	Professional Studies Indirect Cost	138,513																			138,513
5DP102	Manufacturing Enterprise Class	250																			250
5DP109	Children's Literature Festival	33,137																			33,137
5DP110	Story Telling Conference	976																			976
5DP111	Summer Institutes (CUFS 1573)	1,565																			1,565
5DP113	Diverse Voices	10,462																			10,462
5DP114	Biodiesel Study Project	5,435																			5,435
5DP116	Public Health Indirect Cost	2,645																			2,645
5DP117	Biodiesel Operations	100,540																			100,540
5DP118	SouthWest Center at KSC	135,534																			135,534
5DP119	KSC Nursing Program	23,538																			23,538
5DP122	Early Sprouts Garden Nutrition Prog	40,577																			40,577
5DP123	NH Workwise OSHA NON-21(d)	4,436																			4,436
5DP124	Education Indirect Cost	4,757																			4,757
5DP125	Public Health Indirect Cost	815																			815
5DP126	Sustainable Product Design & Innov	3,737																			3,737
5DR100	Student Affairs-Int Designated	111,493																			111,493
5DR101	Pepsi Partnership	495,442						(70,000)													425,442
5DR103	Enrollment Planning	4,644																			4,644
5DR201	HMS & Judicial System Project	28,223																			28,223
5DR301	Student Center	180																			180
5DR302	KSC Student Activity Fee	1,577,206																			1,577,206
5DR303	Phi Alpha Theta	24,519																			24,519
5DR304	Student Activities-Equinox	44,454					(4)														44,450
5DR401	Delta Mu Delta	2,434																			2,434
5DR403	Gamma Theta Upsilon	643																			643
5DR404	Kappa Delta Pi	921																			921
5DR405	Kappa Mu Epsilon	819																			819
5DR406	Omicron Delta Epsilon	208																			208
5DR407	Phi Alpha Theta	79																			79
5DR409	Phi Delta Phi	192																			192
5DR411	Phi Sigma Iota	132																			132
5DR412	Psi Chi	1,447																			1,447
5DR413	Rho Sigma Kappa	686																			686
5DR415	Sigma Tau Delta	689																			689
5DR416	Inter-Fraternity Council	1,844																			1,844
5DR417	Panhellenic	4,912																			4,912
5DR418	Comm Service Int'l Service Programs	113																			113
5DR420	Nat'l Society of Collegiate Scholar	515																			515
5DR421	Counseling Center Indirect Cost	227																			227
5DR422	Upsilon Pi Epsilon	18																			18
5DR423	Alpha Kappa Delta	61																			61
5DR425	Order of Omega	387																			387
5DR426	Pi Sigma Alpha - Poli Sci Honor Soc	275																			275
5DR427	Zeta Chi Rho	1,711																			1,711
5DR428	Alpha Psi Omega	2,014																			2,014
5DR429	Counseling Center Indirect Cost	1,174																			1,174
5DRLNC	Community Living - Non Capital Proj	112,878					(48,293)														64,585
5DS100	Sciences-Int Designated	34,319																			34,319
5DS101	Sciences Indirect Cost	428,920																			428,920
5DS102	Geography Field Trips	19																			19
5DS103	Cartography	6,147																			6,147
5DS105	Small Business Institute CUFS 1577	4,093																			4,093
5DS108	Geographic Alliance	56,848																			56,848
5DS110	Stable Isotope and Spectromety	14,532																			14,532
5DS111	Computer Science Indirects	1,741																			1,741
5DS114	Biology Field Trips	191																			191
5DS115	Professional Enhance Carry Fwd-Sci	393,296																			393,296
5DS116	NE Intercollegiate Geological Conf	3,670																			3,670
5DS117	Psychology Indirect Cost	8,028																			8,028
5DS118	Biology Indirect Cost	23,464																			23,464
5DS119	Chemistry Indirect Cost	2,765																			2,765
5DS120	Environmental Studies Indirect Cost	4,895																			4,895
5DS122	Computer Science Indirects	946																			946
5DS123	CTE Programming	4,251																			4,251
5DS124	Safety Career Fair	11,782																			11,782
5DT100	Central Stores-Designated	7,507																			7,507
5DT102	KSC ROCKS Fund	9,331																			9,331
	TOTAL INTERNALLY DESIGNATED	1,367,149	40,889	16,607	-	-	(689,151)	(397,261)	(5,981,442)	-	-	-	-	-	-	-	-	-	-	-	(5,643,209)
	AUXILIARY																				
5A0ADJ	KSC Auxiliary Adjutments	64,586																			64,586
5AA101	SPUR	76,210																			76,210
5AA102	Continuing Ed-OSHA	1,653,628					(9,501)	(28,616)													1,615,511
5AA104	Link Program	(5,430)		34,979			(353)														29,196
5AA105	Arts Center Facility	101,929					(2,509)														99,420
5AA110	Art Center Rental Tickets	1,949					(1,290)														659
5AF103	Bookstore	1,085,052						(18,796)													1,066,256
5AF105	Owl Card Operations	126,217					(314)	(25,261)													100,642
5AJ100	Intramural Recreation	2,191,288																			2,191,288
5AR101	Parking & Shuttle Services	737,708	17,000				(13,920)														740,788
5AR102	Student Center	2,048,317					(6,662)	(63,535)													1,978,120
5AR103	Food Court Facility Use	4,670																			4,670
5AR104	College Camp Operations	144,614					(466)	(3,500)													140,648
5AR105	Facility Rental (Non-Gym)	19,000																			19,000
5AR106	Student Conduct Fines	473,372																			473,372
5AR107	Conference Services	(47,767)	79,044				(31,277)														-
5AR200	Residence Life	2,609,719					(86,178)														2,523,541
5AR217	Dining	2,591,427	500,000				(162,905)	(1,663,866)													1,264,656
5AR300	Center for Health and Wellness	268,085					(38,977)	(12,263)													216,845
5AR301	Counseling Center	32,007						(10,625)													21,382

KEENE STATE COLLEGE
DETAILED SCHEDULE OF ASSETS, DEFERRED OUTFLOWS, LIABILITIES, AND NET POSITION
BALANCE AT JUNE 30, 2022

Fund	Fund Name	Cash & Investments	Receivables	Prepaid & Other Current Assets	Property, Plant & Equipment	Deferred Inflows & Outflows	Accounts Payable	Deposits & Unearned Revenues	Accrued Employee Benefits	Pension & Post Retirement Medical	Lease Receivable - current portion	Lease Receivable, net of current portion	Deferred Outflows - ARO	Deferred inflows - leases/SBITAs	Leases & SBITAs - current portion	Refundable Government Advances	Asset Retirement and Other Obligations	Long-term Debt Including Life Income	Long-term Leases & SBITAs, net of current portion	Deferred Outflows -ARO	Total Net Position
	TOTAL AUXILIARY	14,176,581	596,044	34,979	-	-	(354,352)	(1,826,462)	-	-	-	-	-	-	-	-	-	-	-	-	12,626,790
	RESTRICTED GIFTS & ENDOWMENT INCOME																				
5G0ADJ	KSC Restricted Gift Adjustments	16,326	93,774																		110,100
5G0HST	Old Gifts--Convert Only	25																			25
5GA101	Academic Affairs Generic Gifts	3,726																			3,726
5GA102	Sidore Series	6,750																			6,750
5GA103	Kristallnacht Gift	202																			202
5GA105	Career Service Coop Gift	38,226					(5,500)														32,726
5GA106	Nat'l and Internat'l Exchange Gift	1,764																			1,764
5GA107	Ewing World Affairs Payout	18,052																			18,052
5GA109	Adult Learners Services Gift Fund	2,395																			2,395
5GA110	Continuing Ed Conference Fund	5																			5
5GA112	White/von Sell Fellowshp for Clergy	6,058																			6,058
5GA114	CCHS Holocaust Museum Trip Gift Fun	6,247																			6,247
5GA115	Academic Service-Learning Initiativ	27,268																			27,268
5GA116	Honors Study Abroad Program	2,520																			2,520
5GA117	Honors Program Gift Fund	42,640																			42,640
5GA119	American Democracy Project Gift Fnd	3,076																			3,076
5GA120	KSC Undergraduate Research Fund	2,867																			2,867
5GA122	CALL Pragram Gift Fund	14,565																			14,565
5GA123	YEA ! Young Entreprenurs Gift Fund	3,850																			3,850
5GA124	KSC Chapter of ASSE Gift Fund	10,033																			10,033
5GA125	Kids on Campus STEM Scholar Fund	20,169																			20,169
5GA126	STEM Initiative	58,311					(139)	(2,850)													55,322
5GA128	Kids on Campus GO STEM Camp	2,054																			2,054
5GC101	Office of Diversity/Multiculturalis	10,571																			10,571
5GD001	Ruth Burnham Paige Schol Payout	1																			1
5GD002	Music Dept Scholarship Payout	1,802																			1,802
5GD003	Granite State Scholars Schol Payout	1																			1
5GD009	Nutrition Comm Serv Schol -Payout	1,363																			1,363
5GD014	Matt Paul RA Meml Awd - Payout	767																			767
5GD015	F. Burton Nelson Holocaust Annl Awd	1,670																			1,670
5GD016	Faust Annual Geology Award	100																			100
5GD017	Sandra Ellison Mem'l Schol Endow	1,463																			1,463
5GD022	Yarosewick Family Education Award-P	1,114																			1,114
5GD025	Morris Foundation Annual Scholarshi	173,802																			173,802
5GD026	Class 90-91 Lessard Mem Scholarship	235																			235
5GD027	Emerson & Ruth McCourt '35 Scholsp	36,751																			36,751
5GD028	Special Financial Aid Scholarship	2,956																			2,956
5GD029	Peter H. Batchelder Scholarship Fd	25,213																			25,213
5GD030	Bureau Education Schol Payout	1																			1
5GD031	Eder Creative Writing Schol Payout	11,754																			11,754
5GD032	Morris Financial Aid Need	2,250																			2,250
5GD034	Fred Fosher Excellence in Writing A	1																			1
5GD035	Cornelius R Lyle II Scholarship	1																			1
5GD036	Op Staff Dpndnts Schlrshp - payout	252																			252
5GD037	Maynard Waltz Memorial Awd Payout																				-
5GD038	Monadnock Nonprofit Employees Schol	1,609																			1,609
5GD039	Environmental Studies Annual Award	100																			100
5GD040	Cheshire Kennel Club Vet Awd Payout	4,407																			4,407
5GD045	Brackett, Teacher Ed Scholarship	3,150																			3,150
5GD046	Tyler Smith Memorial Schlrsp-Payout	1,302																			1,302
5GD047	Class of 1961 Scholarship - Payout	501																			501
5GD049	Mary Yelda Music Schlrshp-Payout	1,011																			1,011
5GD050	Waterhouse, John Schol-payout	1																			1
5GD054	Barbara & Richard Peterson -Payout	2																			2
5GD055	Carroll Lehman Award - Music	50																			50
5GD056	Adams, William Geography End Schol	874																			874
5GD057	Class of 1963 Teacher Ed Schl Cur																				-
5GD059	Judith G & John H Moody Schl-Cur	925																			925
5GD061	LeVine Mellion Dance Scholarship																				-
5GD062	Sherry Bovinet Schl Payout	898																			898
5GD063	Rene Lachapelle Schl Payout	4,366																			4,366
5GD065	Lindberg-LaCroix Veterans schl-C	4,135																			4,135
5GD066	Ella Brown Follmer Scholarship Fund	2,000																			2,000
5GD067	Carl Granquist History Award	3,727																			3,727
5GD070	Business Partners' Scholarship Fund	33,150																			33,150
5GD071	CALL Wonderment Schl Fund	23,594																			23,594
5GD073	Ella Keene Teacher of the Future	1,000																			1,000
5GD074	Brighton Business Managment Schl	1,800																			1,800
5GD077	White Mountain Gifted Scholars PO	69,592																			69,592
5GD078	Never too Late Scholarship	1,562																			1,562
5GD079	Stelray Plastics Products SPDI Schl	2,000																			2,000
5GD080	Fenton Fmly Dlsp Automotive Design	2,500																			2,500
5GD082	Robert J. Owen Sr Mem Scholarship	10,000																			10,000
5GD083	Dr. Benaquist Film Studies Award	2,100																			2,100
5GD085	KSC Little Sisters Fund Scholarship	26,683																			26,683
5GD087	Keene State College Promise Schlshp	1,160																			1,160
5GD088	First Year Research & Writing Award	500																			500
5GD089	Tim & Carol Holbrook Brown Award	7,000																			7,000
5GD090	Jane and James Batts Scholarship	1																			1
5GD091	International Peace Summit Scholars	465																			465
5GD092	Risk Solutions Scholarship	3,500																			3,500
5GD093	Erika G Greenwald Mathematic Schol	3,000																			3,000
5GD094	Kyle Barnett Memorial Scholarship	2,000																			2,000
5GD095	Class of 2020 Scholarship	12,523																			12,523
5GD096	603 Birch Realty Nursing Schol	3,500																			3,500
5GD097	AGC Construction Safety Scholarship	45,000																			45,000
5GD098	Barnes & Noble Textbook Scholarship	10,000																			10,000
5GD099	Koenig Siddall 1st Generation Schol	12,000																			12,000
5GE102	Ann Peters Endow Payout	4,238																			4,238
5GE200	KSC College Gift Holding Fund	51,305						(1,790)													49,515
5GE201	Faculty Program Development Gift	15,835																			15,835
5GE202	General Scholarship Payout Fund	2,212																			2,212
5GE206	Ketcham Scholarship Fund	1																			1
5GE207	Volunteer Service Payout Fund	909																			909
5GE209	Travelli Scholars Program	3,785																			3,785
5GE210	AAUW Graduate Scholarship	1,000																			1,000
5GE214	J. Kontinos Scholarship Payout	1																			1

KEENE STATE COLLEGE
DETAILED SCHEDULE OF ASSETS, DEFERRED OUTFLOWS, LIABILITIES, AND NET POSITION
BALANCE AT JUNE 30, 2022

Fund	Fund Name	Cash & Investments	Receivables	Prepaid & Other Current Assets	Property, Plant & Equipment	Deferred Inflows & Outflows	Accounts Payable	Deposits & Unearned Revenues	Accrued Employee Benefits	Pension & Post Retirement Medical	Lease Receivable - current portion	Lease Receivable, net of current portion	Deferred Outflows - ARO	Deferred inflows - leases/SBITAs	Leases & SBITAs - current portion	Refundable Government Advances	Asset Retirement and Other Obligations	Long-term Debt Including Life Income	Long-term Leases & SBITAs, net of current portion	Deferred Outflows -ARO	Total Net Position
5GE215	L.S. Hubbard Scholarship Payout	2																			2
5GE216	Paul J Holloway Scholarship Payout	1																			1
5GE217	Class of '39 Intl Educ Fund	1,273					(1,250)														23
5GE219	Anna I Rausch Scholarship Payout	1																			1
5GE220	Filomena Romano Raich Schol Payout	25																			25
5GE221	Christine Young Chadwick Schol	1																			1
5GE223	Class of 1940 Gift	1,072																			1,072
5GE227	Class of 1952 Gift	2,166																			2,166
5GE229	Class of 1959 Gift	13,827																			13,827
5GE232	Class of 1971 Gift	2,122																			2,122
5GE234	Class of 1993 Gift	5,719																			5,719
5GE235	Class of 1995 Gift	5,980																			5,980
5GE236	Class of 1996 Gift	3,651																			3,651
5GE237	Class of 1997 Gift	12,339																			12,339
5GE238	Class of 1998 Gift	1,174																			1,174
5GE239	Class of 1999 Gift	1,535																			1,535
5GE240	A & S Thomas Jr Gift	1																			1
5GE241	Jesse Davis '37 Schol Payout	1,401																			1,401
5GE242	Lucille Davis '38 Schol Payout	1																			1
5GE243	Student Emergency Assistance Fund	8,051																			8,051
5GE246	Adv of Interdiscipline Studies	1,462																			1,462
5GE247	Alta Townes Mem Dance Payout	1,821																			1,821
5GE248	Annual Cash Awards-to be broken out																				-
5GE250	Stephanie & Joseph Baute Schol.	1																			1
5GE251	CFNH Leadership Award	546																			546
5GE252	Clarke Dist Safety Sch Payout	1,110																			1,110
5GE253	College Camp Endow Payout	7,837																			7,837
5GE254	D Hickey-D Andrews Payout	1,528																			1,528
5GE256	Resident Assistant Award Payout	948																			948
5GE257	William D Eppes Gift Fund	25																			25
5GE259	J H Grilli-Apt Mem Payout	1																			1
5GE261	Hildebrandt Holocaust Payout	5,250																			5,250
5GE262	Danny Paul Hunter Mem Payout	1,129																			1,129
5GE264	Kalich Family Dietetics Payout	605																			605
5GE265	KEA Gift	5,772																			5,772
5GE266	Mary/Erik Hamilton Sch Payout	1																			1
5GE267	Marjorie Paulsen Hilton Sch Payout																				-
5GE268	Liberty Mutual Math Endow Payout	1																			1
5GE271	Class of 1956 Gift Fund	1,858																			1,858
5GE274	Bricks for Books Project	672																			672
5GE275	Class of 2001 Class Gift	21																			21
5GE276	Class of 1987 Class Gift	307																			307
5GE280	Class of 1955 Gift	2,920																			2,920
5GE281	Endowed Music Schol-Fundraiser	210																			210
5GE282	Class of 1988 Gift Fund	763																			763
5GE284	Class of 1973 Gift Fund	764																			764
5GE289	Class of 2003 Gift Fund	476																			476
5GE290	Golden Circle Alumni Gift Fund	12,639																			12,639
5GE291	Class of 2004 Gift Fund	20,811																			20,811
5GE292	KSC Special Project Gift Fund	2,510																			2,510
5GE293	Class of 2005 Gift Fund	11,753																			11,753
5GE294	AAUW - Undergrad Diversity Annual	1,000																			1,000
5GE295	Class of 2006 Gift Fund	4,673																			4,673
5GE296	Class of 1982 Gift Fund	100																			100
5GE297	Kaddish Project	63																			63
5GE299	Alumni Department Gift Fund	15,137																			15,137
5GE300	Alumni Center Facility Enhancement	118																			118
5GE301	Class of 1966 Gift Fund	258																			258
5GE302	Class of 2007 Gift Fund	10,200																			10,200
5GE303	Class of 2008 Gift Fund	656																			656
5GE304	Class of 2009 Gift Fund	421																			421
5GE305	Class of 1985 Gift Fund	6,566																			6,566
5GE306	Class of 2000 Gift Fund	1,546																			1,546
5GE307	Class of 2010 Gift Fund	3,766																			3,766
5GE308	Class of 1986 Gift Fund	2,666																			2,666
5GE309	Spaulding Gym Bleachers Fund	995																			995
5GE310	TDS-Tech,Dsgn,Sfty Cntr Bldng Fund	31,037																			31,037
5GE311	Class of 2011 Gift Fund	10,237																			10,237
5GE312	Class of 2012 Gift Fund	4,079																			4,079
5GE314	Legislative Initiatives	3,750																			3,750
5GE315	Class of 2013 Gift Fund	2,114																			2,114
5GE316	Class of 1968 Gift Fund	344																			344
5GE320	Class of 2014 Gift Fund	4,220																			4,220
5GE321	Class of 2015 Gift Fund	25																			25
5GE322	Class of 2016 Gift Fund	4,591																			4,591
5GE325	Class of 2017 Gift Fund	4,373																			4,373
5GE327	Class of 1975 Gift Fund	2,566																			2,566
5GE328	Class of 2018 Gift Fund	9,155																			9,155
5GE329	Class of 2019 Gift Fund	7,230																			7,230
5GE330	Class of 1969 Gift Fund	884																			884
5GE331	Class of 2020 Gift Fund	5,311																			5,311
5GE333	Common Ground Gift Fund	550																			550
5GE334	AGC Virtual Reality Lab Fund	26,820																			26,820
5GE336	Class of 2021 Gift Fund	14,783																			14,783
5GE337	Class of 2022 Gift Fund	3,265																			3,265
5GE400	Online Gift Clearing Fund	3																			3
5GEZ01	Maxfield Young Mem Schol Endow	672																			672
5GEZ06	KSC Student Memorial Schol Endow	2																			2
5GEZ11	Margaret E Siegert '84 Mem Schol	1,500																			1,500
5GEZ17	Capt Michael J Watters 86 Mem Schol	5,700																			5,700
5GEZ18	Peter Jenkins Memorial Schol Endow	1,550																			1,550
5GEZ20	Julia McHale Redfern Memorial Prize																				-
5GEZ21	Levine Mellion Parent Award	251																			251
5GEZ23	MF Hudson-BD Turner '16 Mem Library	104																			104
5GEZ25	Harry Preston Book Fund Endowment	710																			710
5GEZ26	Franklyn C Redfern Mem Book Fund	522																			522
5GEZ27	KEA Thorne-Sagendorph Art Gallery	200																			200
5GEZ29	Marion Wood 26 Room Endowment	1,365																			1,365
5GEZ30	Barbara J Seelye Memorial Endow	3,198																			3,198
5GEZ31	Franklin Roberts '24 Geography Fund	7,493																			7,493
5GEZ33	KEA Class of 1939 International Edu	433																			433

KEENE STATE COLLEGE
DETAILED SCHEDULE OF ASSETS, DEFERRED OUTFLOWS, LIABILITIES, AND NET POSITION
BALANCE AT JUNE 30, 2022

Fund	Fund Name	Cash & Investments	Receivables	Prepaid & Other Current Assets	Property, Plant & Equipment	Deferred Inflows & Outflows	Accounts Payable	Deposits & Unearned Revenues	Accrued Employee Benefits	Pension & Post Retirement Medical	Lease Receivable - current portion	Lease Receivable, net of current portion	Deferred Outflows - ARO	Deferred inflows - leases/SBITAs	Leases & SBITAs - current portion	Refundable Government Advances	Asset Retirement and Other Obligations	Long-term Debt Including Life Income	Long-term Leases & SBITAs, net of current portion	Deferred Outflows -ARO	Total Net Position
5GEZ37	Phi Lambda Chi Scholarship Endow	1,350																			1,350
5GEZ38	Michael D Keller Memorial Endowment	2,150																			2,150
5GEZ45	Francis Oliver Campus Beautificatio	8,950																			8,950
5GEZ48	Norma W. Walker '51 Schol Endow	250																			250
5GEZ49	Ann C Peters Scholarship	500																			500
5GEZ50	Class of 1958 Teacher Ed Payout	1,000																			1,000
5GEZ53	Staples-David C. Nursng Schl-Payout	1																			1
5GEZ55	Class of 1957 Teacher Ed. Schl	100																			100
5GEZ60	History Scholarship Fund Current	5,350																			5,350
5GEZ62	Leonard End. Schl in Music Cur	5,300																			5,300
5GEZ64	Jue Community Service Scholarship	1,753																			1,753
5GEZ66	Olive Frenette Jennison Award	2,310																			2,310
5GEZ70	Dr Rose Kundanis Journalism Endow	1,250																			1,250
5GEZ71	Carole Russell Memorial	1,700																			1,700
5GEZ73	Samuel Martin '09 Memorial Scholars	1,250																			1,250
5GEZ75	Quin-D Dance Fund	2,000																			2,000
5GEZ76	Women's Education Opportunity Fund	125																			125
5GEZ78	Director Cohen Center HGS Payout	100,000																			100,000
5GEZ80	Class of 1964 Teacher Education Sch	98																			98
5GEZ81	David Leinster Memorial Scholarship	2,000																			2,000
5GEZ84	D Ogg SPDI Faculty Development Fund	75,000																			75,000
5GEZ85	Delmar Ogg SPDI Scholarship Fund	25,000																			25,000
5GEZ87	Math Faculty Scholarship Fund	1,000																			1,000
5GEZ88	Robert E Corrigan Mem Schol Payout	1,000																			1,000
5GEZ89	Dr Gary Bonitatibus Mem Sch Payout	5,000																			5,000
5GF101	Finance & Planning Generic Gifts																				-
5GH101	A&H Division Gift	5,197																			5,197
5GH103	Art Gift	3,043																			3,043
5GH104	Dance Gift	669																			669
5GH105	English Gift	6,358																			6,358
5GH106	Film Gift	1,619																			1,619
5GH107	Martha S Cogen Mem Film Fund	214																			214
5GH108	KSC Film Program Endow Payout	10,625																			10,625
5GH109	Graphic Design Gift	398																			398
5GH110	History Gift	915																			915
5GH111	Journalism Gift	980																			980
5GH112	Modern Language Gift	512																			512
5GH113	Music Gift	22,960																			22,960
5GH114	Children's Chorus Gift																				-
5GH115	Theatre Gift	15,621																			15,621
5GH116	Arts Center Gift	34,385																			34,385
5GH117	Redfern USNH Endowment Payout	15,232																			15,232
5GH118	Thorne Gallery Gift	1,218																			1,218
5GH119	Thorne Permanent Collection Gift	2,789																			2,789
5GH120	Thorne Endow Payout	3,942																			3,942
5GH121	Jonathan Daniels Film Gifts	104																			104
5GH122	Communications Dept Gifts	6,893																			6,893
5GH123	American Studies Gift	748																			748
5GH124	Thorne - Dublin Art Coll Gift	13,550																			13,550
5GH126	Roos Art Lecture - Payout	18,185																			18,185
5GH127	Thorne/Art Fellowship-Payout	10,341																			10,341
5GH128	Media Art Center Fund	2,125																			2,125
5GH129	Centennial Documentary Film	160																			160
5GH130	Genocide/Holocaust Studies Acad Pro	721																			721
5GH132	Cohen Endowed Chair Payout	55,531					(3,374)														52,157
5GH133	Susan Herman Award H&G Aware - Cur	5,224																			5,224
5GH134	Meiszner Cohen Center End-payout	6,026																			6,026
5GH135	Lewy Family Fund	2,358																			2,358
5GH137	Landau Gift Fund	593																			593
5GH139	Calhoun, R & J Thorne-Sagendorf Gal	2,000																			2,000
5GH140	Women's and Gender Studies Dept.	482																			482
5GH141	VMAC Capital Project Gift Fund	250																			250
5GH142	KSC Fund for the Maint. of Artwork	5,465																			5,465
5GH143	Summer Institute Genocide Studies	50,287					(5,864)														44,423
5GH144	Nona Fienberg Literary Award Fund	1,550																			1,550
5GH145	Robert Hubbard Thorne Art Gallery	268,281																			268,281
5GH146	Robert S Neuman Art Award	8,557																			8,557
5GH147	All Steinway Fund	57,675																			57,675
5GH148	C Scheidt Global Fellows Program	54,000																			54,000
5GH149	Mana Quartet - Music Department	2,170																			2,170
5GH150	Zoulias Education Faculty Fellowshi	144,037																			144,037
5GJ301	KSC Owls Athletic Endowment	16,875																			16,875
5GJ302	Rec Sports Gift	1,672																			1,672
5GJ303	Athletic Development Generic Gift	228,977					(725)														228,252
5GJ304	Baseball Team Gift	33,335																			33,335
5GJ305	Cross Country Track Gift	9,655																			9,655
5GJ306	Men's Basketball Gift	25,214																			25,214
5GJ307	Men's Lacrosse Gift	11,389																			11,389
5GJ308	Men's Soccer Gift	26,079																			26,079
5GJ309	Women's Softball Gift	20,522																			20,522
5GJ310	Swimming Gift	12,668																			12,668
5GJ311	Volleyball Gift	3,045																			3,045
5GJ312	Women's Basketball Gift	9,718																			9,718
5GJ313	Women's Field Hockey Gift	33,424																			33,424
5GJ314	Women's Lacrosse Gift	681																			681
5GJ315	Women's Soccer Gift	23,512																			23,512
5GJ317	Men's BasketBall Staffing Gift Fund	2,350																			2,350
5GJ318	KSC Golf Event	39,466																			39,466
5GJ320	Athletic Critical Need Fund	30,000																			30,000
5GJ321	KSC Cheerleader Team Gift Fund	686																			686
5GL101	Cohen Center General Gift	125,142					(996)														124,146
5GL102	Holocaust Survivors Doc Proj Gift	950																			950
5GL103	Holocaust Lecture Series Payout	14,688																			14,688
5GL105	Mason Library Gen Gift	1,434																			1,434
5GL106	E Jenkins '27 Mem Book Payout	2,050																			2,050
5GL110	Cohen Educational Outreach	55,601					(988)														54,613
5GL111	Holocaust Summer Institute	12,194																			12,194
5GL112	Mason Library Special Collection	68,834																			68,834
5GL114	Spear Collection Preservation Fund	500																			500
5GL115	Cohen Center Refreshment Gift Fund	545																			545

KEENE STATE COLLEGE
DETAILED SCHEDULE OF ASSETS, DEFERRED OUTFLOWS, LIABILITIES, AND NET POSITION
BALANCE AT JUNE 30, 2022

Fund	Fund Name	Cash & Investments	Receivables	Prepaid & Other Current Assets	Property, Plant & Equipment	Deferred Inflows & Outflows	Accounts Payable	Deposits & Unearned Revenues	Accrued Employee Benefits	Pension & Post Retirement Medical	Lease Receivable - current portion	Lease Receivable, net of current portion	Deferred Outflows - ARO	Deferred inflows - leases/SBITAs	Leases & SBITAs - current portion	Refundable Government Advances	Asset Retirement and Other Obligations	Long-term Debt Including Life Income	Long-term Leases & SBITAs, net of current portion	Deferred Outflows -ARO	Total Net Position
5GL117	Ctr for Reseach & Writing Gift Fund	458																			458
5GP100	Professional Studies Gifts	258																			258
5GP102	Thomas J Crowley Award	713																			713
5GP103	Elem Ed Gift	9,467																			9,467
5GP105	Special Ed Gift	850																			850
5GP106	Child Development Center Gift	1,486																			1,486
5GP107	Health Sciences Gift	251																			251
5GP108	Health Fitness/Health Sciences Gift	40																			40
5GP109	Nutrition/Health Sciences Gift	1,875																			1,875
5GP111	Human Performance&Movement Science	2,673																			2,673
5GP112	Physical Education/Academic Gift	2,343																			2,343
5GP113	Children's Literature Gallery Gift	3,182																			3,182
5GP116	Safety Center Facility	51,782																			51,782
5GP120	Safety Studies Program Endow-Payout	16,475																			16,475
5GP122	Safety Academic Dept Gifts	6,563																			6,563
5GP123	Technology/Product Design Dept Gift	24																			24
5GP124	Diverse Voices from the Field	95																			95
5GP125	Nutrition-Taste of Keene	46																			46
5GP126	Architecture Dept Gift Fund	263																			263
5GP127	Early Sprouts Garden Nutrition Prog	85																			85
5GP128	Child Dev Center Facility Enhanceme	336																			336
5GP129	Biodiesel Project	200																			200
5GP130	Science Out Of The Box Project	99																			99
5GP131	Meiszner Early Sprouts Endw-payout	5,308																			5,308
5GP133	Nursing Program Gift Fund	1,086																			1,086
5GP134	KSC RCAM Gift Fund	20,383																			20,383
5GP135	KSC - Marlborough School Fund	2,349																			2,349
5GP136	SPDI Gift Fund	4,625																			4,625
5GP137	Gordon B Davis '72 Equipment Fund	10,092																			10,092
5GP138	AIANH Kahn for Adv. of Architecture	2,455																			2,455
5GP139	Construction Safety Ctr AGCERF	35,603																			35,603
5GP140	Construction Safety Major Gift Fund	17,844																			17,844
5GR101	Student Affairs Generic Gifts	4,537																			4,537
5GR102	Alternative Spring Break Gift	3,065																			3,065
5GR104	AIDS-HIV Education Fund	303																			303
5GR105	Student Center Generic Gift	53																			53
5GR106	Greek Senate Gift	178																			178
5GR107	CRU Keene Gift Fund	6,857																			6,857
5GR109	Counseling Center Gifts	918																			918
5GR110	Habitat for Humanity-KSC Chapter	4,506																			4,506
5GR111	Community Service Prog Initiatives	1,020																			1,020
5GR112	Comm Srvc Int'l Service Programs	2																			2
5GR113	KSC ODS - Chakalos Gift	13,691																			13,691
5GR114	Men's Ice Hockey Gift Fund	24,232																			24,232
5GR115	Dance Team Gift Fund	1																			1
5GR116	KSC Radio Station WKNH Gift Fund	124																			124
5GR117	Recreat Sports Ski Club Gift Fund	50																			50
5GS101	Science Generic Gift	172																			172
5GS102	Biology Gifts	457																			457
5GS103	Chemistry Dept Gifts	400																			400
5GS104	Computer Science Dept Gifts	2,377																			2,377
5GS105	Economics Gifts	265																			265
5GS106	Environmental Studies Gifts	895																			895
5GS107	Geography Gift KEA Payout	1,262																			1,262
5GS108	Geology Dept Gift	3,361																			3,361
5GS109	Mathematics Dept Gift	3,753																			3,753
5GS110	Management Dept Gift	14,805																			14,805
5GS111	ORANG ASLI Archive Payout	9,326																			9,326
5GS112	Physics Dept Gift	328																			328
5GS113	Political Science Dept Gift	128																			128
5GS115	Psychology Dept Gift	797																			797
5GS116	Sociology Dept Gift	195																			195
5GS117	Aspergers Resource Group Gift	903																			903
5GS118	Partners in Education Gift	1,512																			1,512
5GS119	Small Business Institute Gift	585																			585
5GS120	Science Center Enhancement Gift	5,974																			5,974
5GS121	Math & Science Wkshop Gift Fund	9,010																			9,010
5GS122	Science Academic Program	2,705																			2,705
5GS124	Putnam Chemistry Chair - Payout	130,803																			130,803
5GS125	Hungry Owl Food Pantry Gift Fund	4,270																			4,270
5GS128	AGC Faculty Education Fund	42,000																			42,000
5GT101	Memorial Trees Benches Plaques	51,345																			51,345
	TOTAL RESTRICTED GIFTS & ENDOWMENT INCOME	3,739,563	93,774	-	-	-	(18,836)	(4,640)	-	-	-	-	-	-	-	-	-	-	-	-	3,809,861
	SPONSORED RESEARCH & PROGRAMS																				
511000	Butt of a Joke 8-1-18 to 7-31-22		2,602				(2,602)														-
516001	Stop Sexual Violence 10-19 to 9-22	(5,272)	5,272																		-
517014	OSHA Consultation Portion FFY21	(23,254)	23,254																		-
517015	OSHA	(15,403)	15,403																		-
53C010	Cultural Infrastructure 7-19 - 6-20	541						(541)													-
53D046	Physical Activity 7-1-21 to 6-30-22	(13,209)	13,209																		-
53D052	Schoolyard Action 6-20 to 6-22	73	568					(641)													-
53D053	Covid Comm Supp. 3-1-20 to 12-30-20	600						(600)													-
53DB03	NH Project AWARE FY22	(106,368)	106,368																		-
53DB07	DOE SOC 2.0 11-20 to 9-21	19,216						(19,216)													-
53DB08	DOE SCTG 11-20 to 9-21		(29,542)					29,542													-
53DB09	NHSOC 7-19 to 9-20	(2,041)						2,041													-
53DB11	iSocial Eval 07-01-21 to 06-30-22	(10,405)	10,405																		-
53DB13	Transition Resource Portal	(28,005)	30,180				(2,175)														-
53DB14	CBHRC	(34,294)	34,294																		-
53DB16	DOE SOC 2.0	54,022	30,882					(84,904)													-
53DB17	State of NH Upward Bound Food	11,054						(11,054)													-
53DB18	DOE SCTG YR2	111,234	65,754					(176,988)													-
53ZG22	Governor's Scholarship FY22	500																			500
540100	Bus & Eco 12-20 - 11-23	(13,233)	13,233																		-
545009	CARES NEA Personnel 7-20 to 6-22	(5,543)	5,543																		-
547013	RUI Seagrass Zostaria 4-19 to 3-22	(2,347)	4,385				(2,038)														-
54B004	The Hungry Owl	1,000						(1,000)													-
54GB00	CFNH Expansion	(60,296)	78,320					(18,024)													-
54GB01	Monandnock CFNH Implem 9-20 to 9-21	1,749	13,685					(15,434)													-

KEENE STATE COLLEGE
DETAILED SCHEDULE OF ASSETS, DEFERRED OUTFLOWS, LIABILITIES, AND NET POSITION
BALANCE AT JUNE 30, 2022

Fund	Fund Name	Cash & Investments	Receivables	Prepaid & Other Current Assets	Property, Plant & Equipment	Deferred Inflows & Outflows	Accounts Payable	Deposits & Unearned Revenues	Accrued Employee Benefits	Pension & Post Retirement Medical	Lease Receivable - current portion	Lease Receivable, net of current portion	Deferred Outflows - ARO	Deferred inflows - leases/SBITAs	Leases & SBITAs - current portion	Refundable Government Advances	Asset Retirement and Other Obligations	Long-term Debt Including Life Income	Long-term Leases & SBITAs, net of current portion	Deferred Outflows -ARO	Total Net Position
54GB02	ManSOC	60,712	3,692					(64,404)													-
54GB03	CFNH CME	24,824	(16,695)					(8,129)													-
54GB06	PDG Region 1 Regional LEAD	1,375	3,147					(4,522)													-
54GB08	C19 White Cheshire County ARPA	20,000						(20,000)													-
54N340	Harris Center 4-17 to 12-20	(11,393)	13,500					(2,107)													-
54N341	Better Can 4-17 to 12-17	1,520	(1,311)					(209)													-
54N349	Comparison Mycobiome 1-18 to 2-20	659	1,231					(1,890)													-
54N351	NCAA Internship 3-18 to 5-20	4,179						(4,179)													-
54N357	College Literacy, SL 7/18 - 9/21	92						(92)													-
54N358	Increase Impact of WGS 9-18 to 5-19	100						(100)													-
54N364	Reggie Wilson 5-14-19 to 10-31-21	(5,000)	5,000																		-
54N366	Critical Ethnic Studies 7-19 - 6-20	1						(1)													-
54N371	Women's Vote 10-19 to 6-21	167						(167)													-
54N379	NHLI Ed. Effectiveness 7-20 to12-21	1,568	567					(2,135)													-
54N380	Integrated Learning 7-20 to 8-21	1,308						(1,308)													-
54N381	Alt Academic Delivery 7-20 to 5-21	156						(156)													-
54N384	Community Action 10-20 to 5-21	(390)	390																		-
54N386	Chaplaincy Innovation Lab 2021		8,776					(8,776)													-
54NB00	NFI CME 7/21 to 06/22	3,396	6,716					(10,112)													-
54NB01	EFH FASST	1,497	27,849					(29,346)													-
54NB03	Man LAUNCH 9-20 to 12-21	39,118	15,148					(54,266)													-
54NB07	NEXUS 2.0	(31,178)	20,431					10,747													-
54NB08	OCRP 7-19 to 3-21	15,008						(15,008)													-
54NB19	NEXUS 4-19 to 1-25	(40)						40													-
54NB21	Kinship Nav 3-21 to 2-22	31,629	31,881					(63,510)													-
54NB22	Global UGRAD Fall 2021	(28,177)	28,177																		-
54NB23	NH Food Bank	345						(345)													-
54NB25	Project Prevent 10-21 to 09-22	(10,370)	10,370																		-
54NB28	Region 4-Lead	8,732	2,637					(11,369)													-
54NB29	Region 4 - Project	11,779	5,990					(17,769)													-
54NB30	Manchester ACERT ARPA	7,587	26,839					(34,426)													-
54NB31	Family Support NH Data Platform	12,549	(12,549)																		-
54NB32	FIT 10-21 to 09-22	(500)						500													-
54NB33	Kinship Nav 3-22 - 2-23	(11,294)	11,294																		-
54NB34	Ready Set LAUNCH	8,713	3,176					(11,889)													-
54NB35	Community Action Work PhaseII	6,580						(6,580)													-
54NB36	Hungry Owl	2,000						(2,000)													-
54NB37	PDG Region 6 Seacoast	9,670	534					(10,204)													-
54U078	SBDC 1-1-18 to 12-31-18	(225)	225																		-
54U086	NH Bio-MADE 9-18 to 8-23	(32,831)	32,970				(139)														-
54U098	INBRE Roy Chowdhury 7-20 to 6-21	1,995						(1,995)													-
54U099	INBRE Vimal Cruz 7-20 to 6-21																				-
54U100	INBRE RSTG YR2 7-21 - 06-22	(42,822)	45,098				(2,276)														-
54U102	INBRE Roy Chowdhury 7-21 to 6-22	(13,303)	13,303																		-
54U103	Marguerite's Place Evaluation	7,574	3,396					(10,970)													-
54U104	SBCF Manufacturing Process	160	3,274					(3,434)													-
54U105	NH Sea Grant Omnibus 2022-2024	(20,328)	20,328																		-
54U106	Seed Funding for L. Launen	(313)	313																		-
54ZADJ	KSC P1 Adjustments							(385,774)													(385,774)
54ZKSC	Restricted Rev Adjustment- KSC	(1)	(215,707)					215,708													-
55C000	KSC Undistributed Salaries	709																			709
55C083	Cost Share - General Undistributed	19,877																			19,877
55C126	CS-SBDC 01-01-2017 to 12-31-2017																				-
55C127	CS Harris Ctr. 4-17 to 12-20	7,421					(159)														7,262
55C133	CS Antifreeze Protein 12-17 11-21																				-
55C134	CS NCAA Internship 3-18 to 5-20	439																			439
55C137	CS Butt of a Joke 8-1-18 to 7-31-22																				-
55C141	CS-SBDC 1-1-19 to 12-31-19	9,779																			9,779
55C147	CS Integrated Learning 7-20 to 8-21																				-
55C148	CS Aspire STEM 9-20 to 8-21	47,636																			47,636
55C149	CS Aspire 9-20 to 8-21	47,910																			47,910
55C150	CS-OSHA Consult Portion FFY21	24,673																			24,673
55C152	CS Woodsmoke Awareness 10-20 - 9-21	10																			10
55C154	Cost Share	33,667					(245)														33,422
55Z000	KSC Grant Holding Fund	(200)						200													-
584152	Upward Bound, Yr. 5, 6-16 to 5-17	1,036																			1,036
584179	Aspire 9-1-19 to 8-31-20	30	(30)																		-
584190	Aspire STEM 9-20 to 8-21	(11,951)	12,040				(89)														-
584191	Aspire 9-20 to 8-21	(14,263)	14,398				(135)														-
584192	UBMS, Year 4, 9-1-20 to 8-31-21																				-
584194	Pell 7-1-21 to 6-30-22	(4,158)	4,158																		-
584195	Direct Loans 7-1-21 to 6-30-22	(25,000)	25,000																		-
584199	Upward Bound YR5 6-21 to 5-22	(16,151)	19,542				(3,391)														-
584200	UBMS Year 5	(11,632)	13,063				(1,431)														-
584207	Upward Bound 6-22 to 5-23	(14,727)	14,727																		-
593007	R15 Funct. Analysis 2-18 to 1-21																				-
593008	Macrocycle Antifreeze 2-20 to 1-22																				-
593009	Metabolic Control of Porphyrin	(15,237)	15,701				(464)														-
	TOTAL SPONSORED RESEARCH & PROGRAMS	37,015	642,404	-	-	-	(15,144)	(856,796)	-	-	-	-	-	-	-	-	-	-	-	-	(192,521)
	LOAN FUNDS																				
5LD001	KSC Perkins Student Loan Fund	272,629	661,287													(785,423)					148,493
5LD020	KSC Student Loan Fund	86,835																			86,835
5LD022	Tuition Loan Fund II - KSC	(243,983)	1,344,355																		1,100,372
5LD023	KSC Huntley-Spaulding Loan Fd	60,567																			60,567
5LD024	Institutional L/T Loan Funds	75,369																			75,369
5LD025	Keene Endow Assoc Loan Fund	67,556																			67,556
	TOTAL LOAN FUNDS	318,973	2,005,642	-	-	-	-	-	-	-	-	-	-	-	-	(785,423)	-	-	-	-	1,539,192
	ENDOWMENT & SIMILAR FUNDS																				
5M0005	KSC-Kalich Charitiable Gift Annuity	50,098					(2,464)										(44,063)				3,571
5QD001	Peter H. Batchelder Scholarship Fd	535,142																			535,142
5QD003	Barbara Kirstein Nursing Schl Endow	36,972																			36,972
5QE001	Camp on Wilson Pond Endowment	29,203																			29,203
5QE002	Alumni Program Quasi-Endowment	173,369																			173,369
5QE003	Goodell, Ida '47 Quasi Endowment	430,297																			430,297
5QE004	Morris August Honors Prog Quasi End	979,899																			979,899
5QE005	Calhoun, R & J Thorne-Sagendorf Gal	38,689																			38,689
5TD001	Class of 1939 International Ed	89,047																			89,047
5TD002	Paul J. Holloway	93,485																			93,485

KEENE STATE COLLEGE
DETAILED SCHEDULE OF ASSETS, DEFERRED OUTFLOWS, LIABILITIES, AND NET POSITION
BALANCE AT JUNE 30, 2022

Fund	Fund Name	Cash & Investments	Receivables	Prepaid & Other Current Assets	Property, Plant & Equipment	Deferred Inflows & Outflows	Accounts Payable	Deposits & Unearned Revenues	Accrued Employee Benefits	Pension & Post Retirement Medical	Lease Receivable - current portion	Lease Receivable, net of current portion	Deferred Outflows - ARO	Deferred inflows - leases/SBITAs	Leases & SBITAs - current portion	Refundable Government Advances	Asset Retirement and Other Obligations	Long-term Debt Including Life Income	Long-term Leases & SBITAs, net of current portion	Deferred Outflows -ARO	Total Net Position
5TD003	Leslie S Hubbard Scholarship	196,122																			196,122
5TD004	Winona Vincent Hubbard	2,961,323																			2,961,323
5TD005	Charlotte Ketcham	41,037																			41,037
5TD006	John Kontinos	25,000																			25,000
5TD008	KSC - General Scholarship	428,432																			428,432
5TD009	KSC - Owls Athletic	45,692																			45,692
5TD010	KSC - Parents Assoc Scholarshi	77,821																			77,821
5TD011	People's United Bank Schlrshp End	70,345																			70,345
5TD012	Filomena R. Raich	221,268																			221,268
5TD013	Anna I. Rausch Scholar Fund	24,783																			24,783
5TD014	Alfred & Elizabeth Thomas	26,864																			26,864
5TD015	Travis-Grace Fund	38,619																			38,619
5TD016	Van Rossum Fund	17,361																			17,361
5TD017	Christine Young Chadwick Schol	25,054																			25,054
5TD018	Jesse F Davis 37 Fund	37,835																			37,835
5TD019	Lucille Plant Davis 38 Fund	37,851																			37,851
5TD020	Clarke Dist Safety Studies End	15,023																			15,023
5TD021	Marjorie Paulsen Hilton Sch-Cu	523,358																			523,358
5TD022	Joseph Grilli Scholarship Endo	42,250																			42,250
5TD023	Mary/Erik Hamilton Schol Endow	54,752																			54,752
5TD024	Granite State Scholars Schol Endow	85,156																			85,156
5TD025	Ruth Burnham Paige '45 Education Sc	81,789																			81,789
5TD026	Music Dept Endowed Scholarship	53,066																			53,066
5TD027	Menard, Kendall & Carlene Schol End	34,911																			34,911
5TD028	Morgan, Deb Mem Scholarship Endowmt	69,988																			69,988
5TD029	Waltz Memorial Award Endowment	36,596																			36,596
5TD031	Nutrition, Comm Serv Scholar - Endo	36,799																			36,799
5TD032	Anita R Nestor Nutrition Schol-Endo	35,542																			35,542
5TD033	Dr. Y Scholarship Endowment	46,504																			46,504
5TD034	Matt Paul RA Mem'l Endow Awd	20,729																			20,729
5TD035	Sandra Ellison Mem'l Schol-Endow	354,634																			354,634
5TD038	Eder Creative Writing Scholarship E	166,076																			166,076
5TD039	Yarosewick family Education Award	22,860																			22,860
5TD040	Bureau Education Scholarship Endowm	61,496																			61,496
5TD041	Cheshire Kennel Club Vet Award Endo	31,125																			31,125
5TD042	Cornelius R Lyle II	58,169																			58,169
5TD043	Operating Staff Dependents Schlrshp	51,957																			51,957
5TD044	Tyler Smith Memorial Schlrshp-Endow	42,253																			42,253
5TD045	Class of 1961 Endowed Scholarship	113,470																			113,470
5TD046	Mary Yelda Music Schlrshp-Endowment	27,284																			27,284
5TD047	John Waterhouse Schol-endow	276,011																			276,011
5TD048	Barbara & Richard Peterson Schlrshp	65,400																			65,400
5TD049	Adams, William Geography End Schol	23,773																			23,773
5TD050	Class of 1963 Teacher Ed Schl End	63,625																			63,625
5TD051	UNIQUE Endowment Alloc Plan-KSC	13,921,378																			13,921,378
5TD052	Sherry Bovinet Schl Fund	24,475																			24,475
5TD053	Rene Lachapelle Endowed Schl Fund	39,162																			39,162
5TD054	Foster Schl Occupational H & S	26,307																			26,307
5TD055	Kay Maclean Memorial Schl Endowment	26,502																			26,502
5TD056	White Mountain Gifted Scholars End	1,177,482																			1,177,482
5TD057	Never too Late Scholarship Endow.	28,671																			28,671
5TD058	Arline and Robert Wurstner End. Sch	45,562																			45,562
5TE001	Ann C. Peters	22,226																			22,226
5TE002	The Hazel S Hamilton Endowment	146,303																			146,303
5TE003	Aubrey & Satako Thomas Jr Scho	24,126																			24,126
5TE004	KSC - Faculty & Program Endowm	67,969																			67,969
5TE005	KSC - Volunteer Scholarship	22,216																			22,216
5TE007	Hollis B Robbins Mem Endow	35,302																			35,302
5TE008	Alta Townes Mem Dance Endow	49,370																			49,370
5TE009	Cfnh Safety Studies Ldsp Award	14,753																			14,753
5TE010	Hildebrandt Holocaust Award	44,844																			44,844
5TE011	Jh Grilli Apt Memorial Fund	25,896																			25,896
5TE012	Resident Assisstant Award Endo	25,587																			25,587
5TE013	Kalich Family Nutrition Endow	19,280																			19,280
5TE014	D Hickey-D Andrews Fund	22,091																			22,091
5TE015	Liberty Mutual Math Endowed Award	27,238																			27,238
5TE016	Danny Paul Hunter Mem Sch End	30,496																			30,496
5TE019	Ewing World Affairs Endowment	192,035																			192,035
5TE020	Roos Art Lecture Endowment	138,391																			138,391
5TE021	Putnam Chair for Chemistry Endowmnt	3,128,399																			3,128,399
5TE022	Dr Bartlett Swett V & P Art End Sch	559,589																			559,589
5TE023	AIANH Kahn Adv for Architecture End	21,111																			21,111
5TG001	Stephanie & Joseph Baute Sch	224,179																			224,179
5TG002	Safety Studies Program-Endow	18,968																			18,968
5TG003	Class 90-91 Lessard Mem Sch-c	25,876																			25,876
5TG004	Class of 54 Educ Schol Endow	40,955																			40,955
5TG005	Thorne/art Dept Fellow Endow	95,033																			95,033
5TG006	Cohen Center for Holocaust Studies	1,274,559																			1,274,559
5TH002	KSC Film Program Endowment-Cur	33,779																			33,779
5TH003	KSC - Arts Endowment	105,430																			105,430
5TH004	Thorne Sagendorph Art Gallery	236,635																			236,635
5TH005	Cohen Chair for Genocide Studies En	3,239,837																			3,239,837
5TH006	Susan Herman Award H&G Aware - End	63,535																			63,535
5TH007	Meiszner Cohen Center Endowment	34,087																			34,087
5TL001	Holocaust Lecture Series	88,668																			88,668
5TL002	Earle F Jenkins '27 Mem Book	55,693																			55,693
5TP001	Jane & James Batts Prof St End	17,659																			17,659
5TP002	Thomas J Crowley Endowed Award	19,259																			19,259
5TP003	Meiszner Early Sprouts Endowment	31,615																			31,615
5TS001	Orang Asli Archive Endowment	58,085																			58,085
	TOTAL ENDOWMENT & SIMILAR FUNDS	34,796,817	-	-	-	-	(2,464)	-	-	-	-	-	-	-	-	(44,063)	-	-	-	34,750,290
	PLANT FUNDS																				
5N0ADJ	KSC Net Invested in Plant Adjust				(250,000)																(250,000)
5NG003	KSC Net Invested in Plant				155,895,944								450,050			(948,000)					155,397,994
5NG004	KSC Equipment				3,131,212													(75,148)			3,056,064
5NG007	2001 HEFA DEBT																	(11,133,021)			(11,133,021)
5NG009	2001R HEFA DEBT																	(2,085,136)			(2,085,136)
5NG013	2006B-2 HEFA DEBT																	(10,423,525)			(10,423,525)
5NG015	2005A HEFA DEBT																	(12,250,931)			(12,250,931)
5NG023	2006 HEFA Debt																	(14,454,463)			(14,454,463)

KEENE STATE COLLEGE
DETAILED SCHEDULE OF ASSETS, DEFERRED OUTFLOWS, LIABILITIES, AND NET POSITION
BALANCE AT JUNE 30, 2022

Fund	Fund Name	Cash & Investments	Receivables	Prepaid & Other Current Assets	Property, Plant & Equipment	Deferred Inflows & Outflows	Accounts Payable	Deposits & Unearned Revenues	Accrued Employee Benefits	Pension & Post Retirement Medical	Lease Receivable - current portion	Lease Receivable, net of current portion	Deferred Outflows - ARO	Deferred inflows - leases/SBITAs	Leases & SBITAs - current portion	Refundable Government Advances	Asset Retirement and Other Obligations	Long-term Debt Including Life Income	Long-term Leases & SBITAs, net of current portion	Deferred Outflows -ARO	Total Net Position
5NG050	KSC leases and SBITAs				1,033,478		(3,553)				152,193	921,921		(1,084,187)	(50,644)				(1,015,864)		(46,656)
5NG09A	2009A HEFA DEBT																	(1,430,638)			(1,430,638)
5NG15A	KSC 2015A HEFA Debt																	(31,883,124)			(31,883,124)
5X0ADJ	KSC Unexpended Plant Adjustments	626					(3,102)														(2,476)
5XG001	Unexp. R&R - General Funds	14,527,519																			14,527,519
5XG015	Madison Street Parking	9,480																			9,480
5XG069	KSC Heating Plant Upgrade	183,815																			183,815
5XG073	KSC IFB Payments	6																			6
5XG082	Campus Safety Vehicle Replacement	21,240																			21,240
5XG086	KSC Alumni Center IFB																				-
5XT009	Professional Studies Projects	106,671																			106,671
5XT011	Sciences Projects	137,581																			137,581
5XT025	Classroom Equip and Tech Upgrades	463,982																			463,982
5XT070	Safety & Accessibility Improvements	688,146																			688,146
5XT108	Cable Plant Infrastructure	1,319,522																			1,319,522
5XT109	Net Connectivity & Transport Equip	102,760																			102,760
5XT110	Voice Telephony Infrastructure	76,485																			76,485
5XT111	Net Services & Support Equipment	329,564																			329,564
5XT113	Deferred Maintenance Projects	458,341																			458,341
5XT121	Elliot Hall 2nd Floor Renovation	2,012																			2,012
5XT125	Hale Building Renovations	89,819																			89,819
5XT144	KSC LED Site Lighting	39,981																			39,981
5XT147	RLO Small Projects	18,288																			18,288
5XT148	KSC E&G Small Projects	1,630,483					(231,375)														1,399,108
5XT152	Energy Submetering Project	30,438																			30,438
5XT153	Mason Library Athenaeum	36,856																			36,856
5XT157	Mason Library Projects	40,831																			40,831
5XT158	Nursing Lab and Sim Spaces	196,698																			196,698
5XT162	Access Control Project	519,289																			519,289
5XT164	Joslin Hall	235,192																			235,192
5XT165	Elliot Hall 1st Floor	1,000,000																			1,000,000
5XT169	Redfern Life Safety Improvements	894,848																			894,848
5XT176	Steam Line Replacement	15,511																			15,511
5XT177	Spaulding Pool Ventilation	177,523																			177,523
5XT178	Artificial Turf Field	67,195					3														67,198
5XT179	Yound Student Center Learnig Lab	3,773																			3,773
5XT180	Science Center Roof & Capstones	689,698					(230,000)														459,698
5XT182	Bushnell Demo & Site Restoration	797,399					(1,700)														795,699
	TOTAL PLANT FUNDS	24,911,572	-	-	159,810,634	-	(469,727)	-	-	-	152,193	921,921	450,050	(1,084,187)	(50,644)	-	(948,000)	(83,735,986)	(1,015,864)	-	98,941,962
TOTAL KEENE STATE COLLEGE		**$ 57,561,752**	**3,665,365**	**523,507**	**159,810,634**	**470,003**	**(2,546,648)**	**(5,761,286)**	**(7,904,271)**	**(9,047,457)**	**152,193**	**921,921**	**450,050**	**(1,084,187)**	**(50,644)**	**(785,423)**	**(992,063)**	**(83,735,986)**	**(1,015,864)**	**-**	**110,631,596**

KEENE ENDOWMENT ASSOCIATION
DETAILED SCHEDULE OF ASSETS, DEFERRED OUTFLOWS, LIABILITIES, AND NET POSITION
BALANCE AT JUNE 30, 2022

Fund	Fund Name	Cash & Investments	Receivables	Prepaid & Other Current Assets	Property, Plant & Equipment	Deferred Inflows & Outflows	Accounts Payable	Deposits & Unearned Revenues	Accrued Employee Benefits	Pension & Post Retirement Medical	Refundable Government Advances	Derivative Instruments - Interest Rate Swaps	Long-term Debt Including Life Income	Total Net Position
	INTERNALLY DESIGNATED													
5DEZ40	Keene Endow Assoc Gen Fund Income	$ 28,042	-	-	-	-	-	-	-	-	-	-	-	28,042
	TOTAL INTERNALLY DESIGNATED	28,042	-	-	-	-	-	-	-	-	-	-	-	28,042
	ENDOWMENT & SIMILAR FUNDS													
5TEZ01	Maxfield L Young Mem Schol Endow	207,690												207,690
5TEZ02	Harry C Tebbetts Scholarhip Endow	1,835,421												1,835,421
5TEZ03	Marion Frost Hudson '53 Mem. Schol	61,299												61,299
5TEZ04	Frank H Blackington Jr Mem Schol	43,336												43,336
5TEZ05	Dorothy E Potter '45 Mem Schol	36,042												36,042
5TEZ06	KSC Student Memorial Schol Endow	283,477												283,477
5TEZ07	Fred Simmons Memorial Schol Endow	72,533												72,533
5TEZ08	KSC Family Assistance Schol Endow	74,766												74,766
5TEZ09	KSC Alumni Association Schol Endow	467,123												467,123
5TEZ10	David C Staples Memorial Schol	2,110,317												2,110,317
5TEZ11	Margaret E Siegert '84 Mem Schol	63,667												63,667
5TEZ12	Teacher Education Scholarship	289,680												289,680
5TEZ13	Giovannangeli Family Schol Endow	76,413												76,413
5TEZ14	Lydia Pellerin Tolman '47 Mem Schol	60,959												60,959
5TEZ15	Leona Day Henderson '18 Schol	172,710												172,710
5TEZ16	David Hatch Battenfeld Mem Award	20,453												20,453
5TEZ17	Capt Michael J Watters 86 Mem Schol	130,370												130,370
5TEZ18	Peter Jenkins Memorial Schol Endow	35,462												35,462
5TEZ19	Frank Blackington Jr Language Award	21,641												21,641
5TEZ20	Julia McHale Redfern Memorial Prize	28,971												28,971
5TEZ21	Levine Mellion Parent Award	17,138												17,138
5TEZ22	Aubrey Thomas '62 Biology Award	30,375												30,375
5TEZ23	Marion Frost Hudson '53 Book Endow	65,246												65,246
5TEZ25	Harry Preston Book Fund Endowment	18,908												18,908
5TEZ26	Franklyn C Redfern Mem Book Fund	23,121												23,121
5TEZ27	KEA Thorne-Sagendorph Art Gallery	981,892												981,892
5TEZ29	Marion Wood '26 Room Endowment	47,150												47,150
5TEZ30	Barbara J Seelye Memorial Endow	20,959												20,959
5TEZ31	Franklin Roberts '24 Geography Fund	45,536												45,536
5TEZ33	KEA Class of 1939 International Edu	29,277												29,277
5TEZ34	Rosensaft Scholarship Endowment	41,144												41,144
5TEZ37	Phi Lambda Chi Scholarship Endow	31,395												31,395
5TEZ38	Michael D Keller Memorial Endowment	49,884												49,884
5TEZ41	Costin Family Scholarship Endowment	64,433												64,433
5TEZ44	KEA Redfern Arts Center Endowment	122,434												122,434
5TEZ45	Francis Oliver Campus Beautificatio	65,572												65,572
5TEZ46	Fred L Barry 36 Graduate Fellowship	162,085												162,085
5TEZ48	Norma W Walker '51 Schol Endow	41,456												41,456
5TEZ49	Ann C Peters Scholarship Endowmnt	44,434												44,434
5TEZ50	Class of 1958 Schol for Teacher Ed	85,260												85,260
5TEZ51	Dorothea Kitlan Scholarship Endow	1,349,576												1,349,576
5TEZ52	Class of 1960 Endowed Scholarship	94,690												94,690
5TEZ53	Staples, David C. Nusing Schol-End	876,793												876,793
5TEZ54	Class of 1962 Scholarship - Endow	64,788												64,788
5TEZ55	Class of 1957 Endowed Sch Teach Ed	48,880												48,880
5TEZ56	Megna Family Endowed Scholarship	42,597												42,597
5TEZ57	Dr. Howard Smith Schl Endowment	183,746												183,746
5TEZ58	Faust, John and Cynthia Schl	32,576												32,576
5TEZ59	Elizabeth Staples Opportunity Schl	811,556												811,556
5TEZ60	History Scholarship Fund	232,260												232,260
5TEZ61	Leonard Endow. Schl. Disabilities	124,322												124,322
5TEZ62	Leonard Endowed Schl in Music	124,347												124,347
5TEZ63	Rodney R. Adams '72 Mem. Schp. Fund	28,686												28,686

KEENE ENDOWMENT ASSOCIATION
DETAILED SCHEDULE OF ASSETS, DEFERRED OUTFLOWS, LIABILITIES, AND NET POSITION
BALANCE AT JUNE 30, 2022

Fund	Fund Name	Cash & Investments	Receivables	Prepaid & Other Current Assets	Property, Plant & Equipment	Deferred Inflows & Outflows	Accounts Payable	Deposits & Unearned Revenues	Accrued Employee Benefits	Pension & Post Retirement Medical	Refundable Government Advances	Derivative Instruments - Interest Rate Swaps	Long-term Debt Including Life Income	Total Net Position
5TEZ64	Jue Community Service Endowment	42,557												42,557
5TEZ65	Global Opportunities Fund	33,108												33,108
5TEZ66	Olive F Jennison Award Endowment	60,085												60,085
5TEZ67	Robert and Alice Johnson Sch Ed	53,139												53,139
5TEZ68	Lora Adams Mem Nutri & Health Endow	24,771												24,771
5TEZ69	Atha Adams Scholarship Endowment	28,929												28,929
5TEZ70	Dr Rose Kundanis Journalism Endow	32,769												32,769
5TEZ71	Carole Russell Memorial Endowment	44,425												44,425
5TEZ72	Raymond & Dorothy M Jobin Endowment	35,647												35,647
5TEZ73	Samuel Martin '09 Mem Schol Endowme	31,044												31,044
5TEZ74	Don Baldini Music Scholarship Endow	25,861												25,861
5TEZ75	Quin-D Dance Endowment	26,840												26,840
5TEZ76	Women's Education Oppor Fund Endowment	118,582												118,582
5TEZ77	Dept Chr Cohen	834,709												834,709
5TEZ78	Director Cohen Center HGS Endowment	2,688,873												2,688,873
5TEZ79	Mary & Lester Shealy Mem Sch Endowment	28,333												28,333
5TEZ80	Class of 1964 Teacher Ed Sch Endow	52,012												52,012
5TEZ81	Leinster Mem Scholarship	20,600												20,600
5TEZ82	KEA Bot End Scholarship	21,574												21,574
5TEZ83	C Barber 10 Men's Lacrosse Fund End	17,247												17,247
5TEZ84	Delmar Ogg SPDI	286,460												286,460
5TEZ85	Delmar Ogg SPDI Scholarship	40,923												40,923
5TEZ86	Rousseau Scholarship	159,378												159,378
5TEZ87	KSC Math Fac Scholarship	17,951												17,951
5TEZ89	Bonatibus Memorial Scholarship	17,139												17,139
	TOTAL ENDOWMENT & SIMILAR FUNDS	16,837,802	-	-	-	-	-	-	-	-	-	-	-	16,837,802
TOTAL KEENE ENDOWMENT ASSOCIATION		**$ 16,865,844**	**-**	**-**	**-**	**-**	**-**	**-**	**-**	**-**	**-**	**-**	**-**	**16,865,844**

GRANITE STATE COLLEGE
DETAILED SCHEDULE OF ASSETS, DEFERRED OUTFLOWS, LIABILITIES, AND NET POSITION
BALANCE AT JUNE 30, 2022

Fund	Fund Name	Cash & Investments	Receivables	Prepaid & Other Current Assets	Property, Plant & Equipment	Deferred Inflows & Outflows	Accounts Payable	Deposits & Unearned Revenues	Accrued Employee Benefits	Pension & Post Retirement Medical	Lease Receivable - current portion	Lease Receivable, net of current portion	Deferred inflows - leases/SBITA	Long-term Leases & SBITAs - current portion	Asset Retirement and Other Obligations	Long-term Leases & SBITAs, net of current portion	Derivative Instruments - Interest Rate Swaps	Long-term Debt Including Life Income	Total Net Position
	GENERAL OPERATING & OTHER UNRESTRICTED FUNDS																		
7U0000	GSC Education and General	$ 25,726,722	1,567,402	126,751			(180,423)	(2,016,023)	(415,461)										24,808,968
7U0ADJ	GSC Unrestricted Adjustments	34,598	(1,474,955)					1,474,955											34,598
7U0PPD	GSC General Prepaid Expenses	(17,041)		17,041															-
7WG106	Other Postemployment Bnft (OPEB)					118,541				(2,081,090)									(1,962,549)
	TOTAL GENERAL OPERATING & OTHER UNRESTRICTED FUNDS	25,744,279	92,447	143,792	-	118,541	(180,423)	(541,068)	(415,461)	(2,081,090)					-		-	-	22,881,017
	INTERNALLY DESIGNATED																		
7D1720	GSC Statewide Alumni Assn Fund	46,776					(6,498)												40,278
7D1725	GSC Accreditation Compliance																		-
7D1727	Bookstore Commissions	71,963																	71,963
7D1728	GSC Merchandise	3,715																	3,715
7D1729	GSC Unrestricted Gifts	4,125																	4,125
7D1731	GSC Advancement	265,053																	265,053
7D1733	GSC President Search																		-
7D1735	GSC Strategic Initiatives																		-
7D1739	DVA Annual Reporting Fees	13,068																	13,068
7D1CNT	GSC Contingency Funds																		-
7D1HIF	GSC Health Initiatives Fund	8,790																	8,790
7DCERP	CERP-COVID Enhanced Retirement GSC	129,861							(129,861)										-
7DRSTF	GSC Separation Fund																		-
	TOTAL INTERNALLY DESIGNATED	543,351	-	-	-	-	(6,498)	-	(129,861)	-					-		-	-	406,992
	AUXILIARY																		
7A2770	GSC Merchandise Sales	-																	-
	TOTAL AUXILIARY	-	-	-	-	-	-	-	-	-					-		-	-	-
	RESTRICTED GIFTS & ENDOWMENT INCOME																		
7G0001	GSC - Friendship Fund	5,028																	5,028
7G0003	GSC Discretionary Fund-undes	2,085																	2,085
7G0004	GSC Annual Fund/Scholar Des.	16,075																	16,075
7G0006	M Horton/V Montana Schol Fund	6,387																	6,387
7G0007	OLLI Exeter Scholarships	645																	645
7G0008	OLLI/Osher Donations	13,218																	13,218
7G0014	Unique Endowment Allocation Plan	10,179																	10,179
7G0017	OLLI/OSHER Endowment Payout	719,919					(6,403)	(1,310)											712,206
7G0018	OSHER Reentry Scholarship Endow PO	142,935																	142,935
7G0021	Pres Transformation Opp Scholarship	3,996																	3,996
7G0022	Shaheen N. Michaels Scholarship	293																	293
7G0023	McDonnell Family Scholarship	15																	15
7G0024	Merrill Student Completion Sch PO	5,435																	5,435
7G0026	Bookstore Scholarship Fund	10,000																	10,000
	TOTAL RESTRICTED GIFTS & ENDOWMENT INCOME	936,210	-	-	-	-	(6,403)	(1,310)	-	-					-		-	-	928,497
	SPONSORED RESEARCH & PROGRAMS																		
73D009	FY21 iSocial Grant																		-
73D010	Virtual Instruction DOE	86,674						(86,674)											-
73D011	Virtual Instruction DOE-FY22	(27,948)	27,998				(500)	450											-
73H029	FY21 Early Child Care																		-
73H030	FY21 Child Welfare Education P'ship																		-
73H032	FY22 Child Welfare Education Part	(955,811)	969,893				(14,082)												-
74ZCLL	Restricted Rev Adjustment - CLL		(27,998)					27,998											-
784100	FY20 CARES Act COVID institutional	(135,551)	135,551																-
	TOTAL SPONSORED RESEARCH & PROGRAMS	(1,032,636)	1,105,444	-	-	-	(14,582)	(58,226)	-	-					-		-	-	-
	ENDOWMENT & SIMILAR FUNDS																		
7Q0001	M Horton/V Montana Schol Fund	16,941																	16,941
7T0001	GSC Endow Collector	3,071																	3,071
7T0003	Osher/OLLI Endowment	2,110,937																	2,110,937
7T0004	OSHER Reentry Scholarship Endowment	1,488,637																	1,488,637
7T0005	President's Opportunity Scholarship	86,349																	86,349
7T0006	UNIQUE Endowment Alloc Plan-GSC	6,295,385																	6,295,385
7T0007	Shaheen N. Michaels Scholarship	49,369																	49,369
7T0008	McDonnell Family Scholarship	5,673																	5,673
7T0009	Merrill Student Completion Schol	27,093																	27,093
	TOTAL ENDOWMENT & SIMILAR FUNDS	10,083,455	-	-	-	-	-	-	-	-					-		-	-	10,083,455
	PLANT FUNDS																		
7N6650	GSC Leases and SBITAs				964,404		(2,922)				81,596	2,031	(111,764)	(65,995)		(927,360)			(60,010)
7N6675	GSC Net Invested in Plant				6,357,910										(8,000)				6,349,910
7N6676	GSC Equipment				166,969														166,969
	TOTAL PLANT FUNDS	-	-	-	7,489,283	-	(2,922)	-	-	-				(65,995)	(8,000)	(927,360)	-	-	6,456,869
TOTAL GRANITE STATE COLLEGE		**$ 36,274,659**	**1,197,891**	**143,792**	**7,489,283**	**118,541**	**(210,828)**	**(600,604)**	**(545,322)**	**(2,081,090)**					**(8,000)**		**-**	**-**	**40,756,830**

TRUSTEES/CHANCELLOR'S OFFICE
DETAILED SCHEDULE OF ASSETS, DEFERRED OUTFLOWS, LIABILITIES, AND NET POSITION
BALANCE AT JUNE 30, 2022

Fund	Fund Name	Cash & Investments	Receivables	Prepaid & Other Current Assets	Property, Plant & Equipment	Deferred Inflows & Outflows	Accounts Payable	Deposits & Unearned Revenues	Accrued Employee Benefits	Pension & Post Retirement Medical	Long-term Debt Including Life Income	Long-term Leases & SBITAs - current portion	Derivative Instruments - Interest Rate Swaps	Asset Retirement and other obligations	Long-term Leases & SBITAs, net of current portion	Total Net Position
	GENERAL OPERATING & OTHER UNRESTRICTED FUNDS															
9U0000	University System E&G	24,770,583	175,728	416,534			(24,678,829)	(49,638)	(634,378)							-
9U0ADJ	SYS Unrestricted Adjustments	44,442														44,442
9U0APR	USNH Accrued Payroll	14,548,576					(14,548,576)									-
9U0DEF	USNH General Deferred	1,546,457					(1,546,457)									-
9UG000	University System E&G	878,689	(33)	227,671			(962,129)	(4,216)								139,982
9UGENR	USNH Enrollment Center	6,840					(6,840)									-
9WG106	Other Postemployment Bnft (OPEB)					13,588				(1,359,437)						(1,345,849)
9Z0001	NH Women in High Ed Leadership	8,055														8,055
9Z0ADJ	Agency Funds Year End Adjustment							(8,055)								(8,055)
9ZOSRP	Oper Staff Retirement Fund					381,532				713,481						1,095,013
	TOTAL GENERAL OPERATING & OTHER UNRESTRICTED FUNDS	41,803,642	175,695	644,205	-	395,120	(41,742,831)	(61,909)	(634,378)	(645,956)	-		-	-		(66,412)
	INTERNALLY DESIGNATED															
9D0006	Short-term Disability															-
9D0008	ARC Accrual	2,020,715				(181,643)			(1,008,089)							830,983
9D0012	STII Core Cash Investment	45,141,196		286,466			144									45,427,806
9D0018	Workers Compensation	3,200,000							(2,679,316)							520,684
9D0023	Long Term Disability	2,091,993							(1,072,401)							1,019,592
9D0042	Chancellor's Strategic Initiatives															-
9D0046	Info Tech Strategic Funds															-
9D0048	USNH Compliance Project	76,034														76,034
9D0049	Vehicle Replacement	44,795														44,795
9D00D2	Board of Trustee DiscretionaryAcct	8,922														8,922
9D0ADJ	SYS Int Desig Adjustments	1,258,729														1,258,729
9D0HIF	System Health Initiatives Funding	7,914														7,914
9D0INS	USNH Insurance Allocation	(930,306)		1,016,563												86,257
9DB000	Fringe Benefit Reserve	14,252,492	1,435,606	45,000			(3,937,300)		(5,781,771)							6,014,027
9DB002	Fringe Benefit Reserve Pre and Post	61,867					(61,867)									-
9DCERP	CERP-COVID Enhanced Retirement SYS	265,057							(265,057)							-
	TOTAL INTERNALLY DESIGNATED	67,499,408	1,435,606	1,348,029	-	(181,643)	(3,999,023)	-	(10,806,634)	-	-		-	-		55,295,743
	RESTRICTED GIFTS & ENDOWMENT INCOME															
9G0001	Spaulding Potter Charitable Trust	5,066														5,066
9G0002	Visiting Professors Fund	5,107														5,107
9G0003	Squires Prize	2,762														2,762
9G0005	Bradford K Perry Memorial Fund	1,536														1,536
9G0006	Project Keep Contributions	500														500
9G0009	Spaulding Investment Mgmnt & Rsrch	7,980														7,980
9G0010	Spaulding Chartered Financial Analy	7,980														7,980
9G0011	Spaulding Investment Analysis Educ.	7,980														7,980
9G0015	Walter Peterson Gift Fund	1,200														1,200
9G00D2	John S Elliott Treasurer's Finance	1,249														1,249
	TOTAL RESTRICTED GIFTS & ENDOWMENT INCOME	41,360	-	-	-	-	-	-	-	-	-		-	-		41,360
	SPONSORED RESEARCH & PROGRAMS															
93Z001	NH Goffer Hybrid Classrooms	1						(1)								-
93Z008	Covid Relief - Expenses	1,472,220						(1,472,220)								-
95ZPPB	USNH Personnel Suspense															-
	TOTAL SPONSORED RESEARCH & PROGRAMS	1,472,221	-	-	-	-	-	(1,472,221)	-	-	-		-	-		-
	ENDOWMENT & SIMILAR FUNDS															
9QG001	USNH LT Contingency Fund	9,094,950														9,094,950
9QG002	Bradford K Perry Memorial Fund	13,770														13,770
9QG003	Long-Term Treasury Investments Quas	(5,817,594)														(5,817,594)
9QG004	Health Ben Cost Containment Quasi	18,630,310														18,630,310
9QGDBT	USNH Debt Quasi	57,140,921														57,140,921
9TG001	Dr. J. Duane Squires	30,755														30,755
9TG002	Pooled Endowment Awaiting Dist	19,656						(19,656)								-
	TOTAL ENDOWMENT & SIMILAR FUNDS	79,112,768	-	-	-	-	-	(19,656)	-	-	-	-	-	-	-	79,093,112
	PLANT FUNDS															
9NY001	2001 Bonds										54,438,258					54,438,258
9NY002	SYS Net Invested in Plant				145,398											145,398
9NY003	SYS Equipment				1,055,277											1,055,277
9NY006	SYS HEFA 01-92 Refunding Issue Cost										7,220,000					7,220,000
9NY008	SYS 2005A HEFA Debt	2,318,395				4,771,229	(18,394)				5,285,151		(4,771,229)			7,585,152
9NY009	SYS 2005B HEFA Debt	5,272,648				6,995,696	(22,648)				(49,620,000)		(3,032,479)			(40,406,783)
9NY011	2006 HEFA Debt										52,160,861					52,160,861
9NY013	2006B-2 HEFA Debt										38,102,761					38,102,761
9NY014	Series 2001 Swaption Issuance	1,105,448									(1,105,449)					(1)
9NY050	SYS leases and SBITAs				2,279,861		(7,103)					(113,365)			(2,301,299)	(141,906)
9NY09A	Series 2009A Bonds										14,612,902					14,612,902
9NY11A	Series 2011A Bonds															-
9NY11B	Series 2011B Bonds	2,435,695				3,835,040	(10,694)				(23,630,000)		(3,301,299)			(20,671,258)
9NY14A	Series 2014 Bonds	2,353,950					(68,950)				(7,000,000)					(4,715,000)

TRUSTEES/CHANCELLOR'S OFFICE
DETAILED SCHEDULE OF ASSETS, DEFERRED OUTFLOWS, LIABILITIES, AND NET POSITION
BALANCE AT JUNE 30, 2022

Fund	Fund Name	Cash & Investments	Receivables	Prepaid & Other Current Assets	Property, Plant & Equipment	Deferred Inflows & Outflows	Accounts Payable	Deposits & Unearned Revenues	Accrued Employee Benefits	Pension & Post Retirement Medical	Long-term Debt Including Life Income	Long-term Leases & SBITAs - current portion	Derivative Instruments - Interest Rate Swaps	Asset Retirement and other obligations	Long-term Leases & SBITAs, net of current portion	Total Net Position
9NY15A	Series 2015 Bonds	5,793,172				439,007	(2,513,172)				(34,467,441)					(30,748,434)
9NY16A	Series 2016 Bonds	3,688,331				(49,903)	(768,331)				(14,310,123)					(11,440,026)
9NY17A	Series 2017A Bonds	3,246,375				587,159	(1,206,375)				(56,029,066)					(53,401,907)
9NY17B	Series 2017B Bonds	2,763,550					(688,550)				(41,950,000)					(39,875,000)
	TOTAL PLANT FUNDS	28,977,564	-	-	3,480,536	16,578,228	(5,304,217)	-	-	-	(56,292,146)		(11,105,007)	-		(26,079,706)
TOTAL TRUSTEES/CHANCELLOR'S OFFICE		**218,906,963**	**1,611,301**	**1,992,234**	**3,480,536**	**16,791,705**	**(51,046,071)**	**(1,553,786)**	**(11,441,012)**	**(645,956)**	**(56,292,146)**		**(11,105,007)**	**-**		**108,284,097**

UNIVERSITY OF NEW HAMPSHIRE DURHAM
DETAILED SCHEDULE OF REVENUES, EXPENSES, AND TRANSFERS
FOR THE YEAR ENDED JUNE 30, 2022

Fund	Fund Title	Net Student Tuition	Grant Revenue[1]	Auxiliary Revenue	Appropriations & Other Revenue	Employee Compensation	Supplies and Services	Other Expenses	Transfers In/(Out)	Beginning Fund Balance 06/30/2021	Ending Fund Balance 06/30/2022
	GENERAL OPERATING & OTHER RESTRICTED FUNDS										
15H111	Hatch Administration - Match					(74,097)			74,097	858	858
15H667	Soil Microbiome in NH Ag					(24,922)			24,922	467	467
15H681	Improving Finfish Production					(10,125)			9,659	467	1
15H682	Thermal Stress in New England					(10,125)			9,659	467	1
15H685	Veg & small fruit production in NH					(2,667)			2,417	250	-
15M100	Genomic Tools to Monitor Wildlife					(29,916)	(555)		30,471	-	-
15MS03	McIntire Stennis Admin					(5,221)			4,980	241	-
15MS04	McIntire Stennis Admin					(15,578)			15,578	-	-
15MS97	Rehabilitating the Northern Forest					(48,008)	(4,327)		51,868	467	-
15MS98	Quantifying decadal trends					(29,212)			28,735	477	-
1AU106	Other Postemployment Bnft (OPEB)					304,820				(6,300,264)	(5,995,444)
1U0ADJ	UNH Unrestricted Adjustments						4,060,727		(291,505)	-	3,769,222
1UA000	Acad Affairs Educational & General	3,832,325	287,712		152,631	(12,516,270)	10,510,586		(107,948)	5,972,655	8,131,691
1UA002	Career and Professional Services	994,289			145,700	(1,558,246)	207,301		500	1,469,790	1,259,334
1UAPPD	Acad Affairs Prepaids									-	-
1UB000	COLSA General Fund	33,936,533	1,837,145		2,143,037	(17,968,017)	(17,597,414)		(643,711)	3,628,490	5,336,063
1UB022	State AES Funds	(179,900)			4,104,049	(421,326)	(431,249)		(3,115,365)	43,748	(43)
1UB025	COLSA Farms	97,080			1,012,064	(1,408,188)	(1,165,508)	(17,910)	1,569,197	950	87,685
1UB100	COLSA General Fund -Pre FY2014						(228)		750,000	(8,818,232)	(8,068,460)
1UBPPD	COLSA General Prepaids									-	-
1UBSEQ	Ecoquest	350			35	(10,840)				90,150	79,695
1UBSIT	Study Abroad Italy	44,800			(4,835)	(2,168)	(209,300)		191,375	(22,333)	(2,461)
1UC000	COLA Educational and General	56,164,489	586,553		2,254,909	(35,442,246)	(24,965,215)	(3,875)	(16,287)	(15,799,853)	(17,221,525)
1UC001	CPS Education Program	(4,000)				(1,656)	(6,133)			-	(11,789)
1UC002	CPS MPA Program						(62)			-	(62)
1UC101	Scholars as Educators Program									27,403	27,403
1UC103	NH Literacy Institute	47,231				(4,835)	(7,387)			136,170	171,179
1UCPPD	COLA General Prepaids									-	-
1UCSGR	Granada Study Abroad						(2)			-	(2)
1UCSPD	COLA Study Away Prepaid Expenses									-	-
1UD000	CEPS Educational and General	54,727,099	3,524,370		2,054,203	(32,123,766)	(25,190,037)	(225)	(1,668,949)	24,316,602	25,639,297
1UDPPD	CEPS General Prepaids									-	-
1UE000	PAUL Education and General	37,408,801	85,436		1,184,386	(24,974,633)	(14,124,051)	(7,386)	29,539	3,762,254	3,364,346
1UE001	PAUL E&G - CPS	405,162				(6,782)				5,701,173	6,099,553
1UEPPD	PAUL General Prepaid									-	-
1UESBP	Study Abroad - Budapest									22,104	22,104
1UESCM	Study Abroad - Cruise Management									44,431	44,431
1UESDR	Study Abrd Dominican Republic									(9,593)	(9,593)
1UESFR	Study Abroad - France									12,100	12,100
1UF000	HHS Educational and General	34,307,508	1,967,193		1,701,521	(22,001,921)	(14,967,656)	(490)	(1,770,379)	21,428,327	20,664,103
1UF001	HHS E&G - MPH Program	274,685			2,765	(190,985)	(269)		(38,151)	861,019	909,064
1UF002	HHS - E&G MSW at UNH-M	236,020							(27,744)	3,040,763	3,249,039
1UFPPD	HHS General Prepaids									-	-
1UFSSW	Social Work Study Away						(15,914)			(84,862)	(100,776)
1UG001	Central Admin VP Finance					(4,573,005)	3,695,469		136,833	2,205,818	1,465,115
1UG002	Office of the President					(1,279,978)	1,196,801		202,950	386,766	506,539
1UG003	Community Equity and Diversity					(837,330)	926,353		35,971	1,168,354	1,293,348
1UG004	VP Administration					(3,761,614)	2,911,357		59,531	628,113	(162,613)
1UG005	CMO Office					(123,317)	(52,457)		49,900	-	(125,874)
1UGPPD	VPFA General Prepaids									-	-
1UK000	IT Educational & General									-	-
1UK005	Information Technology Operations				1,004,229	(26,802,439)	26,667,134		22,249	7,900,208	8,791,381
1UK006	Information Tech - Tech Fees - UNH	3,041,586			60,278	(1,763,941)	(584,130)		(293,507)	786,537	1,246,823
1UK007	Information Tech - Tech Fees - PSU				953	(525,232)	590,553			352,073	418,347

UNIVERSITY OF NEW HAMPSHIRE DURHAM
DETAILED SCHEDULE OF REVENUES, EXPENSES, AND TRANSFERS
FOR THE YEAR ENDED JUNE 30, 2022

Fund	Fund Title	Net Student Tuition	Grant Revenue[1]	Auxiliary Revenue	Appropriations & Other Revenue	Employee Compensation	Supplies and Services	Other Expenses	Transfers In/(Out)	Beginning Fund Balance 06/30/2021	Ending Fund Balance 06/30/2022
1UK008	Information Tech - Tech Fees - KSC				2,708	(537,174)	669,394			197,327	332,255
1UKADJ	UNH ET&S Unrestricted Adjustments						111,601		(111,601)	-	-
1UKPPD	IT General Prepaids									-	-
1UL000	Library Educational and General		14,318		399,751	(4,154,604)	4,971,620			8,918,770	10,149,855
1UP000	UNH Police				149,969	(3,717,715)	3,496,245		(152,503)	846,245	622,241
1UR000	VPRPS Educational and General		4,878,081		19,328	(8,645,561)	6,880,699	(9,350)	(3,149,949)	529,773	503,021
1UR001	VPRPS E&G - Centers		645,428			(75,446)	(40,980)		35,537	5,557,693	6,122,232
1UR020	Consulting Center PAU				157,651	(147,324)	(5,036)			209,634	214,925
1US000	Athletics Education&General-RCM		(205)							14,812	14,607
1UT000	Facilities Educational and General				192,633	(5,456,983)	6,560,910		(845,154)	3,520,675	3,972,081
1UT001	Energy and Campus Development				192,959	(2,615,104)	38,428,609	(7,339,096)	(27,250,977)	5,798,407	7,214,798
1UU000	Institutional Educational & General	(9,584,730)	154,862		22,468,720	(137,087)	(3,003,918)		(10,297,988)	9,806,668	9,406,527
1UU001	Institutional Bud-Proj Adjs									-	-
1UU002	Inst Destiny One Online Payments						(84,675)		38,586	180,683	134,594
1UURCM	Institutional RCM Fund		6,925,332		20,152,572		(30,466,344)		(6,741,011)	(40,674,835)	(50,804,286)
1UUTAR	TARGET PLACEHOLDER E&G - INST									-	-
1UW000	Enrollment Mngmt Ed & General	1,190,002			231,308	(5,345,142)	4,284,561		(46,113)	912,523	1,227,139
1UX000	Professional Education	1,465,782			38,171	(967,125)	(700,246)	(3,226)	42,011	(1,017,241)	(1,141,874)
1UX001	Outreach and Engagement				16,900	(120,552)	24,633		(17,565)	5,190	(91,394)
1UX026	CE State PAU		538,768		4,505,674	(3,916,659)	(855,261)		(187,461)	(5,961,234)	(5,876,173)
1UX028	CE County PAU				3,528,464	(1,403,257)	(43,219)		(192,225)	7,195,481	9,085,244
1UZ000	EOS Educational and General	(7,571)	5,377,767		156,335	(1,353,306)	(1,973,419)	(3,484)	291,793	9,838	2,497,953
1UZ024	Marine Sciences & Ocean Engineering	(1,186)	575,047		996,133	(749,693)	(402,506)	(3,310)	163,258	4,993	582,736
1UZ025	Shoals Marine Laboratory	549,773			56,813	(254,086)	(101,728)		(6,469)	1,125	245,428
1UZ030	Center for Coastal & Ocean Mapping	138,777	1,420,347		21,695	(208,605)	(710,103)		(35,781)	(3,328)	623,002
1WU106	Other Postemployment Bnft (OPEB)					2,363,737				(48,855,535)	(46,491,798)
1Z0ADJ	Agency Funds Year End Adjustment				(1,120)					(2,519)	(3,639)
1ZA001	Campus Ministry									449	449
1ZA002	Phi Beta Kappa Agency Fund				1,121					852	1,973
1ZJ012	NH Coll Pers Assoc									1,217	1,217
	TOTAL GENERAL OPERATING & OTHER UNRESTRICTED FUNDS	219,084,905	28,818,154	0	69,103,710	(225,685,472)	(21,514,776)	(7,388,352)	(53,136,727)	152,218	9,433,660
	INTERNALLY DESIGNATED										
1D0ADJ	UNH Int Desig Adjustments						(5,048,276)		(811,466)	-	(5,859,742)
1DA001	Grad Contract Courses	11,225				(7,588)	(960)			247,812	250,489
1DA005	NEBHE Dissertation Scholar						(307)			60,007	59,700
1DA006	NSF Cost of Educ Distribution	(13,483)					(1,050)		15,040	69,214	69,721
1DA008	Spaulding Faculty Fellowship					(94,721)			71,000	102,707	78,986
1DA009	Hortense Sheppard Bequest				5,000					6,813	11,813
1DA013	VPAA Discretionary					(183,301)	(749)		186,115	65,377	67,442
1DA016	Exchange Programs	2,200				(1,709)	(2,212)		4,896	13,846	17,021
1DA017	Washington Internship	(8,486)								8,486	-
1DA019	Foreign Study								(4,896)	4,896	-
1DA021	Unrest Bequest - Carpenter				11,160		(20,074)			37,748	28,834
1DA026	Faculty Development Award						(9,024)			104,276	95,252
1DA027	Spaulding/Sidore Lecture Series					(4,210)	(8,383)		12,593	-	-
1DA029	Intl Educ Faculty Development					(1,084)	(1,500)		20,000	36,610	54,026
1DA033	Evaluation Expertise								(430)	430	-
1DA035	Robert G Wakefield Quasi Endow				1,451					6,164	7,615
1DA039	International Student Programming				220					6,466	6,686
1DA040	OISS Photo Services				100					4,758	4,858
1DA041	Dean of Students Discretionary									6,575	6,575
1DA055	FITSI Tech Enhancement Award						(5,898)		(700)	51,769	45,171
1DA057	Online Program Support								(78,430)	78,430	-
1DA066	Carsey Center Operations	(4,600)			354,182	(192,373)	(37,001)		559	212,776	333,543

UNIVERSITY OF NEW HAMPSHIRE DURHAM
DETAILED SCHEDULE OF REVENUES, EXPENSES, AND TRANSFERS
FOR THE YEAR ENDED JUNE 30, 2022

Fund	Fund Title	Net Student Tuition	Grant Revenue[1]	Auxiliary Revenue	Appropriations & Other Revenue	Employee Compensation	Supplies and Services	Other Expenses	Transfers In/(Out)	Beginning Fund Balance 06/30/2021	Ending Fund Balance 06/30/2022
1DA074	NH Listens Facilitator Training						1,200			3,681	4,881
1DA076	Cert in Community Dev Fin									285	285
1DA153	SHARPP						(1,945)			12,025	10,080
1DA154	Faculty Development Initiatives									13,206	13,206
1DA193	Centennial Fund Quasi Payout				948					5,565	6,513
1DA194	Parent's Association Support	(4,000)			13,850		(26,612)		21,000	42,531	46,769
1DA196	Phi Beta Kappa Support						(2,584)		2,000	975	391
1DA401	Program Reviews					(24,088)	(30,385)		82,286	269,503	297,316
1DA422	Elliot - AA Strategic Initiatives					(116,708)	(510,143)		800,608	1,385,921	1,559,678
1DA460	VP Instructional								(88,519)	88,519	-
1DA463	Teaching Excellence Award									14,205	14,205
1DA480	Honors Discovery Program									25	25
1DA484	Paul & Dorothy T. Hobbs Payout	(986)			23,447	(5,049)	(4,669)			42,333	55,076
1DA487	McNair Scholars Program - CS					(81,718)	(23,738)		166,000	39,028	99,572
1DA488	Vet. Affairs Reporting Fee-Durham				7,632		(4,065)			17,126	20,693
1DA489	MOSDEF: Men of Strength Div Edu Fam									109	109
1DA490	Aulbani J. Beauregard Memorial Fund				567				4,936	-	5,503
1DAAC1	PI Amy Culp						(2,942)		2,043	2,049	1,150
1DAADV	UNH Pre-ADVANCE									12,757	12,757
1DAASP	Advancing Science Program						(64)		1,500	-	1,436
1DACDB	PI Daniel Bromberg								4,124	214	4,338
1DACFA	Carsey F&A Shares	(4,600)				(146,657)	(49,195)		215,488	474,047	489,083
1DACJC	PI Jessica Carson					(369)	(1,497)		616	7,268	6,018
1DACKJ	PI Kenneth Johnson								1,158	354	1,512
1DACMS	PI Michael Swack				133	(1,465)			6,630	3,540	8,838
1DACON	Connect Book Fund								(23)	23	-
1DACTE	Counseling Center Case Mngmt.									180,000	180,000
1DADIS	Disability Serv Student Interpreter									267,317	267,317
1DADP0	PI Dawna Perez						(6,236)		2,466	5,927	2,157
1DAECI	AA Electronic Campus Initiatives						(17,350)		158,787	171,123	312,560
1DAEH1	PI Erin Hale								548	-	548
1DAFRE	Faculty Research Engagement Academy					(29,623)	(8,341)		4,461	346,691	313,188
1DAGEN	BUDGET ONLY Other ID AA									-	-
1DAGNR	NRESS Grad Educ Award									1	1
1DAINX	Inclusive Excellence and Advance IT					(68,115)	(1,975)		27,366	113,216	70,492
1DALCT	Leitzel Center					(44,449)	(3,960)		109,927	148,927	210,445
1DALDR	Leadership Training								(54,861)	54,861	-
1DALJB	PI Jennifer Bourgeault					(759)	(669)		2,932	13,582	15,086
1DALRV	Leitzel Ctr - Varner CoRE									2	2
1DALSH	PI Stephen Hale						(828)		5,255	6,977	11,404
1DAMCN	PI McNair Program								1,199	6,926	8,125
1DAMHH	Holt-Shannon Core Funding					(25,390)	(4,165)		30,000	-	445
1DAMPA	MPA Prof Assoc Conferences									1,133	1,133
1DAMRG	UNH-GSC Merger Project					(170,775)	(42,427)		127,755	-	(85,447)
1DANAV	Navitas & Internationalization					(180,826)	(7,834)		(43,060)	2,644,794	2,413,074
1DANPR	VPAA Provost Transtion Fund								(4,470)	4,470	-
1DAOCS	Community Standards				12,550		(34,002)			69,186	47,734
1DAONL	UNH Online Strategic Investment					(17,272)	(139,841)			-	(157,113)
1DAOSP	Outreach Scholars Program					(9,275)	(3,672)			16,850	3,903
1DAOTP	Outreach Institutional Partnerships					(3,035)	(928)			43,678	39,715
1DAPOW	Powwow Fund									36	36
1DARVA	PI Ruth Varner					(1,966)	(3,417)		1,921	3,365	(97)
1DASCO	Foreign Scholars in Residence								(11,834)	11,834	-
1DASHM	PI Michele Holt-Shannon					(768)	(342)		23,484	5,791	28,165
1DASJW	Climate Change and Food System Nexs					(6,067)				10,814	4,747

UNIVERSITY OF NEW HAMPSHIRE DURHAM
DETAILED SCHEDULE OF REVENUES, EXPENSES, AND TRANSFERS
FOR THE YEAR ENDED JUNE 30, 2022

Fund	Fund Title	Net Student Tuition	Grant Revenue[1]	Auxiliary Revenue	Appropriations & Other Revenue	Employee Compensation	Supplies and Services	Other Expenses	Transfers In/(Out)	Beginning Fund Balance 06/30/2021	Ending Fund Balance 06/30/2022
1DASPE	Sustainability-SIMAP Program Expens				86,605	(64,937)	(13,135)			39,442	47,975
1DASPP	Sustainability Gold to Platinum					(81,057)	(41,532)		122,589	-	-
1DASUS	Sustainability Conferences				40,455	(73,749)	(10,510)			44,913	1,109
1DAT2T	Trash 2 Treasure				12,910	(1,040)	(7,686)			22,519	26,703
1DATCO	PI Catherine Overson									632	632
1DATK0	PI Thomas Kelly									196	196
1DAURC	Undergrad Research Conference									1,634	1,634
1DB007	Farm Residences				72,380	(44,215)	(8,885)	(195)		97,047	116,132
1DB021	Nr Woodlands Program					(102,006)	(18,011)		113,052	16,079	9,114
1DB027	Diagnostic Services-insects				95	(1,054)			1,025	(65)	1
1DB033	Ts Equine Events					(325)	(183)			1,924	1,416
1DB037	Project Smart				6,500		(1,821)			2,475	7,154
1DB039	Career Mobility - med Tech									1,708	1,708
1DB043	Water Quality Analysis Lab				33,281	(22,121)	(28,862)			57,656	39,954
1DB045	Therapeutic Riding Program				10,900	(5,091)	(6,845)			3,637	2,601
1DB048	NH Veterinary Diagnostic Laboratory				1,233,044	(850,801)	(335,151)			245,850	292,942
1DB050	Jones Sample Analysis				31,290	(12,743)	(10,646)			30,301	38,202
1DB051	Cream Progam				84		(5,175)			5,248	157
1DB058	Hubbard Genomics Center									63,956	63,956
1DB059	NREN Organizations & Events									1,366	1,366
1DB062	Genomics Service Center				201,176		(154,509)		(82,489)	43,729	7,907
1DB065	Center for Freshwater Biology									2,736	2,736
1DB066	Minocha Lab Fund									3,222	3,222
1DB068	Woodlands Contingency Fund				39,554		(29,345)			59,240	69,449
1DB071	Farm Vehicle&Equipment Replacement								(716)	716	-
1DB079	ANFS Equipment Replacement						(1,507)			16,999	15,492
1DB080	Nutrition Lab Equip Replacement									1,700	1,700
1DB083	UNH Equestrian Teams				14,595	(150)	(16,049)			8,020	6,416
1DB086	Biological Sciences Equipment Fund						(2,040)			98,843	96,803
1DB087	MCBS Equipment Fund									91,540	91,540
1DB088	Nat Resource & Env Equip Fund									141,570	141,570
1DB095	McDowell Vehicle Fund						(5,102)			18,782	13,680
1DB100	Dean's Discretionary Fund - COLSA					(6,925)	(11,658)			539,017	520,434
1DB102	Women & STEM									211	211
1DB103	CoRE: Memory Formation								30,000	-	30,000
1DB104	CoRE:assessment of invasive species								29,826	-	29,826
1DB105	CoRE:Agroforestry in Northeast U.S.						(2,309)		99,970	-	97,661
1DB106	CoRE:beta-platform affi-BAMS system								30,000	-	30,000
1DB117	Parsons boutwell Fund Quasi Payout						(5,654)			46,511	40,857
1DB404	BINAX/REM PROJECTS									422	422
1DB421	NHDVL Equipment Fund						(404)		141,892	543	142,031
1DB422	Poultry Exp Education Program				443		(175)			1,110	1,378
1DB425	North American Moose									1,087	1,087
1DB427	Up 2 NIH Program - Culligan						(373)			1,092	719
1DB429	River Herring - Berlinsky									4,496	4,496
1DB432	PyGCMS Analytical					(7,540)	(615)			52,200	44,045
1DB437	Northeast Center for Vibrio Disease						(1,282)			11,247	9,965
1DB438	Chu Instrumentation Center				1,300		1,546		(236)	6,601	9,211
1DB440	CoRE PRP 2017-2018 Andrade						(52)			52	-
1DB441	CoRE PRP 2017-2018 Asbjornsen									357	357
1DB444	Brewery Program Services				2,890		(2,742)			2,176	2,324
1DB445	Brown Molecular Analytics				8,545		(1,201)			1,416	8,760
1DB446	Frey Vehicle Fund						(771)			5,463	4,692
1DB448	CoRE 2019-20 Poleatewich					(484)	(1,369)			6,096	4,243
1DB449	CoRE 2019-20 Plachetzki									15,000	15,000

UNIVERSITY OF NEW HAMPSHIRE DURHAM
DETAILED SCHEDULE OF REVENUES, EXPENSES, AND TRANSFERS
FOR THE YEAR ENDED JUNE 30, 2022

Fund	Fund Title	Net Student Tuition	Grant Revenue[1]	Auxiliary Revenue	Appropriations & Other Revenue	Employee Compensation	Supplies and Services	Other Expenses	Transfers In/(Out)	Beginning Fund Balance 06/30/2021	Ending Fund Balance 06/30/2022
1DB450	Smith Vehicle Fund						(250)			(60)	(310)
1DB451	CoRE 2020-21 Elsawa						(5,127)			5,127	-
1DB452	Rowe Vehicle Fund						642			(105)	537
1DB453	CoRE IWG FY21 Hale					(1,195)				4,382	3,187
1DB454	CoRE PRP FY21 Asbjornsen					(4,474)	(3,094)			10,318	2,750
1DB455	CoRE PRP FY21 Ernakovich					(9,897)	(6,563)			16,515	55
1DB456	CoRE PRP FY21 Whistler						(424)			-	(424)
1DB457	CoRE PRP FY21 Chen					(7,119)	(8,129)			15,285	37
1DB500	COLSA Faculty Startup	(32,635)			133	(59,406)	(4,814)		(700,156)	1,560,932	764,054
1DB550	AES Dean's Discretionary						(416)		4,521,392	1,129,023	5,649,999
1DB600	STEM Initiatives									26,743	26,743
1DB700	COLSA Equip Replacement & R&R						(2,813)		1,934,641	201,115	2,132,943
1DBAA1	PI Arturo Andrade					(8,864)	(4,045)			12,356	(553)
1DBAB1	PI Andre Brito					(26,468)	(28,701)		24,005	55,509	24,345
1DBAB2	PI Analena Bruce					(52,136)	(2,175)			112,643	58,332
1DBAK1	PI Adrienne Kovach					(3,177)	(6,621)		14,996	94,923	100,121
1DBAM2	PI Alberto MANALO									1,613	1,613
1DBAP0	PI Anissa Poleatewick					(15,517)	(8,266)		7	81,364	57,588
1DBAW0	PI Adam Wymore						(1,480)		2,599	1,611	2,730
1DBBB0	PI Brian Barth						7			(199)	(192)
1DBBB1	PI Bonnie Brown	(2,446)				(58,185)	(4,197)		403	171,987	107,562
1DBCA0	PI Catherine Ashcraft					(8,322)				15,135	6,813
1DBCA1	PI Cheryl Andam									-	-
1DBCD1	PI Carlota Dao				1,200	(84,645)	(81,099)		150,000	103,913	89,369
1DBCH0	PI Carrie Hall						(1,400)		(224)	1,625	1
1DBCN0	PI Christopher NEEFUS						(8,049)			9,679	1,630
1DBCW2	PI Cheryl Whistler				1,200		(1,925)		1,425	9,076	9,776
1DBDB1	PI David BURDICk						(456)		555	(4)	95
1DBDB2	PI David Berlinsky						(2,957)		3,225	2,236	2,504
1DBDC0	PI Don CHANDLER									287	287
1DBDH1	PI Daniel Howard					(997)			(95)	1,092	-
1DBDM1	PI David Mortensen	(7,173)				(13,648)				96,076	75,255
1DBDP0	PI David Plachetzki						(1,543)		2,971	(1,444)	(16)
1DBDW0	PI Don Wojchowski					1,570	(11,041)		16,919	54,108	61,556
1DBEF0	PI Elizabeth Fairchild					(2)	(1,792)		765	11,035	10,006
1DBEH0	PI Estelle HRABAK					(7,871)	(1,775)		5,000	21,006	16,360
1DBEH1	PI Elizabeth Harvey					(19,550)	(14,634)			80,930	46,746
1DBEW0	PI Easton White						28			-	28
1DBFC1	PI Feixia Chu						(1,586)		3,186	727	2,327
1DBGEN	BUDGET ONLY Other ID COLSA									-	-
1DBGM0	PI Gregg Moore						(15,719)		2,844	24,906	12,031
1DBHA0	PI Heide ASBJORNSEN						(6,013)		755	(195)	(5,453)
1DBIH0	PI Iago Hale					(17,486)	(807)		3,321	63,744	48,772
1DBIM0	PI Istvan Miko						(1,502)		720	968	186
1DBJA1	PI John Aber					(6,930)				6,371	(559)
1DBJB0	PI Jessica BOLKER									23	23
1DBJC3	PI Jingwei Cheng					(29,718)	(11,768)		150,000	117,662	226,176
1DBJE0	PI Jessica Ernakovich					(13,381)	(5,461)			21,067	2,225
1DBJG0	PI Jeff Garnas					2,834	(6,795)		3,969	116,204	116,212
1DBJG1	PI John Gunn						(625)		3,549	2,054	4,978
1DBJGN	Garnas Core Funding					(5,622)	(1,487)		29,540	-	22,431
1DBJH1	PI John Halstead						(813)			6,505	5,692
1DBJH2	PI James HANEY									63	63
1DBJL1	PI J. Brent LOY								147	628	775
1DBJM1	PI Jesse Morrell						(920)			-	(920)

UNIVERSITY OF NEW HAMPSHIRE DURHAM
DETAILED SCHEDULE OF REVENUES, EXPENSES, AND TRANSFERS
FOR THE YEAR ENDED JUNE 30, 2022

Fund	Fund Title	Net Student Tuition	Grant Revenue[1]	Auxiliary Revenue	Appropriations & Other Revenue	Employee Compensation	Supplies and Services	Other Expenses	Transfers In/(Out)	Beginning Fund Balance 06/30/2021	Ending Fund Balance 06/30/2022
1DBKB0	PI Kimberly BABBITT									26,517	26,517
1DBKC1	PI Kevin Culligan					(1,704)	(460)		4,881	7,040	9,757
1DBKG0	PI Kelly Giraud									51	51
1DBKL0	PI Katherine Lockwood									20,860	20,860
1DBKV0	PI Krisztina Varga					(3,994)	(11,775)		8,566	65,503	58,300
1DBLM0	PI Lise Mahoney								2,557	3,673	6,230
1DBLT0	PI Louis TISA				970		(1,799)		2,603	17,873	19,647
1DBMA0	PI Melissa Aikens	(4,385)				(23,788)	(1,454)			58,031	28,404
1DBMCD	Dao Core Funding					(23,121)	(5,995)		30,000	-	884
1DBMD0	PI Mark DUCEY						(12,107)		8,364	13,168	9,425
1DBML2	PI Michael LESSER					(11,277)			12,258	(982)	(1)
1DBML3	PI Marta Lima					(2,624)	(2,121)			87,917	83,172
1DBMM1	PI Matthew MacManes	(7,346)					(24,007)		14,225	170,462	153,334
1DBMS1	PI Muhammad Shahid									500	500
1DBNF0	PI Nathan Furey					(405)	(13,639)		915	132,399	119,270
1DBNW0	PI Nancy Whitehouse						(8,892)		22,970	91,972	106,050
1DBPE0	PI Peter Erickson						805			(985)	(180)
1DBPP0	PI Peter PEKINS								852	1,475	2,327
1DBPT0	PI Paul TSANG						(765)			9,206	8,441
1DBRC0	PI Richard COTE	(3,563)				16,984	(3,119)		11,032	26,012	47,346
1DBRC1	PI Russell CONGALTON						(1,273)		404	7,678	6,809
1DBRG0	PI Raymond Grizzle					(224)	(1,205)		5,929	2,667	7,167
1DBRM1	PI Remington Moll					(35,717)	(10,850)		100,212	117,919	171,564
1DBRR0	PI Robert ROBERTSON									456	456
1DBRR2	PI Rebecca Rowe					(3,670)	(8,644)		3,363	25,269	16,318
1DBRS1	PI Richard SMITH						(1,077)		3,293	1,796	4,012
1DBSA0	PI Shadi Atallah					(8,590)			5,050	3,539	(1)
1DBSAO	Start Up Anna O'Brien						(6,111)		50,000	-	43,889
1DBSB0	PI Sherman Bigornia					(3,479)	(1,513)		465	17,850	13,323
1DBSBJ	Start Up Brittany Jeliison					(2,940)	(29,070)		100,500	-	68,490
1DBSE0	PI Stephen Eisenhaure									906	906
1DBSE1	PI Sherine Elsawa				74,700	12,847	(41,228)		5,226	15,039	66,584
1DBSEA	Elsawa Core Funding					(3,084)	(17,251)		30,000	-	9,665
1DBSEW	Start Up Easton White	(2,140)				(7,215)	(4,482)		100,000	-	86,163
1DBSF0	PI Serita Frey					(12,231)	(21,814)		4,940	35,435	6,330
1DBSFE	Start Up Fikirte Erda					(4,819)	(635)		25,000	-	19,546
1DBSG0	PI Stuart GRANDY					(80,486)	(25,243)		1,775	232,651	128,697
1DBSGM	Start Up Gregg Moore					(6,393)	(2,010)		25,000	-	16,597
1DBSJ0	PI Stephen JONES						(949)		12,532	10,894	22,477
1DBSKS	PI Konstantinos Sousounis					(13,058)				-	(13,058)
1DBSLK	Start Up Laura Kloepper								22,000	-	22,000
1DBSM0	PI Subhash MINOCHA						(61)			6,388	6,327
1DBSTC	Start Up Teresa Cohn					(15,557)	(1,218)		107,000	-	90,225
1DBSW0	PI Sarah Walker					(11,095)	(30,766)		668	73,541	32,348
1DBSWL	Walker Core Funding						(19,552)		30,000	-	10,448
1DBTD0	PI Thomas DAVIS						(353)			4,328	3,975
1DBTF0	PI Thomas FOXALL									1,445	1,445
1DBTH0	PI Theodore HOWARD									3,591	3,591
1DBVJ0	PI Victoria Jeffers					16,300	(13,651)		3,464	133,946	140,059
1DBVR0	PI Vernon Reinhold								(23,621)	23,621	-
1DBWM0	PI William MCDOWELL					4,756	(37,432)	(187)	30,130	62,191	59,458
1DBWT0	PI W Kelly Thomas					18,473	(3,791)		(3,906)	11,305	22,081
1DBWW0	PI Winsor WATSON					(327)	(1,465)		(614)	3,899	1,493
1DBWW1	PI Will WOLLHEIM	(2,813)				(978)	(5,030)		2,921	23,490	17,590
1DBXC0	PI Xuanmao Chen					(3,246)	(6,643)		7,411	22,696	20,218

UNIVERSITY OF NEW HAMPSHIRE DURHAM
DETAILED SCHEDULE OF REVENUES, EXPENSES, AND TRANSFERS
FOR THE YEAR ENDED JUNE 30, 2022

Fund	Fund Title	Net Student Tuition	Grant Revenue[1]	Auxiliary Revenue	Appropriations & Other Revenue	Employee Compensation	Supplies and Services	Other Expenses	Transfers In/(Out)	Beginning Fund Balance 06/30/2021	Ending Fund Balance 06/30/2022
1DC007	Project Search				28,312	(2,842)	(12,963)		15,372	-	27,879
1DC020	Replication Study On Violence									754	754
1DC021	UNH Survey Center				5,511	(25,817)	90,244		93,361	(21)	163,278
1DC028	Spaulding Fund Cultural Events				1,823	(1,301)	(12,045)		91,310	80,971	160,758
1DC035	Literacy Lab									22,380	22,380
1DC044	Summer Youth Music School						(1,463)			3,873	2,410
1DC045	Clark Terry/UNH Festival				15,947		(2,441)			2,789	16,295
1DC046	Theater Resources for Youth				11,586	(11,088)	(4,998)		4,120	380	-
1DC054	Piano Extension Program				10,767	(13,073)	(43)			20,806	18,457
1DC058	Family Research Lab					(104,787)	(13,521)		133,602	36,503	51,797
1DC063	COLA Non-Cap Small Projects						(4,445)			32,099	27,654
1DC064	Composition Pgm Royalties Fund				11,850	(7,185)	(2,874)			22,342	24,133
1DC068	The Confucius Institute						(1,856)			3,106	1,250
1DC070	Psychology Research Support Fund									951	951
1DC073	Int'l Conference on Social Stress				13,075		(5,152)			9,985	17,908
1DC075	McConnell Fund									4,310	4,310
1DC078	Future Leaders Institute Camp									3,985	3,985
1DC079	Power Play Interactive Theatre				194,339	(104,417)	(128,159)			69,397	31,160
1DC081	Marching Band Student Programs						(44,974)		44,000	1,866	892
1DC083	Publicly Engaged Humanities Fellows					(70)	(2)			8,286	8,214
1DC085	COLA Dean's Fund									2,076	2,076
1DC086	Art Camp						(2,228)			30,432	28,204
1DC087	Writer's Academy					(4,221)	(441)			7,309	2,647
1DC088	Theatre Camp						(179)			19,545	19,366
1DC089	Music Community Outreach				8,610		(1,961)		(9,635)	4,015	1,029
1DC091	Education Initiatives					(7,237)	(125)			14,341	6,979
1DC094	Literacy Center Programs				4,735	(667)	(422)			19,509	23,155
1DC095	NE Council Latin American Studies				(2,900)		(204)			2,950	(154)
1DC098	uSafeUS									-	-
1DC099	CoRE 2020-2021 Silva					(180)				1,060	880
1DC100	CoRE Youth Retention Initiative						(877)			5,858	4,981
1DC101	CoRE CiRCUiTs						(591)			11,775	11,184
1DC102	Prism				8,555		(2,732)			-	5,823
1DC103	Signal Panel				8,075		(31,239)		30,000	-	6,836
1DC105	Youth Band				5,125	(2,149)	(60)		2,635	-	5,551
1DC106	Youth Symphony				5,375	(3,834)	(1,359)		7,000	-	7,182
1DC107	Develop & Sustain Literacy Edu-NH								15,000	-	15,000
1DC184	Alfred&Sallie Lamberton Quasi Payou				9,206		(1,729)			25,787	33,264
1DC201	Alberta Johnson '32 Dance Quasi PO				3,682	(6,618)	(328)			18,317	15,053
1DC232	Italian Studies Quasi Payout				4,612		(5,238)			14,274	13,648
1DCAB1	PI Alexis Broderick									4,000	4,000
1DCAC1	PI Andrew Christie									87	87
1DCAC2	PI Andrew Coppens				900		(1,611)			4,015	3,304
1DCAL3	PI Alynna Lyon						(458)			3,500	3,042
1DCAM2	PI Alecia Magnificio									720	720
1DCAS1	PI Andrew Smith								3,342	13,208	16,550
1DCAW1	PI Anna Wainwright						(172)		1,479	4,601	5,908
1DCAZ1	PI Ann Zimo									3,467	3,467
1DCBG1	PI Brett Gibson						(37)			3,424	3,387
1DCBS1	PI Bethany Silva									545	545
1DCCF2	PI Cristina Faiver						(1,136)		4,000	-	2,864
1DCCG2	PI Casey Golomski									273	273
1DCCM5	PI Caitlin Mills					(8,329)	(11,566)		756	49,505	30,366
1DCCO1	PI Christina Ortmeier-Hooper									648	648
1DCCOH	Ortmeier Core Funding					(7,494)	(169)		15,000	-	7,337

UNIVERSITY OF NEW HAMPSHIRE DURHAM
DETAILED SCHEDULE OF REVENUES, EXPENSES, AND TRANSFERS
FOR THE YEAR ENDED JUNE 30, 2022

Fund	Fund Title	Net Student Tuition	Grant Revenue[1]	Auxiliary Revenue	Appropriations & Other Revenue	Employee Compensation	Supplies and Services	Other Expenses	Transfers In/(Out)	Beginning Fund Balance 06/30/2021	Ending Fund Balance 06/30/2022
1DCCP1	PI Charles Putnam									2,295	2,295
1DCCR1	PI Cesar Rebellon									-	-
1DCCV1	PI Cynthia Van Zandt									131	131
1DCDB3	PI David Bachrach								1,700	-	1,700
1DCDF1	PI David Finkelhor					(5,773)	(173)		3,125	140,270	137,449
1DCDK2	PI Delia Konzett									1,281	1,281
1DCDP1	PI David Pillemer						(2,200)			24,919	22,719
1DCDP2	PI Donna Perkins									330	330
1DCDP3	PI Danielle Pillet-Shore						(199)			6,937	6,738
1DCEC1	PI Ellen Cohn						(1,950)		613	5,369	4,032
1DCEC2	PI Elizabeth Carter						(512)			495	(17)
1DCEC3	PI Emily Baer-Bositis									9,488	9,488
1DCECS	Eighteenth Century Studies Journal									-	-
1DCED1	PI Eun Kyeong Cho								301	2,398	2,699
1DCEH3	PI Eleanor Harrison-Buck						(120)			1,905	1,785
1DCEH4	PI Elyse Hambacher						(547)			812	265
1DCER1	PI Emilie Reagan									3,762	3,762
1DCEW1	PI Ethel Wolper									17	17
1DCFA1	PI Funso Afolayan									617	617
1DCFDR	COLA Faculty Desktop						(65,806)		21,788	53,973	9,955
1DCFM1	PI Fredrik Meiton									2,614	2,614
1DCFVT	Fox Valley Technical College				77,850	(56,768)	(21,907)			825	-
1DCGN3	BUDGET ONLY PI F&A COLA									-	-
1DCHC1	PI Holly Cashman									-	-
1DCHF1	PI Harriet Fertik									2,203	2,203
1DCHT1	PI Heather Turner						(2,283)			36,208	33,925
1DCIC1	PI Ileana Chirila									500	500
1DCITL	COLA IT Lab Fund									352	352
1DCJB3	PI Jennifer Borda									3,935	3,935
1DCJB4	PI Jennifer Brewer						(530)			2,674	2,144
1DCJC2	PI Jade Caines									42	42
1DCJC3	PI Jaed Coffin									3,000	3,000
1DCJK3	PI Jonathan Koltai						(34)			965	931
1DCJM1	PI Jill A McGaughy									95	95
1DCJN1	PI Jane Nisbet						(766)			8,709	7,943
1DCJP1	PI Janet Polasky									55	55
1DCJR3	PI Julia Rodriguez									98	98
1DCJS1	PI Judy Sharkey						(1,241)			5,852	4,611
1DCJS5	PI Jennifer Spindel					(1,521)	(491)			12,126	10,114
1DCJW3	PI Jolie Wormwood					(7,514)	(6,020)		19,653	7,808	13,927
1DCKB2	PI Kabria Baumgartner						(78)		443	(155)	210
1DCKD1	PI Kurk Dorsey									8	8
1DCKD2	PI Kristina Durocher								27	416	443
1DCKH1	PI Kevin Healey									64	64
1DCKJ1	PI Kenneth Johnson									-	-
1DCKL1	PI Kimberly Lema						(2,466)		13,571	30,021	41,126
1DCKV1	PI Karen Van Gundy									-	-
1DCKZ1	PI Kate Zambon									6,577	6,577
1DCLA1	PI Laura Allen					(1,085)	(15,879)		5,054	115,242	103,332
1DCLC1	PI Leslie Couse						(8)		4,237	4,898	9,127
1DCLH1	PI Lawrence Hamilton						(517)		3,468	1,442	4,393
1DCLJ1	PI Lisa Jones						(7,760)		9,834	34,444	36,518
1DCLL1	PI Lina Lee									1,480	1,480
1DCLP1	PI Lawrence Prelli									567	567
1DCLPD	COLA Lecturer Pedagogical Dev Fund						(680)		15,828	-	15,148

UNIVERSITY OF NEW HAMPSHIRE DURHAM
DETAILED SCHEDULE OF REVENUES, EXPENSES, AND TRANSFERS
FOR THE YEAR ENDED JUNE 30, 2022

Fund	Fund Title	Net Student Tuition	Grant Revenue[1]	Auxiliary Revenue	Appropriations & Other Revenue	Employee Compensation	Supplies and Services	Other Expenses	Transfers In/(Out)	Beginning Fund Balance 06/30/2021	Ending Fund Balance 06/30/2022
1DCLS1	PI Lucy Salyer									30	30
1DCLZ1	PI Lin Zhang					(1,070)				1,069	(1)
1DCLZ2	PI Liese Zahabi									1,041	1,041
1DCMA1	PI Michael Annicchiarico									-	-
1DCMA2	PI Mike Alvarez						(1,654)		4,000	2,617	4,963
1DCMB1	PI Marla Brettschneider						(300)			1,622	1,322
1DCMC2	PI Monica Chiu									-	-
1DCMD3	PI Marion Girard Dorsey									200	200
1DCMD6	PI Madhavi Devasher									18,625	18,625
1DCMER	Music Equip Maintain/Replace						(34,390)			93,847	59,457
1DCMH1	PI Meghan Howey						(42)			10,368	10,326
1DCMK1	PI Mardi Kidwell									1,259	1,259
1DCML1	PI Michelle Leichtman									202	202
1DCML2	PI Mary Stampone									948	948
1DCML3	PI Michael Leese									971	971
1DCMS2	PI Mary Schuh								642	5,739	6,381
1DCMTR	Mock Trial Justice Studies Experien	(420)			1,425		(2,827)			3,299	1,477
1DCND1	PI Nora Addario Draper						(220)			4,481	4,261
1DCNS2	PI Nicholas Smith									178	178
1DCPC1	PI Pablo Chavajay									525	525
1DCPUN	Project United Nations						(8,543)		4,500	5,888	1,845
1DCRB1	PI Rachel Burdin					(258)				5,682	5,424
1DCRD2	PI Robert Drugan									692	692
1DCRG1	PI Rebecca Glauber								74	1,420	1,494
1DCRG2	PI Ryan Gibson						(6,674)		4,000	4,250	1,576
1DCRM1	PI Robert Mair						(2,975)		1,487	4,214	2,726
1DCRR1	PI Robert Ross						(210)			26,493	26,283
1DCRS1	PI Robin Sheriff									4,156	4,156
1DCRT1	PI Rachael Trubowitz									-	-
1DCSC1	PI Sergios Charntikov						(13,385)		3,983	84,167	74,765
1DCSG1	PI Suzanne Graham									283	283
1DCSK1	PI Soo Hyon Kim									96	96
1DCSL2	PI Smita Lahiri									5,320	5,320
1DCSP2	PI Svetlana Peshkova									73	73
1DCSS3	PI Siobhan Senier									141	141
1DCSS4	PI Samantha Seal									176	176
1DCTA1	PI Tom Alsip						(1,368)			1,700	332
1DCTIX	Performing Arts Box Office				1,078	(271)	3,275		(720)	6,156	9,518
1DCTK1	PI Tracy Keirns								15,650	11,501	27,151
1DCTPD	Theatre Productions						15,000		18,850	-	33,850
1DCTS2	PI Thomas Safford						(100)			15,825	15,725
1DCTT1	PI Timm Triplett									723	723
1DCWD1	PI Willem deVries						(1,470)			1,470	-
1DCWS3	PI William Smiley									6,236	6,236
1DCWW2	PI Wendy Walsh						(141)		189	4,954	5,002
1DCZA1	PI Zachary Azem								578	-	578
1DD013	UNHSC Equip Maintenance Fund						14,423			13,466	27,889
1DD020	NUMIFORM 2019 Conference									2,024	2,024
1DD032	Earth Science Van								56,656	-	56,656
1DD033	Earth Science Club									304	304
1DD036	Ctr for Spills in the Environment									4,631	4,631
1DD038	CEPS Career Counseling & Outreach				3,000		(2,680)			772	1,092
1DD039	Engineers without Borders - UNH				450		1,188			3,566	5,204
1DD041	Paleomagnetism Analysis (W.Clyde)									11,372	11,372
1DD043	Organic Syntheses				15,000	(8,236)	(331)			8,330	14,763

UNIVERSITY OF NEW HAMPSHIRE DURHAM
DETAILED SCHEDULE OF REVENUES, EXPENSES, AND TRANSFERS
FOR THE YEAR ENDED JUNE 30, 2022

Fund	Fund Title	Net Student Tuition	Grant Revenue[1]	Auxiliary Revenue	Appropriations & Other Revenue	Employee Compensation	Supplies and Services	Other Expenses	Transfers In/(Out)	Beginning Fund Balance 06/30/2021	Ending Fund Balance 06/30/2022
1DD046	Stormwater Demonstrations				6,500	(4,355)	2,961			11,070	16,176
1DD047	ICP Instrument									23,189	23,189
1DD048	Computational Mechanics Lab						(1,353)			2,299	946
1DD058	AttoM Lab						(586)			2,252	1,666
1DD061	Sedimentology Lab						123			-	123
1DD062	Cosmogenic Isotope Lab				22,784	(575)	(11,169)			10,736	21,776
1DD063	UNH Civil Engineer Alumni				15,870		(17,943)			53,318	51,245
1DD066	Tech Camp					2,710	(1,763)			(1,091)	(144)
1DD068	CEPS Alumni Society									10,557	10,557
1DD072	A-Lot Monitoring - Stormwater									12	12
1DD073	Nanostructured Polymers Res Ctr									3,771	3,771
1DD074	Usage Fees - FPF									(303)	(303)
1DD075	UCIRC						(1,000)			9,421	8,421
1DD076	CAMMI						(286)			6,432	6,146
1DD078	JOAMC Services				85,786	(130,326)	13,344			88,575	57,379
1DD079	CoRE IWG 2017-18								(1,189)	1,189	-
1DD080	CoRE IWG 2017-18 - Bauer						(1,107)			2,783	1,676
1DD081	CoRE IWG 2017-2018						(402)			5,171	4,769
1DD083	CoRE PRP 2017-2018 - Kinsey									-	-
1DD084	CoRE PRP 2017-2018 - Vashisth									-	-
1DD087	CoRE PRP 2019-2020 - Halpern									-	-
1DD088	CoRE PRP 2019-2020 - Begum									6,485	6,485
1DD091	Geology Journal				9,000		(1,771)			14,950	22,179
1DD094	CoRE: Inhibit enzyme - COVID-19					(1,019)				1,125	106
1DD095	CoRE: PRP 2020-2021 - Teng					(8,417)	(9,968)			18,385	-
1DD096	CoRE: PRP CoRE - Ghayoomi					(12,764)	(1,624)			21,597	7,209
1DD100	CoRE: 10 Big Ideas at NSF								30,000	-	30,000
1DD101	CoRE: Active ankle-foot prostheses								30,000	-	30,000
1DD102	CoRE: high-density microelectrode								30,000	-	30,000
1DD103	CoRE: Promote Tissue Vascularizatio								30,000	-	30,000
1DD104	CoRE: Conversion of Carbon Dioxide								30,000	-	30,000
1DD172	Harold Warren Quasi (Chemistry) PO				7,656					39,971	47,627
1DD314	PI Internal Research Support					(6,171)	(4,914)		(314,884)	631,606	305,637
1DD316	Chemistry Stockroom				25,835		(32,663)			21,445	14,617
1DD406	EPIC Summer Camp						(481)			508	27
1DD407	MDPI Travel Fund									1,444	1,444
1DD408	OE Wave Tank				60,452	(2,347)	(44,433)			34,395	48,067
1DD500	CEPS Faculty StartUp Fund						(13,307)		148,710	-	135,403
1DDAC1	PI Aleksey Charapko					(20,236)				160,422	140,186
1DDAG0	PI Arthur Greenberg									29	29
1DDAK0	PI Andrew Kun				17,405		(5,604)		3,068	850	15,719
1DDAL0	PI Anyin Li	(2,193)				(17,629)	(27,176)		64	126,925	79,991
1DDAL1	PI Anne Lightbody					(692)	(982)			54,455	52,781
1DDAR1	PI Amin Rafiei								4,000	532	4,532
1DDAW0	PI Alison Watts						(616)		1,925	13,693	15,002
1DDBC0	PI Barbaros Celikkol									-	-
1DDBF0	PI Barry Fussell									2,258	2,258
1DDBK0	PI Brad Kinsey					(9,105)	(9,373)		10,208	7,200	(1,070)
1DDBM1	PI Bingxian Mu	(4,280)				(38,694)				318,099	275,125
1DDCA0	PI C. Amato-Wierda						(2,005)		953	4,288	3,236
1DDCB0	PI Christopher Bauer					(5,977)	(4,689)		3,111	8,277	722
1DDCC0	PI Christine A. Caputo					(9,745)	(660)		414	13,689	3,698
1DDCC1	PI Craig T. Chapman								2,237	115,312	117,549
1DDCEI	Civil Engr. Internally Designated									2,498	2,498
1DDCHI	Chemistry Internally Designated				353	(1,420)			2,500	8,899	10,332

UNIVERSITY OF NEW HAMPSHIRE DURHAM
DETAILED SCHEDULE OF REVENUES, EXPENSES, AND TRANSFERS
FOR THE YEAR ENDED JUNE 30, 2022

Fund	Fund Title	Net Student Tuition	Grant Revenue[1]	Auxiliary Revenue	Appropriations & Other Revenue	Employee Compensation	Supplies and Services	Other Expenses	Transfers In/(Out)	Beginning Fund Balance 06/30/2021	Ending Fund Balance 06/30/2022
1DDCSI	Comp Science Internally Designated									317	317
1DDCW0	PI Colin Ware									305	305
1DDCW1	PI Christopher White								3,165	42,861	46,026
1DDCW2	PI Chanda Prescod-Weinstein	(3,333)				(124,198)	(10,390)		33,941	277,689	173,709
1DDCZ0	PI Charles Zercher	(2,193)				(11,589)	(2,157)			58,501	42,562
1DDDB0	PI RD Bergeron									258	258
1DDDB1	PI Dale Barkey									68	68
1DDDC0	PI Dennis Chasteen									76	76
1DDDC1	PI Diliang Chen					(40,290)	(38,182)		91,537	119,243	132,308
1DDDCH	Chen CORE Funding					(10,808)	(10,988)		30,000	-	8,204
1DDDF0	PI David Feldman									300	300
1DDDF2	PI Diane Foster						(521)			-	(521)
1DDDH0	PI Donald Hadwin									2,700	2,700
1DDDL0	PI David Lashmore								(591)	591	-
1DDDM1	PI Dawn Meredith #2	(2,137)					(2,193)		1,931	4,463	2,064
1DDDM3	PI David Mattingly					(500)	(120)		591	427	398
1DDDN0	PI Dmitri Nikshych						(1,520)		1,580	3,860	3,920
1DDDS0	PI Don Sundberg									837	837
1DDDX0	PI Dongpeng Xu						(5,129)		1,506	62,326	58,703
1DDEB0	PI Erin Santini Bell					(3,718)	(2,890)		14,153	12,821	20,366
1DDEB1	PI Erik Berda				21,000	(2,683)	(5,527)		5,872	8,628	27,290
1DDED0	PI Eshan Dave				8,633	(9,093)	(6,027)		6,046	16,594	16,153
1DDEH0	PI Edward Hinson									464	464
1DDEL0	PI Ernst Linder									1,343	1,343
1DDEL1	PI Elena A. Long						(1,980)			133,444	131,464
1DDENV	CEPS Environmental Engineering						(5,470)		56,420	55,914	106,864
1DDES0	PI Edward Song						(15,708)		3,367	29,955	17,614
1DDEV0	PI Elizabeth Varki						(2,141)			27,998	25,857
1DDFF0	PI Francois V.O. Foucart	(20,044)				(58,747)	(12,149)		5,991	203,740	118,791
1DDFH0	PI FW Hersman									3,386	3,386
1DDGC0	PI Gregory Chini					(2,286)				38,858	36,572
1DDGEN	BUDGET ONLY Other ID CEPS									-	-
1DDGL0	PI Gonghu Li					(2,125)	(699)		4,712	2,373	4,261
1DDGM0	PI Glenn Miller						(906)			41,463	40,557
1DDGN3	BUDGET ONLY PI F&A CEPS									-	-
1DDGS0	PI Glenn Shwaery									437	437
1DDGW0	PI Gary Weisman									3,453	3,453
1DDHM0	PI Howard Mayne									1,414	1,414
1DDHV0	PI Harish Vashisth					(1,414)	(6,822)		7,614	38,113	37,491
1DDIK0	PI Ioannis Korkolis									1	1
1DDINT	CEPS Departmental Incentive					(33,655)	(41,544)		264,857	2,295,663	2,485,321
1DDIT0	PI Igor Tsukrov								5,235	14,642	19,877
1DDJB0	PI Jean Benoit						(32)		2,081	1,426	3,475
1DDJB1	PI Julia Bryce									981	981
1DDJD0	PI John M Davis						(1,691)		1,456	2,728	2,493
1DDJD1	PI Jo Daniel				8,633	(7,745)	(2,030)		694	1,741	1,293
1DDJG3	PI John F. Gibson					(3,295)	(1,394)		3,368	10,800	9,479
1DDJH2	PI James Houle					(16,050)	(13,910)		11,267	84,966	66,273
1DDJH3	PI Jeffery Halpern	(3,695)			342	(5,752)	(5,056)		2,841	59,602	48,282
1DDJH4	PI Jinjin Ha					(6,136)	(4,718)		(164,093)	320,756	145,809
1DDJJ3	PI Joel E. Johnson									72	72
1DDJK0	PI James Krzanowski				700					4,104	4,804
1DDJK1	PI Jospeh Klewicki								1,000	-	1,000
1DDJL0	PI John Lacourse									43	43
1DDJL1	PI Jo Laird									959	959

UNIVERSITY OF NEW HAMPSHIRE DURHAM
DETAILED SCHEDULE OF REVENUES, EXPENSES, AND TRANSFERS
FOR THE YEAR ENDED JUNE 30, 2022

Fund	Fund Title	Net Student Tuition	Grant Revenue[1]	Auxiliary Revenue	Appropriations & Other Revenue	Employee Compensation	Supplies and Services	Other Expenses	Transfers In/(Out)	Beginning Fund Balance 06/30/2021	Ending Fund Balance 06/30/2022
1DDJL2	PI Joseph M. Liccardi						(992)		2,280	(313)	975
1DDJL4	PI Jinqing Liu								500	-	500
1DDJM2	PI James Malley						(3,267)		872	30,460	28,065
1DDJP1	PI Joseph C. Poythress					(19,540)			(124,518)	144,058	-
1DDJR0	PI John T. Roth					(6,372)			(50,000)	173,256	116,884
1DDJS0	PI Junhao Shen									10,969	10,969
1DDJT1	PI John Tsavalas						(287)		6,219	11,420	17,352
1DDJW1	PI James Weiner									17	17
1DDJZ1	PI Jiadong Zang					(3,577)	(2,060)		4,061	33,785	32,209
1DDKB1	PI Kathleen Bowe								4	-	4
1DDKC0	PI Kent Chamberlin						(388)		1,843	3,026	4,481
1DDKEI	Chemical Engr Internally Designated				720		(829)		(4,020)	22,336	18,207
1DDKG0	PI Karen Graham									501	501
1DDKG1	PI Kevin Gardner									5,638	5,638
1DDKG2	PI Kai Germaschewski									6,592	6,592
1DDKJ0	PI Kyung Jae Jeong						(6,769)		3,077	40,517	36,825
1DDKK0	PI Kyle P. Kwiatkowski	(4,497)				(9,177)	(724)			106,401	92,003
1DDKS0	PI Kevin Short					(16,028)			17,057	-	1,029
1DDKS3	PI Karl Slifer						(7,024)		11,969	34,106	39,051
1DDKW0	PI Kang Wu					(1,626)	(6,912)		4,020	4,511	(7)
1DDLD2	PI Laura M. Dietz					(22,327)	(1,362)		3,269	33,102	12,682
1DDLG0	PI Liming Ge									233	233
1DDLL1	PI Linqing Li					(4,944)	(20,857)		119,228	70,457	163,884
1DDMAI	Math Internally Designated									10,908	10,908
1DDMB1	PI Margaret Boettcher								1,955	-	1,955
1DDMB2	PI Marc Boudreau	(2,193)				(14,992)	(2,370)			32,073	12,518
1DDMB3	PI Momotaz Begum						(26)		3,905	24,475	28,354
1DDMC1	PI Michael Carter									82	82
1DDMC2	PI Michael R Collins					(226)	(3,075)		5,846	11,716	14,261
1DDMEI	Mech Engr Internally Designated									1,331	1,331
1DDMG1	PI Margaret Greenslade									1,433	1,433
1DDMG2	PI Majid Ghayoomi				17,957	(4,228)	(4,123)		2,247	36,423	48,276
1DDMH0	PI Maurik Holtrop						(6,406)		1,815	17,576	12,985
1DDMK0	PI Marko Knezevic	(3,780)					(3,819)		9,755	8,129	10,285
1DDMK1	PI Mehmet Kayaalp									245,269	245,269
1DDML2	PI Mark Lyon									341	341
1DDMP0	PI Marek Petrik					(6,352)	(458)		6,008	61,722	60,920
1DDMS0	PI Marianna Shubov						(1,522)		2,154	2,740	3,372
1DDMT0	PI May-Win Thein					(5,420)	(171)		6,428	197	1,034
1DDMW0	PI Martin Wosnik					(2,117)	(2,707)		5,957	2,848	3,981
1DDMW1	PI Merav Weingarden								500	-	500
1DDNA0	PI Nigar Altindis								500	-	500
1DDNG0	PI NIVEDITA GUPTA									1,439	1,439
1DDNK0	PI Nancy Kinner				6,480		(10,848)		16,782	10,466	22,880
1DDNK1	PI Nicholas Kirsch						(3,668)		14,770	3,242	14,344
1DDNL1	PI Nathan Laxague	(1,140)				(25,926)	(82,606)		88,540	270,497	249,365
1DDNO1	PI Nathan J. Oldenhuis					(15,464)	(69,907)		162,250	79,084	155,963
1DDNP1	PI Nikhil Padhye					(31,407)	(14,064)			157,395	111,924
1DDNY0	PI Nan Yi					(1,556)	(2,408)			56,269	52,305
1DDOB0	PI Orly Buchbinder						(9,976)		2,040	8,074	138
1DDOE0	PI Olof Echt									3,834	3,834
1DDPB0	PI Per Berglund									869	869
1DDPH0	PI Phillip Hatcher								(101)	101	-
1DDPHI	Physics Internally Designated						(265)			933	668
1DDPM0	PI Paula McWilliam									279	279

UNIVERSITY OF NEW HAMPSHIRE DURHAM
DETAILED SCHEDULE OF REVENUES, EXPENSES, AND TRANSFERS
FOR THE YEAR ENDED JUNE 30, 2022

Fund	Fund Title	Net Student Tuition	Grant Revenue[1]	Auxiliary Revenue	Appropriations & Other Revenue	Employee Compensation	Supplies and Services	Other Expenses	Transfers In/(Out)	Beginning Fund Balance 06/30/2021	Ending Fund Balance 06/30/2022
1DDPM1	PI Paula J. Mouser	(2,049)			12,960	(9,901)	(15,396)		8,274	34,470	28,358
1DDPS0	PI Patricia Solvignon									48,219	48,219
1DDPV0	PI PT Vasudevan						(167)			105,034	104,867
1DDPY0	PI Se Young (Pablo) Yoon					(12,906)			2,879	20,537	10,510
1DDQY0	PI Qiaoyan Yu					(1,154)	(1,066)		4,863	4,067	6,710
1DDQYU	Yu Core Funding					(6,082)	(1,690)		15,000	-	7,228
1DDQZ1	PI Qi Zhang					(32,684)	(921)			121,804	88,199
1DDRB0	PI Radim Bartos						(208)			2,354	2,146
1DDRC0	PI Raymond Cook									379	379
1DDRC2	PI Russell Carr									559	559
1DDRC3	PI Rosemary Came						(244)			67,844	67,600
1DDRH0	PI Robert Henry									3,338	3,338
1DDRJ0	PI Richard Johnson					(2,168)	(2,625)		1,297	8,104	4,608
1DDRK0	PI Richard Kaufmann									3,153	3,153
1DDRM0	PI Richard Messner									187	187
1DDRM1	PI Ricardo Medina								909	398	1,307
1DDRP0	PI Roy Planalp						(1,869)			4,840	2,971
1DDRR1	PI Robert Russell #2									5,819	5,819
1DDSA1	PI MR Swift					(6,655)			192	15,224	8,761
1DDSA2	PI Saeed Azam					(14,873)	(3,564)		174,362	175,789	331,714
1DDSDS	Start Up Dean Sullivan					(14,270)	(3,002)		20,000	-	2,728
1DDSF1	PI Shawna Hollen Fischer	(2,686)					(4,189)		4,316	4,043	1,484
1DDSFH	Start Up Fei Han					(13,882)	(1,599)		100,000	-	84,519
1DDSHL	Fischer Core Funding					(1,815)	(1,359)		30,000	-	26,826
1DDSM0	PI Sharon McCrone						(1,518)		33	12,915	11,430
1DDSM2	PI Shaad Mahmud					(7,139)	(7,900)		562	67,961	53,484
1DDSPK	Start Up Philippe Kalmogo					(4,783)	(1,085)		50,000	-	44,132
1DDSS1	PI Sheree T. Sharpe									1	1
1DDST0	PI Sterling Tomellini									176	176
1DDSV0	PI Scott Valcourt									93	93
1DDTB0	PI Thomas Ballestero					(115)			4,524	4,774	9,183
1DDTG0	PI Todd Gross									7,325	7,325
1DDTM0	PI Tracy L. Mandel	(16,912)				(43,320)	(32,610)			258,123	165,281
1DDWC0	PI William Clyde								1,772	1,680	3,452
1DDWM2	PI Weiwei Mo					(1,832)	(5,701)		4,121	34,297	30,885
1DDWR0	PI Wheeler Ruml						(1)		526	14,767	15,292
1DDWS0	PI William Seitz						(344)			1,129	785
1DDXT0	PI Xiaowei Teng					(2,507)	(1,789)		8,055	(650)	3,109
1DDYK0	PI Young Jo Kim					(10,029)	(6,760)		875	46,349	30,435
1DDYL1	PI Yaning Li									-	-
1DE002	Marketing Projects				15,250		(12,884)			18,939	21,305
1DE004	Decision Science Entrepreneur Intrn				10,950	(7,337)	(4,612)			3,541	2,542
1DE005	Post Tenure Fac Development						(2,874)			33,227	30,353
1DE336	Rosenberg Faculty Chair				40,248				(40,248)	30,796	30,796
1DE337	Rosenberg Franchise Center					(30,774)	(648)		40,248	8,965	17,791
1DE357	Gourmet Dinner				8,040		(6,368)			1	1,673
1DE3FP	Executive Programs Liquor									100	100
1DE500	Inquiry Course Program									58,143	58,143
1DE501	PAUL Start Up Funding								1,970	-	1,970
1DE550	Social Venture Innovation Challenge									812	812
1DE600	Up 2 NIH - Reagan Bauhgman									2,860	2,860
1DE700	Venkatachalam Undergrad Resrch Fund					(1,746)	(700)		(3,500)	62,419	56,473
1DE800	PAUL Discretionary Fund						(554)			7,713	7,159
1DE900	Associate Dean Support Fund									4,146	4,146
1DEACF	ACFI Conference								10,000	-	10,000

UNIVERSITY OF NEW HAMPSHIRE DURHAM
DETAILED SCHEDULE OF REVENUES, EXPENSES, AND TRANSFERS
FOR THE YEAR ENDED JUNE 30, 2022

Fund	Fund Title	Net Student Tuition	Grant Revenue[1]	Auxiliary Revenue	Appropriations & Other Revenue	Employee Compensation	Supplies and Services	Other Expenses	Transfers In/(Out)	Beginning Fund Balance 06/30/2021	Ending Fund Balance 06/30/2022
1DEAE2	Andrew Earle - Internal Support									1,021	1,021
1DEAL1	PI Alex LaBrecque					(8,130)			8,130	-	-
1DEAP1	PI Tuck Pescosolido- Internal Suppo									500	500
1DEAS1	Anupama Sukhu - Internal Support						(893)			5,000	4,107
1DEBA1	Billur Akdeniz - Internal Support									122	122
1DEBH1	Internal Support - Brad Herring					(12,341)				12,341	-
1DEBP1	Bruce Pfeiffer - Internal Support						(245)			801	556
1DECAP	Paul College Technology Cap Reserve								784,076	-	784,076
1DECB1	Carole Burnett - Internal Support									-	-
1DECB2	Clayton Barrows - Internal Support									286	286
1DECS1	Christine Shea - Internal Support					(7,949)	(1,597)		8,507	14,797	13,758
1DECS3	PI Cinthia Satornino					(10,840)			10,840	-	-
1DEDB1	Danielle Brick - Internal Support					(5,553)	(1,803)		(1,970)	9,327	1
1DEDD1	Devkamel Dutta - Internal Support									3,632	3,632
1DEDI1	Daniel Innis - Internal Support									31,999	31,999
1DEDO1	Deniz Ozabaci - Internal Support									1,547	1,547
1DEDR3	PI Daniel Remar									1,500	1,500
1DEEG1	PI Liz Gray					(9,756)	(3,312)		14,082	105,760	106,774
1DEES1	PI Eleanne Solorzano									42	42
1DEEX1	Emily Xu - Internal Support									4,533	4,533
1DEEZ1	Ermira Zifla - Internal Support					(9,256)				11,966	2,710
1DEFW1	Fiona Wilson - Internal Support					(256)				6,489	6,233
1DEGEN	BUDGET ONLY Other ID PAUL									-	-
1DEGY1	Goksel Yalcinkaya- Internal Support									10,336	10,336
1DEHA1	Hachemi Aliouche - Internal Support									4,836	4,836
1DEHL2	Internal Support - Honggi Lee					(12,341)				12,341	-
1DEHSP	Hospitality Sponsorship Fund			3,716			(706)			11,972	14,982
1DEIK1	Inchan Kim - Internal Support					(7,708)				14,709	7,001
1DEJC1	Chen Jianhong - Internal Support					(1,456)				1,126	(330)
1DEJG1	Jennifer Griffith- Internal Support									6,500	6,500
1DEJH1	PI Ju-Chin Huang					(1,557)				3,594	2,037
1DEJH3	Ju-Chin Huang - Internal Support									6,025	6,025
1DEJH4	John Hasseldine - Internal Support									1	1
1DEJH6	Jaroslav Horvath - Internal Support					(1,851)				1,851	-
1DEJL1	Jun Li - Internal Support					(1,043)	(464)			7,467	5,960
1DEJL2	Jonathan Lee - Internal Support						(11,243)		9,000	8,700	6,457
1DEJN2	Jonathan Nash - Internal Support									-	-
1DEJP3	Internal Support - Justin Pomerance					(10,490)	(2,569)			13,307	248
1DEJS1	PI Jeff Sohl					(43,360)				42,518	(842)
1DEJW1	Jing Wang - Internal Support									1,125	1,125
1DEKC1	PI Karen Smith Conway									1	1
1DEKC2	Karen Conway - Internal Support									6,323	6,323
1DEKG1	Kholekile Gwebu - Internal Support					(5,553)	(1,348)			13,691	6,790
1DELB1	Ludwig Bstieler - Internal Support					(6,633)	(701)			9,256	1,922
1DELB2	PI Ludwig Bstieler									2,377	2,377
1DELG1	Lin Guo - Internal Support									3,253	3,253
1DELR2	Loris Rubini - Internal Support					(1,851)				1,925	74
1DEMG1	Michael Goldberg - Internal Support					(1,653)				1,855	202
1DEMG2	PI Michael Goldberg									406	406
1DEMH2	Safayat Hossain - Internal Support					(9,256)				9,256	-
1DEMK1	Michael Kukenberger-Internal Suppor					(5,622)				12,045	6,423
1DEMM1	Michael Merenda - Internal Support									1,034	1,034
1DEMM3	Mihail Miletkov - Internal Support									6,000	6,000
1DEMM4	Melda Matoglu - Internal Support					(8,308)				10,708	2,400
1DENN1	Neil Niman - Internal Support					(36,256)				74,134	37,878

UNIVERSITY OF NEW HAMPSHIRE DURHAM
DETAILED SCHEDULE OF REVENUES, EXPENSES, AND TRANSFERS
FOR THE YEAR ENDED JUNE 30, 2022

Fund	Fund Title	Net Student Tuition	Grant Revenue[1]	Auxiliary Revenue	Appropriations & Other Revenue	Employee Compensation	Supplies and Services	Other Expenses	Transfers In/(Out)	Beginning Fund Balance 06/30/2021	Ending Fund Balance 06/30/2022
1DEPH1	N Paul Harvey - Internal Support									445	445
1DEPL1	Peter Lane - Internal Support								37	11,792	11,829
1DERB1	PI Reagan Baughman									284	284
1DERC1	Rachel Campagna - Internal Support					(869)	(627)			6,141	4,645
1DERM2	Robert Mohr -Internal Support									3,614	3,614
1DERW2	PI - Robert Woodward									78	78
1DESB1	Stephanie Brockman - Internal Supt					(9,256)			500	9,256	500
1DESD1	Shuili Du - Internal Support						(3,081)			5,905	2,824
1DESI1	PI Steven Irlbeck					(4,628)				4,628	-
1DESP1	Internal Support - Svetlana Petrova					(9,256)				9,256	-
1DESS2	PI Scarlett Song					(6,170)				6,170	-
1DETA1	Tevfik Aktekin - Internal Support									16,114	16,114
1DETG1	Thomas Gruen - Internal Support						(154)			6,503	6,349
1DEVCZ	Voice Z - Student Mktg Projects				3,500	(2,007)	2,767			6,666	10,926
1DEVD1	Vanessa Druskat - Internal Support									307	307
1DEVK1	Valentini Kalargyrou- Internal Supp						(27)			1,074	1,047
1DEWX1	Wenjuan Xie - Internal Support									6,104	6,104
1DEXC1	Xiao Chen - Internal Support									2,710	2,710
1DEYC1	Yunshil Cha - Internal Support					(9,256)				9,256	-
1DEYG1	Yin Germaschewski- Internal Support					(1,851)				2,418	567
1DEYL1	Yixin Liu - Internal Support									2,017	2,017
1DF001	Cardiac Rehab				16,147	(8,373)	(123)			9,250	16,901
1DF002	Outdoor Pursuits									4,185	4,185
1DF009	Community Testing				2,150					12,369	14,519
1DF011	Fireside Program									634	634
1DF012	Sports Studies									204	204
1DF016	Kinesiology Workshop/Conf				1,050		(13,017)			91,309	79,342
1DF017	Social Work Workshop/Conf						(4,634)			41,659	37,025
1DF018	Occupational Therapy Workshop				400		(2,829)			82,822	80,393
1DF019	RMP Workshop/Conference				5,000	(9,484)	(7,606)			116,441	104,351
1DF020	CD Workshop/Conference						(2,710)			73,188	70,478
1DF021	Nursing Workshop/Conference	(5,000)								90,235	85,235
1DF022	Family Studies Conference/Workshop					(1,069)	(7,757)			47,894	39,068
1DF023	HMP Workshop/Conferences									57,404	57,404
1DF025	Fac/Staff fitness						(6,064)		20,000	39,794	53,730
1DF027	IOD Training Workshops				134,300	(10,829)	(1,872)		1,631	8,311	131,541
1DF029	Northeast Passage Fee Income				367,490	(525,723)	(58,734)		273,000	54,610	110,643
1DF031	IHPP				18,100	(269,746)	(24,105)		373,199	367,252	464,700
1DF032	Healthy UNH					(119,987)	(3,873)		123,828	-	(32)
1DF033	Medicaid Claiming				41,122	(6,211)	(5,005)			62,105	92,011
1DF034	HHS Strategic Initiatives					(54,838)	(30,215)		37,950	235,177	188,074
1DF035	START				4,348,007	(2,374,424)	(489,829)			1,208,513	2,692,267
1DF036	Center on Aging & Community Living				5,945	(253)	(4,601)			6,118	7,209
1DF037	Center for Inclusive Education									12,454	12,454
1DF038	Up 2 NIH - Semra Aytur									2,328	2,328
1DF039	RENEW				711,355	(491,624)	(70,974)			384,200	532,957
1DF040	CSDC Conferences and Workshops						2,375		33,739	13,898	50,012
1DF042	UP 2 NIH - Kerryellen & Sajay					(265)	(2,460)			15,000	12,275
1DF043	Up 2 NIH - JoAnne Malloy									326	326
1DF044	Assistive Technology						(370)			53,304	52,934
1DF046	CACL Center Evaluation								(41)	41	-
1DF050	Seacoast Clinic						205			3,066	3,271
1DF056	IOD - reserves				3,638	(267,119)	(241,731)		429,246	616,789	540,823
1DF058	CoRE Risk & Resiliance									6,647	6,647
1DF059	IWG on New Frontiers of Work					(571)	(540)			11,636	10,525

UNIVERSITY OF NEW HAMPSHIRE DURHAM
DETAILED SCHEDULE OF REVENUES, EXPENSES, AND TRANSFERS
FOR THE YEAR ENDED JUNE 30, 2022

Fund	Fund Title	Net Student Tuition	Grant Revenue[1]	Auxiliary Revenue	Appropriations & Other Revenue	Employee Compensation	Supplies and Services	Other Expenses	Transfers In/(Out)	Beginning Fund Balance 06/30/2021	Ending Fund Balance 06/30/2022
1DF060	Effectiveness of Telehealthy FFP					(3,831)	(1,167)			9,834	4,836
1DF100	CoRE: UNH Early Childhood Institute								15,000	-	15,000
1DF500	HHS Start Up Funding					(5,741)	(35)		5,776	-	-
1DFAB1	PI Anne Broussard									3,574	3,574
1DFAC1	PI Amy Costello								1,004	658	1,662
1DFAH1	PI Andrew Houtenville					(1,495)	(2,011)		(38,895)	103,918	61,517
1DFAO1	PI Alyssa O'Brien									18,589	18,589
1DFAR2	PI Amy Ramage					(12,662)	(62)		4,466	8,258	-
1DFAT1	PI Anita Tucker									4,020	4,020
1DFAT2	PI Alexa Trolley-Hanson									1,298	1,298
1DFAW1	PI Allison Wilder									5,831	5,831
1DFBB1	PI Brent Bell						(438)			9,655	9,217
1DFBF2	PI Barbara Frankel				5,000				32,191	1,041	38,232
1DFBH2	PI Beth Hallett									46	46
1DFBK1	PI BoRin Kim					(5,739)	(570)		1,087	21,314	16,092
1DFBW1	PI Barbara White						(981)			74	(907)
1DFCAP	CHHS Capital Reserve								6,620,498	-	6,620,498
1DFCH2	PI Cindy Hartman								500	2,793	3,293
1DFCJ2	PI Chung Jeong						(4,745)		4,000	4,484	3,739
1DFCKC	Startup Kay Chen					(9,876)	(10,419)		69,111	-	48,816
1DFDB1	PI Debra Brucker						(535)		13,116	28,679	41,260
1DFDF1	PI Deborah Feairheller								125	-	125
1DFDH2	PI Dan Habib								186	992	1,178
1DFDL1	PI Dain LaRoche									266	266
1DFDL2	PI David Laflamme								4,981	17,575	22,556
1DFDR1	PI Donald Robin					(3,461)	(1,749)			5,591	381
1DFDS2	PI Dan Sedory									(150)	(150)
1DFEH2	PI Elizabeth Humphreys						(722)		3,472	3,204	5,954
1DFES2	PI Erin Sharp									2,240	2,240
1DFGB1	PI Gretchen Bean									1,318	1,318
1DFGEN	BUDGET ONLY Other ID CHHS									-	-
1DFGH1	PI Gene Harkless								385	10,072	10,457
1DFGM1	PI Gibran Mancus								10,000	-	10,000
1DFGN3	BUDGET ONLY PI F&A CHHS									-	-
1DFHB1	PI Heather Barber									2,155	2,155
1DFHD1	PI Holly DeBlois									383	383
1DFHEB	Startup Esmaeil Bahalkeh								26,444	-	26,444
1DFHSS	IEHSS Indirect Cost Return					(10,217)	(6,904)		35,171	-	18,050
1DFJB2	PI Joan Beasley						(2,268)		4,275	1,351	3,358
1DFJB3	PI Jessie Bennett					(38)	(350)			6,897	6,509
1DFJC2	PI Joyce Cappiello									6,782	6,782
1DFJG1	PI Jill Gravink						(4,177)		785	4,151	759
1DFJM1	PI Joanne Malloy						(4,763)		4,534	43,217	42,988
1DFJM2	PI Jerry Marx									6,767	6,767
1DFJO1	PI Jennifer O'Brien						(4,648)		8,000	7,935	11,287
1DFJP3	PI Josephine Porter						(15,694)		20,413	13,410	18,129
1DFJR1	PI Jeanne Ryer						(5,009)		24,159	69,192	88,342
1DFJR2	PI Jennifer Rabalais								3,157	6,037	9,194
1DFJS5	PI Jayson Seaman									2,858	2,858
1DFJT1	PI Tyler Jamison									167	167
1DFJT2	PI Jill Sherman									502	502
1DFJT3	PI Jill Thorson						(1,393)		10,000	23,099	31,706
1DFKA1	PI Karla Armenti						(4,295)		7,231	6,987	9,923
1DFKAB	Startup Alberto Batinti					(10,599)	(280)		19,778	-	8,899
1DFKB2	PI Kathryne Brewer						(1,800)			1,502	(298)

UNIVERSITY OF NEW HAMPSHIRE DURHAM
DETAILED SCHEDULE OF REVENUES, EXPENSES, AND TRANSFERS
FOR THE YEAR ENDED JUNE 30, 2022

Fund	Fund Title	Net Student Tuition	Grant Revenue[1]	Auxiliary Revenue	Appropriations & Other Revenue	Employee Compensation	Supplies and Services	Other Expenses	Transfers In/(Out)	Beginning Fund Balance 06/30/2021	Ending Fund Balance 06/30/2022
1DFKC2	PI Karen Collins									12	12
1DFKG2	PI Kathryn Greenslade					(1,579)				49,599	48,020
1DFKK1	PI Kerry Kazura									683	683
1DFKMC	Startup Scott McNamara					(8,792)	(1,845)		38,111	-	27,474
1DFKN1	PI Kimberly Nesbitt						(3,416)		104,458	40,173	141,215
1DFKN2	PI Kerry Nolte								5,969	10,630	16,599
1DFKN3	PI Kelly Nye-Lengerman						(75)		2,237	-	2,162
1DFKP1	PI Kim Phillips								21,009	32,772	53,781
1DFKSM	Startup Sophia Min						(132)		18,889	-	18,757
1DFKV1	PI Kerryellen Vroman									9,473	9,473
1DFLB1	PI Linda Bimbo								13,789	20,281	34,070
1DFLD1	PI Laura Davie					(9,853)	(3,060)		11,016	19,669	17,772
1DFLG1	PI Lou Anne Griswold									4,735	4,735
1DFLH1	PI Lucy Hodder						(200)		1,519	2,537	3,856
1DFMA2	PI Marcy Ainslie									8,460	8,460
1DFMB1	PI Mary Banach									7,088	7,088
1DFMB2	PI Mark Bonica						(155)			1,607	1,452
1DFMB3	PI Michael Brian						(4,774)			53,906	49,132
1DFMD1	PI Marcy Doyle						(96)		4,258	474	4,636
1DFMF2	PI Michael Ferguson						(1,224)		1,448	3,056	3,280
1DFMG1	PI Michael Gass						(2,858)		1,759	3,592	2,493
1DFMG3	PI Marjorie Godfrey					(3,463)	(1,819)		5,086	13,683	13,487
1DFMS6	PI Mary St. Jacques						(6)		412	690	1,096
1DFMW1	PI Melissa Wells								1,403	7,293	8,696
1DFNGM	Startup Gibran Mancus					(10,598)			39,777	-	29,179
1DFNKC	Startup Kristen Clark					(11,081)	(699)		75,222	-	63,442
1DFNT2	PI Nikhil Tomar					(2,938)	(3,060)			12,495	6,497
1DFPC1	PI Patti Craig									12,823	12,823
1DFPD1	PI Pam Dinapoli									528	528
1DFPK1	PI Patricia Kelshaw						(215)			39,790	39,575
1DFPS1	PI Patrick Shannon									25,133	25,133
1DFRB1	PI Robert Barcelona					(650)	(1,865)			4,039	1,524
1DFRC1	PI Ronald Croce									11	11
1DFRC2	PI Rosemary Caron						(592)			2,353	1,761
1DFRM1	PI Robert McGrath									437	437
1DFSA1	PI Sajay Arthanat						(399)			13,518	13,119
1DFSA2	PI Semra Aytur						(347)		2	1,229	884
1DFSC1	PI Summer Cook						(860)			16,628	15,768
1DFSL1	PI Susan Lord									1	1
1DFSM2	PI Shelley Mulligan									12	12
1DFSNE	Startup Ngozi Enelamah						(634)		28,889	-	28,255
1DFSS1	PI Sarah Smith						(1,244)			5,250	4,006
1DFSSS	Startup Sherri Simmons-Horton					(9,217)	(795)		28,889	-	18,877
1DFTN1	PI Tarkington Newman					(7,651)	(665)			13,209	4,893
1DFTP1	PI Tobey Partch-Davies					(27,621)	(897)		7,962	20,556	-
1DFTW1	PI Therese Willkomm						(70)		3,460	12,841	16,231
1DFVS1	PI Vidya Sundar						(2,461)		6,872	34,931	39,342
1DFWL1	PI Will Lusenhop								3,390	3,232	6,622
1DFZS1	PI Zachary Scola						(1,416)			11,830	10,414
1DG008	Presidents Discretionary		287,706			(22,333)	(204,929)		(274,239)	217,535	3,740
1DG010	University's Greatest Need		512,367			(5,420)			(487,948)	1,045,766	1,064,765
1DG018	Council of Presidents					(4,549)	(148)			101,090	96,393
1DG024	Business Services Equip Replacement						(13,795)		(22,684)	36,478	(1)
1DG025	Comm Equty Diversity Equip Replmnt						(3,729)			18,011	14,282
1DG026	UNH Campus Climate Survey					(122)	(22,150)		22,272	-	-

UNIVERSITY OF NEW HAMPSHIRE DURHAM
DETAILED SCHEDULE OF REVENUES, EXPENSES, AND TRANSFERS
FOR THE YEAR ENDED JUNE 30, 2022

Fund	Fund Title	Net Student Tuition	Grant Revenue[1]	Auxiliary Revenue	Appropriations & Other Revenue	Employee Compensation	Supplies and Services	Other Expenses	Transfers In/(Out)	Beginning Fund Balance 06/30/2021	Ending Fund Balance 06/30/2022
1DG027	Human Resources Equipmnt Replacmn						(13,577)		(2,631)	16,207	(1)
1DG028	Finance Equipment Replacement						(9,713)		2,162	29,788	22,237
1DG201	VPAD Discretionary Fund						(255)		255	-	-
1DG3BW	Venture Capital Endowment				11,014					17	11,031
1DG403	CFO Discretionary Fund								1,745	1,815	3,560
1DG404	University Advancement				211,381	(4,749,715)	5,509,702		78,315	4,031,919	5,081,602
1DG406	Chief Diversity Officer Discretion						(3,850)		10,000	-	6,150
1DG420	John S. Elliott Trust Escrow				863,865				(300,000)	823,292	1,387,157
1DG430	Thompson Trust Escrow				31,887					55,663	87,550
1DG436	Elizabeth Farmer McIninch Fund				1,460					21	1,481
1DG437	Edward & Diane Federman Endowment				54,052				(54,052)	5,482	5,482
1DG438	Bequests-Unrestricted to UNH				46,578					78	46,656
1DG440	Yakovakis Family Fund				3,869				(3,877)	8	-
1DG441	Phonathon Program Automation									10,129	10,129
1DG443	Advancement Equipment Replacement						(99,597)		65,579	34,018	-
1DG444	Advancement CRM System Replacement						(569)			113,408	112,839
1DG445	Marketing - Student Recruitment					(120,174)	(1,327,243)		1,725,000	106,633	384,216
1DG446	Photo and Video Services Equip Repl						(28,883)			28,890	7
1DG448	Advancement Strategic Initiatives						(95)			6,909	6,814
1DG449	VPFA Strategic Initiatives						(18,516)		91,000	135,722	208,206
1DG450	Robert Morin Unrest Bequest to UNH				5,238					-	5,238
1DG454	NAGPRA									45,447	45,447
1DG455	John and Joan Garnsey Fund									6,537	6,537
1DG456	Federman Scholarship Fund	(5,000)							54,052	-	49,052
1DGA25	Elliot Diversity Initiatives				2,800	(386)				9,682	12,096
1DGA30	McNair Scholars Program									-	-
1DGA38	NH Statewide Summit									119	119
1DGAFD	Affirmative Action Diversity Fund									203	203
1DGBSC	121 Tech Dr, Suite 111 - Operating								(2,162)	2,162	-
1DGPD2	Dive and Deliver (CED initiative)					(1,085)				14,712	13,627
1DGQ07	John H. Parsons Fund Quasi Ctr				5,338					26	5,364
1DGQ23	Helena M. Milne Endowed Fund				58,655				(58,655)	-	-
1DGQ24	Spaulding Memorial Fund				85,421				(101,560)	16,139	-
1DGUPB	PI-Upward Bound Program						(200)		(3,895)	4,095	-
1DJ059	SAF Equipment Replacement								1,160,096	-	1,160,096
1DJ104	Alabaster Blue				2,208		454			3,197	5,859
1DJ114	NH Gentlemen				692		(2,264)			2,200	628
1DJ115	NH Notables				1,443		(61)			1,087	2,469
1DJ116	UNH Mock Trial Club								(13)	13	-
1DJ117	Sigma Alpha Lambda									944	944
1DJ118	Model United Nations						(2,476)		1,200	2,495	1,219
1DJ119	Robotics Club								(60)	60	-
1DJ120	SIGNAL									3,094	3,094
1DJ121	NSSLHA				847		(844)			885	888
1DJ122	Maiden Harmony				1,199		(2,348)			3,083	1,934
1DJ124	Improv Anonymous									35	35
1DJ126	UNH Italian Club				93					670	763
1DJ128	Marketing & Advertising Club				2,751		(7,030)		4,000	3,236	2,957
1DJ130	Recreation & Policy Management						(147)			511	364
1DJ131	ISPE						(40)			43	3
1DJ132	UNH Students for Life						(49)			402	353
1DJ134	Circle K Club						(245)			1,159	914
1DJ135	Sisters in Step				2,453		(2,475)			1,311	1,289
1DJ136	Rotaract Club									1,529	1,529
1DJ138	Student Nutrition Association				166		(391)			455	230

UNIVERSITY OF NEW HAMPSHIRE DURHAM
DETAILED SCHEDULE OF REVENUES, EXPENSES, AND TRANSFERS
FOR THE YEAR ENDED JUNE 30, 2022

Fund	Fund Title	Net Student Tuition	Grant Revenue[1]	Auxiliary Revenue	Appropriations & Other Revenue	Employee Compensation	Supplies and Services	Other Expenses	Transfers In/(Out)	Beginning Fund Balance 06/30/2021	Ending Fund Balance 06/30/2022
1DJ139	UNH College Democrats						(63)			140	77
1DJ140	UNH Order of Omega				2,730		(2,539)			10,787	10,978
1DJ141	UNH Cooking Club									145	145
1DJ142	Electronic Dance Music Community									11	11
1DJ143	Student Organization Social Workers				120		(155)			255	220
1DJ144	UNH for One									247	247
1DJ145	UNH INterfraternity Council				16,845		(21,143)		416	17,670	13,788
1DJ146	Panhellenic Council				50,846	(225)	(38,001)		899	45,741	59,260
1DJ147	French Club				685		(1,383)			1,240	542
1DJ148	Delta Xi Phi				5,854		(6,936)			12,094	11,012
1DJ149	UNH Wildlife Society									2,145	2,145
1DJ150	Ecological Advocates								(110)	110	-
1DJ151	Sigma Alpha Sorority						(440)			4,435	3,995
1DJ152	Assoc of Exercise Science Students				895		(1,651)			4,295	3,539
1DJ155	STAND									205	205
1DJ156	Health Outreach Club								(119)	119	-
1DJ157	Recreation Society									440	440
1DJ159	Sigma Phi Epsilon								(415)	415	-
1DJ161	Alternative Break Challenge						(417)			1,390	973
1DJ162	Golden Key Int'l Honour Society									1,586	1,586
1DJ163	Dairy Club				1,691		(1,489)			2,884	3,086
1DJ164	Not Too Sharp				5,330		(243)			707	5,794
1DJ166	Hepcats Swing Club									509	509
1DJ168	Freshman Camp								(6,182)	6,182	-
1DJ169	Habitat for Humanity-UNH				338		(44)			-	294
1DJ170	Graduate Students of Social Work									20	20
1DJ172	Alpha Delta Phi Society								(899)	899	-
1DJ174	Oxfam UNH									173	173
1DJ175	Psychology Club									89	89
1DJ177	Pre Vet Club				730		(550)			397	577
1DJ178	Pre Dental Society				100		(612)			1,306	794
1DJ179	Society of Women Engineers				1,141		(930)			868	1,079
1DJ181	Hospitality Sales and Marketing									516	516
1DJ182	Student Nursing Organization				19,305		(20,422)			14,502	13,385
1DJ183	Kappa Kappa Psi						(12)			2,086	2,074
1DJ184	Alpha Kappa Psi				905		(1,564)		900	2,102	2,343
1DJ185	Cru UNH									2,987	2,987
1DJ186	Alpha Chi Sigma									518	518
1DJ188	Hillel									2,870	2,870
1DJ189	Amer Society for Microbiology						(40)			2,089	2,049
1DJ191	CommUNHiversity								(404)	404	-
1DJ193	Business Starters								(40)	40	-
1DJ195	Arnold Air Society				800		(244)			275	831
1DJ197	Club Managers Assc of America				250		(747)			768	271
1DJ198	American Sign Language Club				897		(681)			408	624
1DJ199	Pi Kappa Phi									63	63
1DJ200	UNH Slow Food									130	130
1DJ201	Nat'l Society of Black Engineers									372	372
1DJ202	Phi Alpha Honor Society				6,435		(630)			3,045	8,850
1DJ203	Chess Club									192	192
1DJ206	Residence Hall Association				86					-	86
1DJ208	Assoc of Students United by Music								(16)	16	-
1DJ209	Active Minds UNH								(2,142)	2,142	-
1DJ211	Best Buddies UNH				410		(45)			130	495
1DJ212	Eta Sigma Delta						(324)			2,757	2,433

UNIVERSITY OF NEW HAMPSHIRE DURHAM
DETAILED SCHEDULE OF REVENUES, EXPENSES, AND TRANSFERS
FOR THE YEAR ENDED JUNE 30, 2022

Fund	Fund Title	Net Student Tuition	Grant Revenue[1]	Auxiliary Revenue	Appropriations & Other Revenue	Employee Compensation	Supplies and Services	Other Expenses	Transfers In/(Out)	Beginning Fund Balance 06/30/2021	Ending Fund Balance 06/30/2022
1DJ213	Off the clef				1,534		(1,188)		50	1,637	2,033
1DJ214	Leadership Program								(82)	82	-
1DJ215	Owr Wirdz									74	74
1DJ216	Fia-Chait Irish Dance				175		(38)			450	587
1DJ217	Sigma Alpha epsilon									3,559	3,559
1DJ218	Comm-entary						195			185	380
1DJ219	Alpha Phi Omega				8,882		(13,612)		874	24,477	20,621
1DJ220	Sigma Chi - Upsilon									1,475	1,475
1DJ221	Anime Club									15	15
1DJ222	Society of Physics Students									1,154	1,154
1DJ223	Paranormal Club								(183)	183	-
1DJ224	Eta Sigma Phi						(31)			1,092	1,061
1DJ225	Red Cross Club				200		(93)			787	894
1DJ227	Aspiring Hands									111	111
1DJ228	Hospitality Financial and Tech Pros									1,091	1,091
1DJ229	American Society of Civil Engineers				1,163		(751)			1,070	1,482
1DJ230	Chinese Scholars & Students Assoc.									2,224	2,224
1DJ233	Silver Wings-Cunningham Chapter								(54)	54	-
1DJ234	Inner Peace Yoga Club									-	-
1DJ236	UNH Net Impact									548	548
1DJ239	UNH Yellow Ribbon Club								(344)	344	-
1DJ241	Knitting Club									119	119
1DJ242	UNH Hammock Club									39	39
1DJ245	Alpha Epsilon Delta									67	67
1DJ246	Contra UNH									757	757
1DJ247	UNH Birding Club								(148)	148	-
1DJ248	UNH Relay for Life				60		(85)			39	14
1DJ249	UNH VOX (Voices Planned Parenthood)									425	425
1DJ250	National Assoc. for Music Education				441		(187)			1,636	1,890
1DJ251	AIChE									10	10
1DJ252	Women in Business				2,669		(860)			13,173	14,982
1DJ253	Sigma Tau Delta									457	457
1DJ254	Kappa Sigma				(1,007)				(1)	1,008	-
1DJ255	Amnesty International UNH						(200)			1,176	976
1DJ256	Students for St. Jude									3,156	3,156
1DJ258	Vietnamese Student Association						(593)			1,509	916
1DJ259	UNH Cookie Jar									12	12
1DJ260	German Club				93		(2)			27	118
1DJ261	Sandpaper								(579)	579	-
1DJ262	Student Occ. Therapy Assoc.				870		(738)			3,525	3,657
1DJ264	Animal Welfare Alliance						(33)			532	499
1DJ266	Teachers of Tomorrow									10	10
1DJ267	Therapeutic Art Club									240	240
1DJ268	Chinese Language Club								(5)	5	-
1DJ269	Pi Mu Epsilon				414		(123)			2,145	2,436
1DJ270	Student Armed Forces Association									2,166	2,166
1DJ271	Theta Chi Zeta Chapter				224					34	258
1DJ272	Nat'l Slavic Honor Dobro Slovo									164	164
1DJ273	UNH PCMA								(83)	83	-
1DJ274	'Cats Pack Captains						(269)			269	-
1DJ278	WildACTs				1,500	(813)	(300)			4,563	4,950
1DJ279	Alpha Xi Delta				3,120		(1,751)			3,006	4,375
1DJ282	Women in Science									226	226
1DJ284	Her Campus				1,426		(591)			2,658	3,493
1DJ285	Friends of Jaclyn				145		(1,580)			5,942	4,507

UNIVERSITY OF NEW HAMPSHIRE DURHAM
DETAILED SCHEDULE OF REVENUES, EXPENSES, AND TRANSFERS
FOR THE YEAR ENDED JUNE 30, 2022

Fund	Fund Title	Net Student Tuition	Grant Revenue[1]	Auxiliary Revenue	Appropriations & Other Revenue	Employee Compensation	Supplies and Services	Other Expenses	Transfers In/(Out)	Beginning Fund Balance 06/30/2021	Ending Fund Balance 06/30/2022
1DJ286	Meeple and Cardboard Syndicate									200	200
1DJ287	Winter Guard									3,071	3,071
1DJ288	Craft Crazy						41			58	99
1DJ289	Eyes Open								(50)	50	-
1DJ290	Dance Marathon									528	528
1DJ291	Lambda Chi Alpha									45	45
1DJ292	Xi Sigma Pi				589		(170)			1,497	1,916
1DJ293	Geocaching Club								(69)	69	-
1DJ298	Soc. of Asian Scientists& Eng. SASE									6	6
1DJ299	Scriptor				10					2,500	2,510
1DJ302	Tau Beta Pi									45	45
1DJ303	Alpha Gamma Rho									875	875
1DJ304	Alpha Phi				1,068					4,341	5,409
1DJ305	Chi Omega				1,803		(1,677)			5,721	5,847
1DJ306	Alpha Chi Omega				1,376					3,074	4,450
1DJ307	Kappa Delta				678					-	678
1DJ308	Tau Kappa Epsilon						(60)			324	264
1DJ311	Sigma Nu				217					250	467
1DJ315	Sustainable Fisheries &Aquaculture									594	594
1DJ316	Bring It!								(20)	20	-
1DJ317	Pi Theta Epsilon									754	754
1DJ318	International Student Organization									2,591	2,591
1DJ319	Magic Wheelchair				147		(224)			2,250	2,173
1DJ320	Chinese Student Music Association								(26)	26	-
1DJ321	Iranian Association of NH (IAN)									938	938
1DJ322	Middle Eastern Cultural Association				78		(153)			1,388	1,313
1DJ323	Phi Sigma Sigma				211					509	720
1DJ324	Anthropology Club									15	15
1DJ325	Veterinary Technician Club								(181)	181	-
1DJ326	The UNH WildTones				309					201	510
1DJ327	Stop the Sigma									6	6
1DJ329	League of Legends Club								(118)	118	-
1DJ330	igem: Int'l Genetically Eng. Mx Org								(1,590)	1,590	-
1DJ331	The Granite Yearbook									31	31
1DJ332	Do It Yourself (DIY) Engineering									-	-
1DJ333	Girl Up UNH				1,436		(416)			317	1,337
1DJ334	Extra Terrestrial Navigation Swarm									225	225
1DJ335	Autism Speaks U at UNH									10	10
1DJ336	Indonesian Students Association									148	148
1DJ337	College Diabetes Network at UNH									278	278
1DJ339	Muslim Student's Association									5,399	5,399
1DJ342	UNH American Fisheries Student Sub									104	104
1DJ345	UNH Students for Global Health									102	102
1DJ347	American Society of Mechanical Eng						(103)			139	36
1DJ348	SPOON UNH									5	5
1DJ349	Trans UNH									368	368
1DJ350	Phi Sigma				1,469		(1,389)			1,464	1,544
1DJ351	the UNH HSMAI CLub									27	27
1DJ354	Turning Point USA at UNH									3	3
1DJ355	Nu Rho Psi				543		(1,330)			812	25
1DJ356	The Socratic Society									9	9
1DJ358	UNH Gen UN									62	62
1DJ359	Pre Physician Assistant Student				223		(247)			42	18
1DJ360	UNH Russain Club						(46)			73	27
1DJ361	Aegis									-	-

UNIVERSITY OF NEW HAMPSHIRE DURHAM
DETAILED SCHEDULE OF REVENUES, EXPENSES, AND TRANSFERS
FOR THE YEAR ENDED JUNE 30, 2022

Fund	Fund Title	Net Student Tuition	Grant Revenue[1]	Auxiliary Revenue	Appropriations & Other Revenue	Employee Compensation	Supplies and Services	Other Expenses	Transfers In/(Out)	Beginning Fund Balance 06/30/2021	Ending Fund Balance 06/30/2022
1DJ362	Alpha Tau Omega Fraternity									539	539
1DJ363	Am Soc for Biochem & Molecular Bio									11	11
1DJ364	Japanese Cultural Club									144	144
1DJ366	Caribbean Cats									15	15
1DJ367	Alter Ego Dance Crew				30					264	294
1DJ368	Changing Lives for Lilli									-	-
1DJ370	Sport Careers Club					(125)				1,522	1,397
1DJ372	UNH Photography Society									5	5
1DJ373	The NH Youth Movement at UNH									761	761
1DJ374	UNH Film CLub									104	104
1DJ379	Neuroscience & Behavior Club				765		(14)			118	869
1DJ380	UNH Marine Technology Society									173	173
1DJ381	UNH Forestry Club									56	56
1DJ382	UNH American Choral Directors									41	41
1DJ383	Chabad Jewish Student Group									490	490
1DJ385	Lab Science Society									40	40
1DJ388	SoFA - Society of Future Actuaries									10	10
1DJ390	NALA						(128)			170	42
1DJ392	Partners for World Health				(100)		(46)			549	403
1DJ393	CHAARG				3,121		(2,836)			591	876
1DJ394	UNH Symphony Orchestra									74	74
1DJ395	Alpha Sigma Phi				119		(124)			6	1
1DJ396	Green Living Club									58	58
1DJ398	Catholic Student Oganization				322					-	322
1DJ399	Psi Chi				49		(49)			-	-
1DJ400	UNH Fly Fishing Club				210		210			-	420
1DJ401	National Alliance of Mental Illness				390		(309)			73	154
1DJ402	UNH SEDS				3,071		(3,071)			-	-
1DJ403	Leading Women of Tomorrow						(1,381)		1,500	-	119
1DJ404	Red Shoe Club									1	1
1DJ405	UNH Genealogy Club									-	-
1DJ407	UNH Esports						(73)		118	-	45
1DJ408	UNH Biomedical Engineering Society									-	-
1DJ409	Chemistry Graduate Student Assoc.				703		(301)			-	402
1DJ412	Reading the Rainbow Bookclub				117	(40)	(77)			-	-
1DJ413	Amer Fisheries Soc Student Subunit				79		(79)			-	-
1DJ415	HOSA - Future Health Professionals				90		(90)			-	-
1DJ416	Women In Action									-	-
1DJ417	UNH Inst of Elec and Electronic Eng				78		287			-	365
1DJ420	Cybersecurity Club									-	-
1DJ421	UNH Chapter Global Medical Brigades									-	-
1DJ422	Upsilon Pi Epsilon				123					-	123
1DJ423	Spanish Club				93					-	93
1DJCLB	Student club on campus activity									-	-
1DJG01	Women's Lacrosse Club				12,311		(18,224)			12,827	6,914
1DJG02	Men's Golf Club				18,098		(19,575)			1,880	403
1DJG03	Badminton Club								(462)	462	-
1DJG04	Cycling Club				1,360		(3,683)			16,776	14,453
1DJG05	Fencing Club				2,843		(3,909)			3,859	2,793
1DJG06	Judo Club				7,090		(9,019)			5,795	3,866
1DJG07	Shotokan Karate Club									-	-
1DJG08	Sailing Club				9,462		(4,107)			7,726	13,081
1DJG09	Men's Volleyball Club				6,527		(7,031)			5,457	4,953
1DJG10	Women's Volleyball Club				4,415		(876)			2,822	6,361
1DJG11	Woodsmen's Club				5,734		(9,622)			23,454	19,566

UNIVERSITY OF NEW HAMPSHIRE DURHAM
DETAILED SCHEDULE OF REVENUES, EXPENSES, AND TRANSFERS
FOR THE YEAR ENDED JUNE 30, 2022

Fund	Fund Title	Net Student Tuition	Grant Revenue[1]	Auxiliary Revenue	Appropriations & Other Revenue	Employee Compensation	Supplies and Services	Other Expenses	Transfers In/(Out)	Beginning Fund Balance 06/30/2021	Ending Fund Balance 06/30/2022
1DJG12	Tae Kwan Do Club									3,086	3,086
1DJG13	Men's Crew Club				5,975		(1,244)			8,518	13,249
1DJG14	Men's Rugby Club				3,362		(3,596)			8,145	7,911
1DJG17	Figure Skating Club				10,992		(1,745)			3,809	13,056
1DJG18	Women's Rugby Club				90		(120)			5,258	5,228
1DJG19	Dance Team Club				22,185		(26,107)			3,146	(776)
1DJG20	Men's Lacrosse Club				79,050		(52,111)			3,096	30,035
1DJG22	Ski and Snowboarding Club				13,010		(11,495)			22,391	23,906
1DJG23	Archery Club				905		(150)			2,862	3,617
1DJG24	Wrestling Club				14,522		(19,257)			7,700	2,965
1DJG25	Baseball Club				8,225		(4,812)			12,410	15,823
1DJG26	Women's Softball Club				675					9,549	10,224
1DJG27	Rifle Club				5,394		(5,965)			10,482	9,911
1DJG28	Men's Ice Hockey Club				57,889		(64,728)			12,174	5,335
1DJG29	Women's Crew Club				4,875		(2,108)			15,775	18,542
1DJG30	Tennis Club				4,550		(7,153)			6,995	4,392
1DJG31	Nordic Ski Club								(1,197)	1,197	-
1DJG32	Climbing Club				7,831		(5,639)			6,363	8,555
1DJG33	Men's Ultimate Frisbee Club				3,070		(5,585)			2,520	5
1DJG34	Women's Ultimate Frisbee Club				1,685		(2,652)			1,000	33
1DJG35	Rowing Spring Break Trip				11,110		(20,808)			20,484	10,786
1DJG36	Women's Hockey Club				22,479		(8,269)			25,781	39,991
1DJG37	Outdoor Equipment				735					6,081	6,816
1DJG38	PAWS Program									12,732	12,732
1DJGSC	Campus Rec - Sport Clubs						(832)		1,674	645	1,487
1DJNCA	SAFO non-capital Activity									50,000	50,000
1DJRSP	Recreation Special Events								(14)	14	-
1DJSAF	UNH Student Activity Fee	1,026,293			140,173	(176,955)	(819,915)	(13,366)	(150,000)	819,155	825,385
1DK001	Information Technology Initiatives					(52,078)	(1,260)		2,667	2,653,137	2,602,466
1DK002	Information Technology Equipment						(240,241)		1,699,488	13,168,889	14,628,136
1DK003	LRTP Projects					(463,898)	835,559		(340,322)	-	31,339
1DK005	UNH ET&S Campus Spec Equipment						(229,153)		667,930	1,200	439,977
1DK02A	Tech Fee Equip - UNH									1,402,128	1,402,128
1DK02B	Tech Fee Equip - PSU									9	9
1DKADJ	UNH ET&S Int Desig Adjustments						635,162		(635,162)	-	-
1DKCEM	RCC - UNHCEMS				76,176	(206,143)	145,091			410,505	425,629
1DKCOV	ET&S COVID					(46,694)	(5,097,703)			(339,169)	(5,483,566)
1DKERP	ET&S ERP					(282,172)	(58,149)		340,322	-	1
1DKRCC	RCC - Service Center				10,000	(535,755)	535,001			6,701	15,947
1DL001	Helena M. Milne Endowed Fund					(34,666)	(5,486)		58,655	77,161	95,664
1DL002	Bookstore Inventory Fund				29,539		(4,295)			5,531	30,775
1DL003	Small Workshops				500		(2,128)			17,579	15,951
1DL004	Bookstore									-	-
1DLG01	URI Library School Account									12,621	12,621
1DLMUS	Museum Surplus Fund									112	112
1DLPGE	Ralph Page Dance Event									230	230
1DLSPC	Special Collections				5,912		(16,227)			35,809	25,494
1DLSTE	Library Strategic Investment									1,127,558	1,127,558
1DLVAN	Library Vehicle Replacement									59,355	59,355
1DP001	UNH Police Drug Forfeiture				159		(1,150)			31,304	30,313
1DP002	Federal Drug Forfeiture-DOJ						(298)			4,530	4,232
1DP003	UNH Police Dispatch Equipment Repl						(211,705)		208,000	87,692	83,987
1DP004	Alternate Care Site				6,522		574			3,883	10,979
1DP005	UNH Police Emergency Preparedness						(40,840)			337,729	296,889
1DP006	UNH Police Vehicle Replacement				12,393		(36,461)		165	112,887	88,984

UNIVERSITY OF NEW HAMPSHIRE DURHAM
DETAILED SCHEDULE OF REVENUES, EXPENSES, AND TRANSFERS
FOR THE YEAR ENDED JUNE 30, 2022

Fund	Fund Title	Net Student Tuition	Grant Revenue[1]	Auxiliary Revenue	Appropriations & Other Revenue	Employee Compensation	Supplies and Services	Other Expenses	Transfers In/(Out)	Beginning Fund Balance 06/30/2021	Ending Fund Balance 06/30/2022
1DP007	UPD Radio Infrastructure Upgrade						(1,211)			61,160	59,949
1DP019	COVID-19 CLIA Testing Lab					(96,144)	3,528,530			(10,308,195)	(6,875,809)
1DP020	UNH (USNH) PPE Fund				519		(60,144)			(1,102,103)	(1,161,728)
1DP021	COVID-19 Fund					(158,482)	(631,201)		(40,497)	(1,230,959)	(2,061,139)
1DP022	Wastewater Based Surveillance					(132,791)	(178,925)			(428,930)	(740,646)
1DP023	COVID Campus Vaccinations						(6,337)			-	(6,337)
1DPEQP	Police Equip & Supply Replacement						(39,990)			96,682	56,692
1DQCOV	OBA: COVID-19 Activity Tracking					(122,387)	(43,507)			(2,428,622)	(2,594,516)
1DQTRN	Transportation F&A Revenue								9	83,379	83,388
1DR001	VP Research Discretionary						(1,317)		1,000	1,739	1,422
1DR002	Indirect Cost Reserve						(26,041)		100,000	238,438	312,397
1DR004	Inventor Royalty Share				854,588		(420,709)		(188,605)	286,356	531,630
1DR005	Patent Support Costs				172,107	(4,948)	(12,431)		4,280	348,523	507,531
1DR007	Royalties Receipts								(4,280)	4,280	-
1DR034	IOL Scholarship Fund Unit Fund	(18,000)			11,951				5,973	77	1
1DR098	uSafeUS				29,000					7,731	36,731
1DR100	CoRE: Scaffolding Resilience								29,974	-	29,974
1DRCOR	CoRE Awards									336	336
1DRCOV	COVID related Expenses	(9,643)				(1,961,038)				(1,821,079)	(3,791,760)
1DREC1	ECenter Internally Designated Fund									4,994	4,994
1DREDG	The Edge @ UNH									786	786
1DREHL	OEHS Legacy HazMat - Spaulding									32,760	32,760
1DREHM	EH&S Emergency Mitigation Fund						(56,830)		2,512	107,369	53,051
1DREHS	Environmental Legal Settlements									-	-
1DREML	Moschella Core Funding					(14,111)	(13,706)		30,000	-	2,183
1DREPS	PI NH EPSCoR					(13,125)	(39,841)		25,249	104,700	76,983
1DRGEN	BUDGET ONLY Other ID RESEARCH									-	-
1DRIOL	PI InterOperability Laboratory					(303,074)	(9,847)		157,009	1,863,824	1,707,912
1DRIRC	NHIRC Administrative Fees					(13,862)	(899)		(8,647)	23,408	-
1DRMEB	PI Marc Eichenberger								1,387	-	1,387
1DRNSF	Making Your NSF-Forts Count									1,270	1,270
1DRPRC	Prevention Innovation Research Ctr					(85,862)	3,279	(1,740)	61,952	199,095	176,724
1DRRCI	RCI Equipment Replacement								253,120	-	253,120
1DRROY	SVPR Royalties				468,748					1,421,373	1,890,121
1DRRPC	PI ORPC									1,897	1,897
1DRSCH	Scholars at UNH									2,027	2,027
1DRSPA	SPA Equipment Replacement						(7,469)		29,535	-	22,066
1DRUSI	UIC Stable Isotope								994	(994)	-
1DRVPR	SVPR Strategic Initiatives									5,172	5,172
1DS023	Friends of Skiing									30,319	30,319
1DS051	Friends of Field Hockey									26,656	26,656
1DS057	Friends of Women's Volleyball						(1,521)			55,260	53,739
1DS185	Student Athlete Excellence Fund									-	-
1DSDIS	Athletic Dir Discretionary Fnd						(11,683)		5,206	8,125	1,648
1DSHOC	Hockey Discretionary Fund									15,665	15,665
1DSSF1	Production Control Room Expansion				122,249		(96,599)			102	25,752
1DT025	UNH R&R Emergency Repairs								94,073	519,117	613,190
1DT069	UNH R&R Fire Station Repair&Upgr									82,342	82,342
1DT708	Campus Tribute Gift Projects						(2,250)		43	13,261	11,054
1DT785	SARRC-General Discretionary								5,400,648	6,469,193	11,869,841
1DT787	SARRC-VPAA Discretionary									352,791	352,791
1DT788	SARRC-VPFA Discretionary									136,171	136,171
1DT789	SARRC-VPR&PS Discretionary									85,880	85,880
1DT791	SARRC-VP Advancement Discr									110,436	110,436
1DTA25	Facilities Asset Management						(33,079)		190,836	24,438	182,195

UNIVERSITY OF NEW HAMPSHIRE DURHAM
DETAILED SCHEDULE OF REVENUES, EXPENSES, AND TRANSFERS
FOR THE YEAR ENDED JUNE 30, 2022

Fund	Fund Title	Net Student Tuition	Grant Revenue[1]	Auxiliary Revenue	Appropriations & Other Revenue	Employee Compensation	Supplies and Services	Other Expenses	Transfers In/(Out)	Beginning Fund Balance 06/30/2021	Ending Fund Balance 06/30/2022
1DTADA	SAARC-ADA Discretionary									425,642	425,642
1DTATH	SAARC-Athletics Discretionary						(3,340)		902	47,533	45,095
1DTBLD	Non-Cap Building Repairs						(18,257)		35,000	-	16,743
1DTBRD	Classroom White Board Replacements						(11,074)		11,074	-	-
1DTCAP	Major Capital Projects Reserve								(263,751)	5,884,429	5,620,678
1DTCIP	Durham Capital Improvement Projects							(747,705)	940,869	1,021,651	1,214,815
1DTCOP	Continuity of Operations						(108,576)		108,576	-	-
1DTCOV	Facilities COVID Costs						(6,097)			(1,312,693)	(1,318,790)
1DTDMA	UNH Deferred Maint Assessments								3,625,276	6,034,880	9,660,156
1DTEAC	SAARC-EAC Discretionary									25,734	25,734
1DTECD	ECD Designated				6,679		(344,364)		357,783	4,957,712	4,977,810
1DTECO	ECOLine Renewal & Replacement								500,000	4,450,000	4,950,000
1DTEEP	Energy Efficient Projects				30,993		(110,786)		215,380	2,332,743	2,468,330
1DTFCM	Energy Forward Capacity Mkt				616,844					2,787,606	3,404,450
1DTINF	Strategic Infrastructure								(784,539)	6,590,149	5,805,610
1DTPLT	Energy Plant Upgrades								(730,115)	5,515,478	4,785,363
1DTPRS	SAARC-Presidents House Discr									25,079	25,079
1DTRDS	Non-Cap Road Repairs						(42,587)		60,000	-	17,413
1DTROO	Non-Cap Roof Repairs								50,000	-	50,000
1DTSTR	Non-Cap Site Stair Repairs						(60,100)		60,100	-	-
1DTSWK	Non-Cap Sidewalk Repairs						(13,500)		50,000	-	36,500
1DTUTI	Utility System Major Rep-Upgr						(208,527)		406,752	819,148	1,017,373
1DU001	Int Designated Bud-Proj Adjs									-	-
1DU004	Spaulding Memorial Fund									-	-
1DU005	Executive Search Funds						(180,684)		108,528	72,156	-
1DU007	Endowment Management Fee				1,121,937				(1,121,937)	-	-
1DU012	Downtown Durham Dev Consulting									-	-
1DU231	Class of 1944 Endowed Quasi Payout				1,802					7,595	9,397
1DU321	William Wade Perkins Quasi Payout				5,984					27,479	33,463
1DU322	Genevieve Clark-Internat'l Studies	(25,000)			26,453					108,672	110,125
1DUERP	CERP-COVID Enhanced Retirement UNH					954,208			33,030,892	(33,985,100)	-
1DUGEN	BUDGET ONLY Other ID INSTITUTIONAL									-	-
1DUHIF	UNH Health Initiatives Fund								(123,828)	356,423	232,595
1DUIFB	UNH IFB Balances								9,539,861	(63,610,525)	(54,070,664)
1DUINV	Inventories- UNH								88,765	1,084,412	1,173,177
1DUISP	CISP-COVID Invol Severance Pol UNH					(190,502)			750,009	(553,487)	6,020
1DUPSI	President's Strategic Initiatives								2,578,468	6,441,733	9,020,201
1DUPSS	President Strategic Spaulding								500,000	1,000,000	1,500,000
1DUSTF	UNH Separation Fund					(940,999)			301,439	1,613,942	974,382
1DWEMD	Enrollment Mgt Discretionary						(389)		1,000	614	1,225
1DWFAO	Business Services Equip Replacement								20,548	-	20,548
1DWINT	International Initiatives						(58,992)		61,992	5,693	8,693
1DX2AD	Coop Ex Administration						(8,841)		(975)	45,464	35,648
1DX2AQ	Extnesion Fisheries Training						(2,348)			11,631	9,283
1DX2AT	Agriculture Training				19,748		(11,330)		(1,000)	10,142	17,560
1DX2BI	Natural Resources Business Institut				3,325		(1,806)			16,051	17,570
1DX2CC	Community Conservation Prgm						(200)			6,569	6,369
1DX2DG	Extension Diagnostic Services						(47,457)			50,240	2,783
1DX2EG	Greenhouse and Floriculture						(1,095)			1,095	-
1DX2FD	NH 4-H Foundation				13,190		(7,208)			4,099	10,081
1DX2FS	Food Safety Program				14,900		(3,803)			3,429	14,526
1DX2FT	Forest Industry and Training				8,380	(5,344)	(3,310)			2,966	2,692
1DX2GB	Coastal Research Volunteer Program						375			(410)	(35)
1DX2HM	Holistic Management Program				3,500		(1,297)		1,000	10,812	14,015
1DX2IP	IPM News						(511)			4,807	4,296

UNIVERSITY OF NEW HAMPSHIRE DURHAM
DETAILED SCHEDULE OF REVENUES, EXPENSES, AND TRANSFERS
FOR THE YEAR ENDED JUNE 30, 2022

Fund	Fund Title	Net Student Tuition	Grant Revenue[1]	Auxiliary Revenue	Appropriations & Other Revenue	Employee Compensation	Supplies and Services	Other Expenses	Transfers In/(Out)	Beginning Fund Balance 06/30/2021	Ending Fund Balance 06/30/2022
1DX2LL	Lakes Lay Monitoring Prog				42,073	(4,071)	(40,853)			68,034	65,183
1DX2ME	Marine Education Programs				20,701		(14,676)			6,405	12,430
1DX2NT	Coop Ext-Nutrition Training						(10)			10	-
1DX2PB	CE Publication Center				2,182		(7,349)		4,787	20,753	20,373
1DX2PC	Peterson Cruise				1,630		(310)			1,807	3,127
1DX2SA	Soil Analysis Information System				68,741	(5,463)	(46,862)			51,101	67,517
1DX2SP	Youth and Family									299	299
1DX2TA	Military Youth & Family Program									265	265
1DX2XQ	Water Quality Training					(65)	13,600			11,310	24,845
1DXAF1	PI Andrew Fast						(509)		907	1,384	1,782
1DXAH1	PI Ann Hamilton								592	1,168	1,760
1DXAL1	PI Alyson Eberhardt						(858)		2,007	3,993	5,142
1DXAM1	PI Amy Hollar						(26,393)		20,751	70,324	64,682
1DXAP1	PI Amy Papineau						(617)		549	169	101
1DXAS1	PI Amanda Stone						(400)		1,869	16,322	17,791
1DXAW1	PI Anna Wallingford						(2,361)		991	2,915	1,545
1DXBK1	PI Brian Krug									254	254
1DXBLK	Belknap County				336		(740)			44,095	43,691
1DXCAN	Agriculture & Natural Res Business						(3,136)			13,778	10,642
1DXCC1	PI Charlotte Cross						(63)			1,000	937
1DXCED	Community Development				7,145		(2,125)			4,032	9,052
1DXCEG	Ocean Engineering									302	302
1DXCET	Economic Development				60	(725)	(2,438)			4,861	1,758
1DXCF1	PI Charles French						(520)			9,377	8,857
1DXCM1	PI Carl Majewski									89	89
1DXCNS	Citizen Science						(45)			970	925
1DXCRL	Carroll County						(40)			658	618
1DXCS1	PI Cheryl Smith								120	2,028	2,148
1DXCSR	Cheshire County									1,696	1,696
1DXCTR	NH Statewide Rail Trail Plan				10,219	(5,942)	(2,851)			(486)	940
1DXCV1	PI Catherine Violette									1,091	1,091
1DXCYF	Youth Families & Communities									1	1
1DXDC1	PI Darrel Covell						(720)			3,914	3,194
1DXDFB	Double Up Food Bucks				5,000	(3,384)	(1,144)			2,518	2,990
1DXDM1	PI Deborah McCann						(5,875)		4,701	15,504	14,330
1DXDSP	Docent STEM Program									-	-
1DXDVC	AV Farm to School						(285)			285	-
1DXEC1	PI Erik Chapman								609	8,334	8,943
1DXEDC	Education Center and Info Line				3,039		(1,298)			10,453	12,194
1DXEE1	PI Elaina Enzien								204	-	204
1DXEM1	PI Emma Tutein								500	164	664
1DXFA1	PI Fredrick Alleva						(189)			1,500	1,311
1DXFAH	Dairy, Livestock and Forage Crops				4,214		(801)			6,140	9,553
1DXFAS	4-H Animal Science Programs				5,018	(819)	(3,724)			6,757	7,232
1DXFDP	Food and Ag Programs				16,596		(6,176)			18,060	28,480
1DXFFS	Food Safety									471	471
1DXFFV	Fruit & Vegetable Crop Production				20		(1,538)			17,986	16,468
1DXFJE	NRS & MG Joint Cont Ed Committee									166	166
1DXFLG	Landscape & Greenhouse Horticulture				2,976		(4,417)			20,028	18,587
1DXFMA	PI Matthew Tarr						(1,325)		1,576	331	582
1DXFMG	NH Master Gardener Alumni Assoc.				5,186		(2,948)			17,782	20,020
1DXFSS	NH 4-H Shooting Sports						(3,049)			8,451	5,402
1DXFTL	4-H Teen Leadership Programs				25,412		(14,802)		975	2,067	13,652
1DXGB1	PI Gabriela Bradt						(140)		2,189	542	2,591
1DXGEN	BUDGET ONLY Other ID COOP EXT									-	-

UNIVERSITY OF NEW HAMPSHIRE DURHAM
DETAILED SCHEDULE OF REVENUES, EXPENSES, AND TRANSFERS
FOR THE YEAR ENDED JUNE 30, 2022

Fund	Fund Title	Net Student Tuition	Grant Revenue[1]	Auxiliary Revenue	Appropriations & Other Revenue	Employee Compensation	Supplies and Services	Other Expenses	Transfers In/(Out)	Beginning Fund Balance 06/30/2021	Ending Fund Balance 06/30/2022
1DXGFT	Grafton County						(591)			3,123	2,532
1DXGH1	PI George Hamilton								2,239	4,737	6,976
1DXGN3	BUDGET ONLY PI F&A COOP EXT									-	-
1DXHA1	PI Haley Andreozzi								2,530	1,832	4,362
1DXHB1	PI Heidi Barker						(88)		215	753	880
1DXHE1	PI Heather Bryant									623	623
1DXHLB	Hillsborough County				(83)		(626)			3,849	3,140
1DXJG1	PI Joshua Gagnon						(360)		7,454	-	7,094
1DXJS1	PI Jeffrey Schloss								1,619	4,592	6,211
1DXKE1	PI Kendra Lewis						(1,176)		979	2,415	2,218
1DXKG1	PI Kate Guerdat						(2,817)		(65)	3,989	1,107
1DXKM1	PI Kelly McAdam								49	829	878
1DXKR1	PI Kenesha Reynolds								580	500	1,080
1DXLG1	PI Lara Gengarelly								3,468	4,535	8,003
1DXMB1	PI Michelle Bersaw-Robblee								500	-	500
1DXMC1	PI Malin Clyde						(95)		1,300	3,735	4,940
1DXMD1	PI Molly Donovan									63	63
1DXME1	PI Mary Tebo									81	81
1DXML1	PI Michal Lunak						(140)			4,870	4,730
1DXMRK	Merrimack County						(549)			1,687	1,138
1DXMS1	PI Micheal Sciabarrasi									479	479
1DXMTA	Multi-trophic Aquaculture									1,456	1,456
1DXMY1	PI Michael Young						(640)		253	871	484
1DXNCN	Communities & Natural Resources				767		(846)			158	79
1DXNFR	Forest Resources				6,935		(7,093)			18,165	18,007
1DXNGM	Nature Groupie Merchandise									5	5
1DXNRS	Natural Resources Stewards				10,350	(1,453)	(2,749)			13,603	19,751
1DXNWF	Fisheries and Aquaculture				370	(199)	(77)			1,861	1,955
1DXOS1	PI Olivia Saunders								428	525	953
1DXPC1	PI Julia Peterson					(8,095)	(519)		3,270	16,220	10,876
1DXPST	Pesticide Applicator Training				51,141	(17,417)	(26,869)			127,263	134,118
1DXRCK	Rockingham County						(1,768)			5,596	3,828
1DXRG1	PI Rebecca Sideman						(438)		212	4,629	4,403
1DXRM1	PI Rachel Maccini						(547)		1,116	1,589	2,158
1DXSB1	PI Shane Bradt								304	993	1,297
1DXSC1	PI Sharon Cowen									317	317
1DXSDL	Stem Discovery Lab				870		(881)			-	(11)
1DXSG1	PI Sarah Grosvenor								919	487	1,406
1DXSH1	PI Shannon Rogers								177	618	795
1DXSLV	Sullivan County						(884)			843	(41)
1DXSR1	PI Steven Roberge						(684)		3,394	16,130	18,840
1DXSRO	Rogers Core Funding					(13,569)	(106)		14,869	-	1,194
1DXSSP	Saving Special Places				12,940		(2,459)			13,286	23,767
1DXSTF	Strafford County									27	27
1DXSW1	PI Seth Wilner								2,962	13,155	16,117
1DXSWC	Stormwater Center									8,595	8,595
1DXSYP	Summer Youth Program Fee				10	(5,053)	(119)		17,565	-	12,403
1DXWWE	Walk with Ease Programming				6,493	(5,825)	(1,938)			3,978	2,708
1DXYFH	4-H Youth Development				15		(4,201)			10,108	5,922
1DXYFV	4-H Volunteer Programs				4,495		(1,026)			-	3,469
1DXYHL	Healthy Living & Nutrition Ed				500	(2,492)	(3,766)		3,200	2,381	(177)
1DXYIP	Young Inventors Program				3,525		(670)			1,674	4,529
1DXYPL	Child, Youth & Family Resiliency						(1,085)			3,256	2,171
1DXYSL	Science Literacy				5,223		(1,390)			10,192	14,025
1DXYTA	Rockingham County WS									-	-

UNIVERSITY OF NEW HAMPSHIRE DURHAM
DETAILED SCHEDULE OF REVENUES, EXPENSES, AND TRANSFERS
FOR THE YEAR ENDED JUNE 30, 2022

Fund	Fund Title	Net Student Tuition	Grant Revenue[1]	Auxiliary Revenue	Appropriations & Other Revenue	Employee Compensation	Supplies and Services	Other Expenses	Transfers In/(Out)	Beginning Fund Balance 06/30/2021	Ending Fund Balance 06/30/2022
1DXYTP	Afterschool Programs				390		(4,101)			5,490	1,779
1DZ037	Shallow Water Survey Conference									15,620	15,620
1DZ360	Marine Program Pier				21,875		(4,156)			123,956	141,675
1DZ500	EOS Start Up Funding								155	-	155
1DZACB	PI Alexandra Contosta					(1,810)	(8,130)		1,732	12,243	4,035
1DZACC	Contosta CSAA Award					(9,822)	(508)			12,034	1,704
1DZACR	CARE Reserve					(25,544)	(10,300)		288,178	187,334	439,668
1DZAGA	PI Antoinette Galvin						(2)		32,675	330,377	363,050
1DZAJA	PI ANDREW JORDAN								3,108	-	3,108
1DZAKA	PI Amy Keesee	(34,159)				(51,410)	(2,460)		16,280	116,817	45,068
1DZAL0	PI Anthony Lyons					(4)	(3,878)		11,963	17,184	25,265
1DZAMB	Coastal & Ocean Technology Programs						(5,312)			7,356	2,044
1DZAMC	AMAC Service Center				43,200		(101,374)			173,592	115,418
1DZAMZ	PI Matthew Argall					(713)	(609)		36,681	572	35,931
1DZAPB	PI Alexander Prusevich						(2,305)			3,826	1,521
1DZARC	Geographic Information Systems(GIS)						(3,033)			8,895	5,862
1DZASB	IPY Outreach								(155)	155	-
1DZBC1	PI Brian Calder								1,094	42,866	43,960
1DZBCA	PI Ben Chandran	(1,006)					(4,508)		5,662	91,938	92,086
1DZBDA	PI DAVID BURDICK				1,230	(1,057)	(10,493)		3,926	10,056	3,662
1DZBFB	PI BANAFSHEH FERDOUSI						(118)		163	-	45
1DZBJA	PI Bror Jonsson									1	1
1DZBMA	PI Robert McKibben									14,374	14,374
1DZBPA	PI BALA PUDUVAL									-	-
1DZBRA	PI Barry Rock									4	4
1DZBVA	PI Bernard Vasquez								5,649	11,363	17,012
1DZCB0	CBASS Recharge						(1,170)			1,169	(1)
1DZCFA	PI Charles Farrugia						(158)		3,432	4,142	7,416
1DZCHA	PI Chia-Lin Huang									6,342	6,342
1DZCHB	PI CHRISTOPHER HUNT				600		(345)		284	229	768
1DZCJB	PI James Clemmons	(3,690)				(16,554)	(101,920)		40,028	145,733	63,597
1DZCLB	PI Clifford Lopate					(33,790)	(1,923)		2,834	72,600	39,721
1DZCMA	PI Chris Mouikis	(1,479)					(2,527)		2,717	703	(586)
1DZCS2	Dijkstra Advance Eavesdropping CC					(6,489)	(92)		1,775	4,806	-
1DZCSA	PI Charles Smith, III					(2,879)	(9,207)		17,752	43,256	48,922
1DZCW0	PI Colin Ware						(3,163)		1,806	19,551	18,194
1DZCWA	PI Cameron Wake									635	635
1DZCWB	PI Cameron Wake								213	1,579	1,792
1DZCXA	GIS Lab				6,425	(8,263)	(2,059)			22,471	18,574
1DZDC0	PI Dale Chayes								142	18,005	18,147
1DZDDA	PI David Divins								1,746	7,146	8,892
1DZDFC	PI DIANE FOSTER	(1,479)					(596)		6,534	19,174	23,633
1DZDGA	PI David Justice				5,600	(9,695)	(4,457)		6,994	44,274	42,716
1DZDIS	EOS Discretionary						(71)			-	(71)
1DZDJA	Pi Jia Deng								24	1	25
1DZDLA	PI Dacheng Lin								3,423	-	3,423
1DZDVA	PI Doug Vandemark					(3,328)	(22,547)		26,587	153,725	154,437
1DZDVB	PI Daniel Verscharen									1,101	1,101
1DZDWA	PI Joseph Dwyer	(5,371)				(74,601)	(10,231)		64,900	136,754	111,451
1DZECB	PI Erik Chapman						(6,601)		5,417	9,957	8,773
1DZECC	PI ELIZABETH CRAIG								299	-	299
1DZEHA	PI Erick Hobbie						(216)			928	712
1DZEHB	Mass Spec Sample Analysis				4,498		(4,755)			-	(257)
1DZELA	PI Eric Lund									1,515	1,515
1DZEMA	PI Eberhard Mobius						(470)		1,103	1,422	2,055

UNIVERSITY OF NEW HAMPSHIRE DURHAM
DETAILED SCHEDULE OF REVENUES, EXPENSES, AND TRANSFERS
FOR THE YEAR ENDED JUNE 30, 2022

Fund	Fund Title	Net Student Tuition	Grant Revenue[1]	Auxiliary Revenue	Appropriations & Other Revenue	Employee Compensation	Supplies and Services	Other Expenses	Transfers In/(Out)	Beginning Fund Balance 06/30/2021	Ending Fund Balance 06/30/2022
1DZEOR	Earth Ocean and Space Return								(1,633,826)	2,700,719	1,066,893
1DZEOS	EOS Projects									50,000	50,000
1DZESR	Earth Systems Research Ctr. Return					(788)	(134)		77,651	135,229	211,958
1DZFKA	PI Fabian Kislat	(986)				(13,845)	(5,202)		2,001	54,071	36,039
1DZFRB	PI FETEMEH RAHMANIFARD								146	-	146
1DZFRM	EOS Freezer Repair and Maintenance									430	430
1DZGM0	PI Giuseppe Masetti									887	887
1DZGSR	Gulf Surveyor Rates				3,399	(2,672)	(201)			(1)	525
1DZHFA	PI Hui Feng						(1,295)		995	9,008	8,708
1DZHKA	PI Harold Kucharek						(275)		13,083	16,554	29,362
1DZHMB	PI MEGHAN HOWEY					(3,461)	(975)		8,392	2,983	6,939
1DZHSA	PI Harlan Spence	(493)					(11,529)		54,065	79,089	121,132
1DZHSP	Spence Core Funding	(1,245)				(36,707)	(2,489)		100,000	-	59,559
1DZJCB	PI James Connell					(268)	(463)		4,353	51,594	55,216
1DZJD0	PI Jennifer Dijkstra								(1,316)	1,997	681
1DZJDC	PI Jack Dibb					(19,941)	(648)		7,097	33,630	20,138
1DZJHC	PI John Hughes Clark					(9,639)	(495)		1,929	10,920	2,715
1DZJJA	PI Jennifer Jacobs					(4,065)	(3,487)		14,290	161,799	168,537
1DZJMA	PI Jennifer Miksis Olds	(1,006)					(15,230)		29,538	55,511	68,813
1DZJMB	Miksis-Olds CORE IWG	(2,686)				(41,569)	(10,870)			61,146	6,021
1DZJNA	PI Jonathan Niehof									1,081	1,081
1DZJPA	PI James Pringle						(984)		3,711	5,637	8,364
1DZJPZ	PI Jean Perez								39	309	348
1DZJRA	PI James Ryan	(1,006)				(1,734)	(540)		2,926	5,885	5,531
1DZJRR	PI Joachim Raeder	(2,485)					(4,288)		21,859	1,694	16,780
1DZJSA	PI Joseph Salisbury					(9,828)	(4,412)		27,636	77,534	90,930
1DZJSB	PI Joseph Souney						(2,953)		69,808	495	67,350
1DZJXA	PI Jingfeng Xiao						(11,645)		9,421	6,887	4,663
1DZJZA	PI Jichun Zhang									1,879	1,879
1DZKDB	PI Katharine Duderstadt				74		(384)		1,582	2,278	3,550
1DZKGA	PI Kai Germaschewski	(1,479)					(812)		6,666	38,740	43,115
1DZKJ1	PI Kevin Jerram									431	431
1DZKJA	PI KATIE A. JENNINGS								826	1,251	2,077
1DZKZA	PI KAI ZIERVOGEL					(9,779)	(14,126)		8,945	15,376	416
1DZKZR	Ziervogel - CORE funding					(18,929)	(3,119)		30,000	-	7,952
1DZLBA	PI Elizabeth Burakowski					(4,323)	(3,389)		565	45,681	38,534
1DZLKA	PI Lynn Kistler					(2,672)	(314)		11,910	98,011	106,935
1DZLKD	Kistler Clemmons Core Funding					(35,351)	(438)			35,000	(789)
1DZLLA	PI LUCIE LEPINE								132	-	132
1DZLM0	PI Larry Mayer						(4,118)		298,042	1,950,747	2,244,671
1DZLNA	PI Ningyu Liu	(2,505)					(781)		5,907	27,982	30,603
1DZLW0	PI Larry Ward						(312)		413	2,179	2,280
1DZMAC	SSC Machine Shop					(222,295)	150,891		71,486	(82)	-
1DZMBA	PI Margaret Boettcher						(42)			2,730	2,688
1DZMCA	PI Michael Chambers	(2,318)				(1,832)	(11,602)		19,719	27,875	31,842
1DZMCB	SUGAR KELP - MICHAEL CHAMBERS									1,287	1,287
1DZMHB	PI Michele Halvorsen					(20,030)	(651)		19,810	-	(871)
1DZMLA	PI Marc Lessard	(1,972)				1,838	(21,825)		15,323	46,386	39,750
1DZMLB	PI Martin Lee									3,170	3,170
1DZMMA	PI Mary Martin								3,049	46,898	49,947
1DZMMB	PI Mark McConnell	(986)				(540)	(13,448)		55,919	4,069	45,014
1DZMMC	PI Mark McConnell									62	62
1DZMPB	PI Michael Palace					(6,568)	(11,170)		4,537	41,257	28,056
1DZMPC	PI Mark Popecki									1,983	1,983
1DZMRA	PI Michael Routhier						(179)			25,507	25,328

UNIVERSITY OF NEW HAMPSHIRE DURHAM
DETAILED SCHEDULE OF REVENUES, EXPENSES, AND TRANSFERS
FOR THE YEAR ENDED JUNE 30, 2022

Fund	Fund Title	Net Student Tuition	Grant Revenue[1]	Auxiliary Revenue	Appropriations & Other Revenue	Employee Compensation	Supplies and Services	Other Expenses	Transfers In/(Out)	Beginning Fund Balance 06/30/2021	Ending Fund Balance 06/30/2022
1DZMSA	Marine School Administration						(1,227)			5,555	4,328
1DZMSB	Small Boat Repair and Replacement				5,033		3,198			30,951	39,182
1DZMSC	Coastal Marine Laboratory						(93)			9,309	9,216
1DZMSD	SMSOE Diving Program				9,600		(10,650)			2,928	1,878
1DZMSE	CARE Education				132,675	(2,927)	(61,249)			34,737	103,236
1DZMSG	Gulf Challenger Operations				70,559	(8,678)	(152,178)		43,000	47,192	(105)
1DZMSL	Shoals Marine Lab Director						(41)		1,202	46,915	48,076
1DZMSM	SHOALS MARINE LAB ACTIVITIES				33,700	(1,382)	(8,707)		1,024	1,454	26,089
1DZMSR	SMSOE Reserve					(197,440)	(37,915)		(25,951)	512,006	250,700
1DZMSV	SMSOE Vehicles						(691)			1,967	1,276
1DZMTB	Mark Twickler								(61,034)	61,034	-
1DZMVA	PI Matthew Vadeboncoeur				2,425	(2,115)	(1,011)		1,083	7,909	8,291
1DZMYA	PI MATTHEW YOUNG								153	-	153
1DZNAA	PI NADA AL-HADDAD						(100)		200	-	100
1DZNLA	PI Noe Lugaz					(2,000)	(6,402)		59,300	52,440	103,338
1DZNSA	PI Nathan Schwadran	(1,972)				(33,366)	(49,475)		93,729	210,978	219,894
1DZOM0	Center for Coastal & Ocean Mapping					(212,819)	(88,520)		(40,454)	4,569,704	4,227,911
1DZOPR	OPAL Return								149,538	176,604	326,142
1DZPCB	Paul Chair Account									28,075	28,075
1DZPIA	PI Phil Isenberg						(75)		5,379	10,999	16,303
1DZPJ0	PI Paul Johnson						(2,912)		1,952	8,528	7,568
1DZPQA	PI Pamela Puhl-Quinn									1	1
1DZPRE	PI Rachel Rouillard						(13,307)		8,594	18,285	13,572
1DZRA0	PI Roland Arsenault									148	148
1DZRHO	Rhodes Academy				43,033	(88,590)	(32,673)			243,077	164,847
1DZRLA	PI Richard Lammers						(61,451)		25,926	120,474	84,949
1DZRLC	PI Robert Letscher					(3,228)	(8,996)		4,350	137,738	129,864
1DZRTB	PI Roy Torbert	(3,491)				(25,445)	(35,064)		73,977	521,710	531,687
1DZRVB	PI Ruth Varner						(6,567)	(685)	7,663	(411)	-
1DZRVC	Varner CORE Strengthen									3,254	3,254
1DZRVD	Varner - CoRE Methane Measurement					(9,373)	(2,876)			17,449	5,200
1DZRW0	PI Rochelle Wigley						(5,625)		8,330	52,326	55,031
1DZRWB	PI Reka Winslow					(3,252)	8,821		1,011	-	6,580
1DZS44	MH Lab 144 Renov						(397,428)		500,000	-	102,572
1DZSFA	PI Steve Frolking					(10,140)	(8,672)		13,725	98,244	93,157
1DZSKA	PI Shiva Kavosi					(1,741)	(115)		4,955	3,576	6,675
1DZSMR	Shoals Marine Laboratory Reserve									49,560	49,560
1DZSMS	Shoals Marine Laboratory Store				17,775		(4,624)			7,199	20,350
1DZSOA	PI Scott Olinger					(2,249)	(1,634)		22,261	386,460	404,838
1DZSPC	Paul Chair Salary Offset					(111,958)	(3,603)		112,736	2,825	-
1DZSPR	Space Science Center Return								702,657	949,960	1,652,617
1DZSSA	PI A Shiklomanov					(405)	(329)		7,052	2,142	8,460
1DZSTM	STEM Initiative									49,303	49,303
1DZSZA	PI Shantar Zuidema									8,349	8,349
1DZTGA	PI Thomas Gregory						(3,618)		5,324	12,043	13,749
1DZTL1	PI Thomas Lippmann					(1,376)	(1,161)		837	1,895	195
1DZTMB	PI Thomas Milliman						(511)		1,308	4,295	5,092
1DZTVF	Thermal Vac Facility									3,400	3,400
1DZTW0	PI Thomas Weber						(2,289)		2,215	74	-
1DZWCA	PI WILLIAM D CRAMER						(50)		866	-	816
1DZWDA	PI Wouter de Wet								3,331	2,936	6,267
1DZWKS	CCOM JHS Workshops									1,193	1,193
1DZYR0	PI Yuri Rzhanov						(208)			1,569	1,361
	TOTAL INTERNALLY DESIGNATED	735,053	-	-	16,062,064	(20,628,120)	(12,061,624)	(763,878)	81,834,278	23,774,993	88,952,766

UNIVERSITY OF NEW HAMPSHIRE DURHAM
DETAILED SCHEDULE OF REVENUES, EXPENSES, AND TRANSFERS
FOR THE YEAR ENDED JUNE 30, 2022

Fund	Fund Title	Net Student Tuition	Grant Revenue[1]	Auxiliary Revenue	Appropriations & Other Revenue	Employee Compensation	Supplies and Services	Other Expenses	Transfers In/(Out)	Beginning Fund Balance 06/30/2021	Ending Fund Balance 06/30/2022
	AUXILIARY										
1A0ADJ	UNH Auxiliary Adjustments						1,235,028		(124,112)	-	1,110,916
1AA010	Health & Wellness R&R								4,234,331	-	4,234,331
1AA011	Health & Wellness Equip Repl						(11,468)		286,725	-	275,257
1AA050	Psychological & Counseling R&R								22,196	-	22,196
1AACCT	Psychological & Counseling Services			2,429,454		(1,422,761)	(711,221)			1,175,191	1,470,663
1AAHBP	UNH Student Health Benefit Plan			4,983,363		(108,438)	(4,355,086)		60,168	11,752,494	12,332,501
1AAHSC	UNH Health & Wellness			5,436,528		(3,200,359)	(1,897,186)		(9,485)	1,604,508	1,934,006
1AARES	Residential life			2,356		(1,858,897)	(364,544)		2,223,163	(2,314)	(236)
1AD002	Environmental Research Grp 2232									160	160
1AE265	SBDC Programs						(123)			37,758	37,635
1AE267	Center For Venture Research					(4,773)			3,500	4,931	3,658
1AECFB	Center for Family Business			137,136		(76,263)	(52,606)			175,422	183,689
1AF001	Action Learning Center			787,299		(748,804)	(183,369)		13,544	157,752	26,422
1AJ019	MUB R&R Reserves								4,869,093	-	4,869,093
1AJ020	Campus Rec R&R Reserves								5,898,964	-	5,898,964
1AJ067	Whittemore Center R&R Reserves								38,954	-	38,954
1AJMUB	UNH Memorial Union			5,014,013		(1,136,314)	(2,405,735)		(1,420,642)	544,399	595,721
1AJREC	Campus Recreation			8,408,045		(1,866,325)	(4,122,731)		(2,025,054)	42,675	436,610
1AJWHT	Whittemore Center			1,728,019		(324,662)	(1,242,096)		(503,982)	81,937	(260,784)
1ALLNG	Faculty Lounge						(1,671)			10,633	8,962
1AQ022	Hospitality R&R Reserves						(155,781)		7,948,067	-	7,792,286
1AQ024	Housing R&R Reserves								15,327,077	-	15,327,077
1AQ105	HCS R&R Reserve								170,768	-	170,768
1AQ128	Transportation R&R Reserves								5,256,604	-	5,256,604
1AQ174	Mail Services R&R Reserve								37,620	-	37,620
1AQ427	Conf & Catering R&R Reserves								326,527	-	326,527
1AQCNF	UNH Conference Center						3,089			1,203	4,292
1AQCNG	CNG Fueling Station Maint & Repair								78,556	-	78,556
1AQDDM	Discretionary Fund for Business Aff									892	892
1AQHOS	UNH Dining Services	(250)		28,396,549		(9,564,779)	(14,796,745)		(2,551,938)	1,803,469	3,286,306
1AQHOU	UNH Housing			50,840,446		(5,163,929)	(26,786,537)		(17,319,827)	3,632,115	5,202,268
1AQMLS	Mail Services			13,483		(125,948)	279,950			48,515	216,000
1AQOBA	Hospitality & Campus Services	(25,750)				(93,307)	(43,610)		4,756	157,911	-
1AQPRN	Printing Services			86,992		(517,986)	184,094		8,837	(1,382)	(239,445)
1AQTRN	Transportation Services			4,993,834		(1,516,300)	(1,678,335)		(11,564)	1,022,938	2,810,573
1AR005	UIC Equipment Replacement			515			(2,069)		75,931	-	74,377
1ARANM	Animal Care					(23,684)	(14,203)			26,253	(11,634)
1ARIOL	InterOperability Laboratory Reserve					(36,184)	(1,176)		1,176	36,184	-
1ARUIC	Instrumentation Center			205,490		(81,120)	(57,556)		(31,701)	58,720	93,833
1AS003	Athletics R&R Reserves								1	-	1
1AS004	Athletics Equip Replacement									-	-
1ASATH	UNH Intercollegiate Athletics	(1,849,610)		16,409,447		(9,135,470)	(5,749,506)		611,725	(4,465,453)	(4,178,867)
1ASPPD	Athletics General Prepaids									-	-
1AT001	Ecoline			3,101,623			(3,101,624)			2,070,533	2,070,532
1ATRNT	Facilities Rental Properties			15,298			(1,428)			22,508	36,378
1ATTOW	Telecommunication Towers			175,992			(10,971)		(190,000)	349,675	324,696
1AU001	Auxiliary Bud- Proj Adjs									-	-
1AURCM	Auxiliary RCM Fund									(1)	(1)
	TOTAL AUXILIARY	(1,875,610)	-	133,165,882	-	(37,006,303)	(66,045,216)	0	23,309,978	20,349,626	71,898,357
	RESTRICTED GIFTS & ENDOWMENT INCOME										
1G0ADJ	UNH Restricted Gift Adjustments				24,400		285,309		(255,421)	-	54,288
1GA005	Grad School Dean Discretionary				10,373		(666)		2,482	45,014	57,203
1GA006	Class of 1954 Endowed Fund				16,522	(434)	(4,812)			59,641	70,917

UNIVERSITY OF NEW HAMPSHIRE DURHAM
DETAILED SCHEDULE OF REVENUES, EXPENSES, AND TRANSFERS
FOR THE YEAR ENDED JUNE 30, 2022

Fund	Fund Title	Net Student Tuition	Grant Revenue[1]	Auxiliary Revenue	Appropriations & Other Revenue	Employee Compensation	Supplies and Services	Other Expenses	Transfers In/(Out)	Beginning Fund Balance 06/30/2021	Ending Fund Balance 06/30/2022
1GA009	Honors Program Gifts				16,163	(9,505)	(20,985)		517	35,896	22,086
1GA010	Faculty Development Fund				200		(4,197)		(4,000)	8,280	283
1GA012	Saul O Sidore Lectures				12,500	(2,439)	(10,468)		(93)	83,396	82,896
1GA014	Acad Affairs Discretion Gifts									681	681
1GA015	Visiting Professors Fund									1,392	1,392
1GA016	Arthur K Withcomb Profess				9,663					57,702	67,365
1GA017	Jean Brierly Annual Award				14,624	(12,538)	(376)			58,302	60,012
1GA019	1941 Education Enhancement End				11,889	(77,790)	(2,839)			68,740	-
1GA021	O'neal Professorship				12,655	(14,013)				43,478	42,120
1GA023	Parents Assoc Acad Enrichment				3,788		(8,195)			7,977	3,570
1GA024	Class of 40 Professorship				22,428	(1,107)	(1,388)			118,707	138,640
1GA025	Ray Macdonald Endowed Schol	(26,975)			26,741					26,594	26,360
1GA026	James J Brunelli Memorial Fund				3,430					1,525	4,955
1GA028	Honors Program/UROP Acct	(20,000)			19,607	(3,625)	(5,905)		(6,000)	16,292	369
1GA029	Charles A. Hopkins Family Fund	(1,940)			1,942					4	6
1GA030	Class of 1944 Professorship				8,586					67,305	75,891
1GA031	Class of 1938 Professorship				8,934		(563)			48,598	56,969
1GA033	Send Wildcats Abroad				2,137				(1,881)	1,461	1,717
1GA035	Internal Research Opportunity				250					3,437	3,687
1GA037	Class of 1959 Fund for Excellence				12,309		(11,250)			1,124	2,183
1GA040	Teaching Excellence									2,877	2,877
1GA041	Yale-Maria Endowed Fund				1,693					14,997	16,690
1GA042	Elizabeth L Knowles UROP/Honors				9,211		(8,750)			5,137	5,598
1GA043	Donald J Wilcox Fellowship Fund				2,023		(1,750)			1,824	2,097
1GA044	Dorothy P Oneil 42 Endowed Fund				1,922		(3,000)			2,220	1,142
1GA045	UNH Parents Assn UROP Endowmen				3,099		(2,750)			228	577
1GA046	Class 0f 57 CIE Endowment	(5,000)			2,466				(4,000)	9,213	2,679
1GA048	K.v. Dey Family Fund				7,577		(2,500)			18,068	23,145
1GA049	1949 Fund for Student Support	(1,800)			10,719				(8,950)	32	1
1GA050	Gerald & Jane Ellsworth Fund	(7,500)			7,428					11,856	11,784
1GA051	Next Horizon Faculty Support				2,723	(42,055)				39,647	315
1GA052	Next Horizon Learning Tools				2,331		(500)		(5,000)	4,642	1,473
1GA053	Next Horizon Academic Programs				2,990	(2,168)	(20,000)		(2,990)	24,831	2,663
1GA054	Tyco Fellowship/Ocean Mapping	(10,513)			52,128	(39,242)	(4,204)			140,368	138,537
1GA057	Mckerley Chair in Health Econ				82,050	(160,411)				114,100	35,739
1GA061	Husch International Scholarship				7,790					9,286	17,076
1GA062	Rogers Family Undergrad Research				12,491		(8,750)			4,589	8,330
1GA066	Paul International Research				2,440					3,788	6,228
1GA067	Endow for Internatl Studies	(5,000)			5,352					7,876	8,228
1GA069	1952 Internat'l Research Fund				8,942					32,171	41,113
1GA070	David Long Memorial Scholarship	(10,900)			5,508					5,461	69
1GA076	Noonan International Research Fund				28,297					99,701	127,998
1GA079	Robert LeBlanc Memorial Fund	(3,500)			2,069					5,529	4,098
1GA080	Leitzel Center for Math, Sci, & Eng				110,979	(83,032)	(1,500)			72,929	99,376
1GA081	Rand Undergraduate Research Fund				2,357		(2,750)			550	157
1GA084	Hills Memorial Science Scholarship	(42,500)			22,715					23,253	3,468
1GA085	Scott Chadwick Memorial Scholarship	(2,250)			1,668					609	27
1GA086	Carl M. Gahan '53 Scholarship Fund	(105,800)			105,842					4	46
1GA087	HCUR (Cogswell) Endowment p/o Fund				30,630		(29,750)			9,145	10,025
1GA088	Nursing Lev Loan Scholarsip Fund				50					100	150
1GA089	Beaupre Entrepreneurial Scholarship	(1,755)			7,997					12,197	18,439
1GA091	Jackson Endowed Scholarship Fund	(10,000)			9,678					15,705	15,383
1GA093	Hamel Center for Undergraduate Rese				388,841	(159,523)	(65,481)			339,624	503,461
1GA096	Beyersdorf Fund for Internat'l Rsrc				5,306					10,524	15,830
1GA097	Classes of 84,85,86 Leadership Sch	(6,000)			4,615					1,587	202

UNIVERSITY OF NEW HAMPSHIRE DURHAM
DETAILED SCHEDULE OF REVENUES, EXPENSES, AND TRANSFERS
FOR THE YEAR ENDED JUNE 30, 2022

Fund	Fund Title	Net Student Tuition	Grant Revenue[1]	Auxiliary Revenue	Appropriations & Other Revenue	Employee Compensation	Supplies and Services	Other Expenses	Transfers In/(Out)	Beginning Fund Balance 06/30/2021	Ending Fund Balance 06/30/2022
1GA098	Charles Harvey Hood Maintenance				13,218					104,587	117,805
1GA100	Health Education Misc Gifts				2					-	2
1GA101	Wellness & Sustainability				250					-	250
1GA140	Ann W Hart Fund for Internat'l Stud	(2,000)			1,620					6,761	6,381
1GA141	Diversity Network Program Gift Fund									692	692
1GA142	Atkinson-Woodbury Family Scholarshi	(2,153)			2,691					185	723
1GA143	Shulman Prof - European & Holocaust				4,874		(3,200)			9,106	10,780
1GA146	Holly Peterson Breeden '73 Scholars	(1,000)			1,363					41	404
1GA147	Danielle M Thompson Memorial Fund	(2,000)			1,400					5,290	4,690
1GA148	The Hamel Scholars Program	(878,002)			921,286					87,856	131,140
1GA150	Gerald & Dorothy Smith ROTC Schol	(6,612)			2,637					3,985	10
1GA151	Earl & Ethel Handly Faculty Endowmn				39,928	(142,073)				102,152	7
1GA153	Robert & Ann Chase Faculty Fund				5,972	(25,448)	(2,312)			31,048	9,260
1GA155	UNH Undergraduate Book Fund				20,000					23,752	43,752
1GA156	Study, Internships, Service Abroad	(1,500)			505				140	12,320	11,465
1GA157	International Schol. & Support				1,246				205	7,146	8,597
1GA158	Patricia M. Flowers '45 Scholarship				9,361		(9,400)			1,001	962
1GA160	URC Gift Fund				2,500		(1,500)			2,970	3,970
1GA161	URC Gifts: Parents Grants-Other									8,911	8,911
1GA162	Cole Neurosci -Behavior Fac. Resrch				17,209		(12,825)			30,421	34,805
1GA163	Fish'58 Student Opportunities Schol				2,506					2,569	5,075
1GA164	Robert Mennel Univ. Honors Program									-	-
1GA165	Lamprey Prof. in Climate & Sustain				45,000	(41,152)				62,287	66,135
1GA166	Hamel Ctr Undergrad Research Gifts				1,326		(5,250)		519	9,778	6,373
1GA169	Bill & Becky McGee Scholarship	(13,500)			11,164					3,765	1,429
1GA171	Ken & Laurie Wilson Hospitality Sch								(2)	2	-
1GA172	Haas Prof-Sustainable Food Systems				52,963	(60,702)	(3,030)			33,311	22,542
1GA173	NH Farm to School Program				18,319	(18,005)	(7,945)		(3,085)	10,832	116
1GA174	Class of 1962 Student Enrichment				2,768		(2,750)			587	605
1GA175	Varley Hospitality Management Schol									20,003	20,003
1GA176	Kevin Knarr '91 Scholarship Fund	(2,000)			2,128					1,458	1,586
1GA177	George Walker Jaffurs Scholarship				3,140					12,842	15,982
1GA178	Kendall Fdn-NH Food Alliance				250,000	(201,747)	(30,214)			44,508	62,547
1GA179	UNH Sustainability Institute				52,297		(126)		1,819	116,931	170,921
1GA181	Carsey School for Public Policy				427,249	(261,922)				472,677	638,004
1GA184	Sand Dollar - Food Solutions N.E.				40,000	(9,677)				20,204	50,527
1GA185	Sustainability Fellows Program Fund				246,900	(154,224)	(8,009)			101,332	185,999
1GA186	The Laurhammer Family Scholarship	(12,000)			24,340					24,466	36,806
1GA187	Stanley Hamel Traveling Fellowship				4,000		(12,000)			8,000	-
1GA188	Merck-Food Solutions New England					(31,528)	(35,424)			67,052	100
1GA189	Emeriti Council Student Initiative				10,000		(8,934)			128,601	129,667
1GA191	Brig Gen Bouchard '77 Scholarship	(9,280)			4,828					4,454	2
1GA194	International Programs				375				(2,500)	4,439	2,314
1GA197	SHARPP Gifts				489	(830)	(913)		342	104,745	103,833
1GA198	CarseyFund/Eff.Families&Communities				349,627	(410,953)	(10,000)			705,468	634,142
1GA199	Carsey-Misc. Gift Fund				41,284	(44,337)	(806)		3,307	51,224	50,672
1GA200	Carsey School Summer Fellowship				5,000	(1,733)				17	3,284
1GA216	Financial Innovations Roundtable				140,000	(29,311)	(19,673)			96,436	187,452
1GA221	Residential Life Gifts				2,025		(1,025)			-	1,000
1GA231	Carsey-Social Enterprise Impact Fnd									100	100
1GA242	Carsey - NH Listens Gifts				25,050	(10,786)	(5,351)		303	14,879	24,095
1GA247	Carsey-Sustainable Microfinance &						(7,817)			7,817	-
1GA248	STEM - Teachers' Collaborative									3,970	3,970
1GA251	UNH Analytics Program								(812)	812	-
1GA253	Carsey School MPP Scholarship Fund	(40,708)					(3,049)			45,850	2,093

UNIVERSITY OF NEW HAMPSHIRE DURHAM
DETAILED SCHEDULE OF REVENUES, EXPENSES, AND TRANSFERS
FOR THE YEAR ENDED JUNE 30, 2022

Fund	Fund Title	Net Student Tuition	Grant Revenue[1]	Auxiliary Revenue	Appropriations & Other Revenue	Employee Compensation	Supplies and Services	Other Expenses	Transfers In/(Out)	Beginning Fund Balance 06/30/2021	Ending Fund Balance 06/30/2022
1GA256	Mel Rines '47 Fellowship Fund	(4,000)			4,357					14,838	15,195
1GA257	Office of Community Standards Gifts									75	75
1GA258	NHCF - F2S - Beacon Community Fund									8	8
1GA260	NH Food Alliance Challenge				62,465	(51,301)	(6,966)		(25)	72,889	77,062
1GA261	PAWS								(4,141)	4,152	11
1GA262	The Washington Center Program				50				(1,775)	1,999	274
1GA264	FITSI									450	450
1GA265	Mid-Course Assessment Process (MAP)									376	376
1GA268	Wildacts Theatre								(378)	378	-
1GA269	Career & Prof. Success Initiative				3,075				82	2,038	5,195
1GA270	Wiatrowski-Madsen-Internat'l Serv.				1,955					12,169	14,124
1GA272	NRESS PhD Program								(4,175)	4,225	50
1GA273	Class of 1966 Scholarship Fund	(2,000)			3,146					660	1,806
1GA274	Faculty Excellence & Engagement				2,600		(1,708)		(10,992)	14,882	4,782
1GA275	CONNECT Program								(900)	939	39
1GA276	Angell - Food Solutions New England					(9,911)	(38,737)			78,545	29,897
1GA278	Parents' Council Scholarships				450				(360)	9,112	9,202
1GA279	Parent's Assoc. Student Enrichment				57,681		(1,512)		(66,230)	19,421	9,360
1GA280	Diversity and Inclusion								(5,480)	5,488	8
1GA281	Class of 1967 Internship Fund				2,986					4,705	7,691
1GA282	Nordblom Family Fund				4,136					4,154	8,290
1GA283	Eve & Leo Pierce, Jr. Food Systems					(12,679)	(4,300)			24,857	7,878
1GA284	Maj. Murray Smith '55 USAF Schlrshp	(3,300)			1,653					1,746	99
1GA287	Victor Benassi Fund				5,291					5,469	10,760
1GA288	ROTC Scholarship Fund	(10,000)			20,000					100	10,100
1GA289	Balomenos - Undergraduate Research				3,793		(3,500)			554	847
1GA290	Phelan Family Fund				1,463				(1,877)	414	-
1GA291	J. Gregg Sanborn Enrichment Fund								11,441	16,542	27,983
1GA292	Garfield-Food Solutions New England					(22,585)				23,390	805
1GA293	Inn Between	(1,446)			670				3	18,407	17,634
1GA294	Changemaker Collaborative				59,930	(121,887)	(31,370)		41,235	322,814	270,722
1GA295	Center for Academic Resources				150				64	-	214
1GA296	Graduate Student Senate						(188)			395	207
1GA299	NHFA- Granite State Food Security						(1,635)			12,434	10,799
1GA300	CSIE - Net Impact								(3,600)	3,600	-
1GA301	McNair Scholars Gift Fund				575					-	575
1GA302	UNH Military & Veteran Services				4,139				254	6,781	11,174
1GA304	Donovan Family TRIO Scholarship	(10,000)			10,007					10,000	10,007
1GA305	Beauregard Center General Fund									-	-
1GA306	Student Emergency Assistance Fund	(20,590)			40,790				4,026	203,532	227,758
1GA307	3 Minute Thesis Competition				5,000		(2,808)			6,000	8,192
1GA308	Center for Impact Finance					(2,442)				50,000	47,558
1GA309	Stu Orgs Community Equity Diversity								(500)	1,500	1,000
1GA310	Faculty Development Services								(3,880)	6,380	2,500
1GA311	Aulbani J. Beauregard Memorial Fund				3,096				(4,816)	1,720	-
1GA313	Carsey-Diversity, Equity, Inclusion				95,000	(55,346)	(33,373)			100,000	106,281
1GA314	Carsey-Health & Community Developm.					(30,954)				36,505	5,551
1GA315	Harry J. Richards Scholarship				(386)					386	-
1GA316	Sustainability -Maine Community Fnd					(5,005)	(358)			15,000	9,637
1GA317	Nathan Thatcher Ulrich Scholarship	(13,000)			15,549					-	2,549
1GA318	Colonel & General Legere Scholarshp				2,639					-	2,639
1GA319	Sustainabilty - Vermont Jobs Fund				6,048	(12,628)	(164)			19,496	12,752
1GA400	Dane Writing Across the Curriculum									2,176	2,176
1GA401	Emergency Student Loan Fund									4,067	4,067
1GA402	Johnson '84 & Broderick Family Fund								(2,450)	3,954	1,504

UNIVERSITY OF NEW HAMPSHIRE DURHAM
DETAILED SCHEDULE OF REVENUES, EXPENSES, AND TRANSFERS
FOR THE YEAR ENDED JUNE 30, 2022

Fund	Fund Title	Net Student Tuition	Grant Revenue[1]	Auxiliary Revenue	Appropriations & Other Revenue	Employee Compensation	Supplies and Services	Other Expenses	Transfers In/(Out)	Beginning Fund Balance 06/30/2021	Ending Fund Balance 06/30/2022
1GA403	Treat Community & Civic Engagement				40,000	(19,512)	(6,268)			8,008	22,228
1GA404	The Hamel Scholars Program Admin				48,526	(36,445)	(12,440)		5,510	62,485	67,636
1GA406	Meldrum Family Food Systems				20,000	(19,146)	(4,217)			13,782	10,419
1GA407	Sadie's Dreamer Fund CONNECT STEM				25,000					-	25,000
1GA408	Forest Watch Program									10,126	10,126
1GA410	CIF General Fund					(37,841)				100,000	62,159
1GA413	Carbon Clinic Project Fund				15,000	(3,002)				-	11,998
1GA414	Student Accessibility Services Fund				10,000					-	10,000
1GA415	UNH TRIO Program Fund				1,377		(1,051)		143	-	469
1GA417	UNH Army ROTC Program Fund				5,007					-	5,007
1GAADV	UACC Misc Gifts									4,939	4,939
1GAFSF	Food Solutions New England				39,836	(23,381)	(358)		134	31,641	47,872
1GAGEN	BUDGET ONLY Other Gift AA									-	-
1GALEX	Dr Alexander Teaching Exc Fund				32,805	(32,814)	(20,072)		(85,440)	344,959	239,438
1GAROT	Air Force ROTC Booster Club Fund				2,765		(6,150)		173	5,988	2,776
1GARTC	ROTC Chapter Fund				2,895				1,193	14,976	19,064
1GAS27	Kendall - NH Farm to School Program				50,000	(57,118)	(2,197)			9,315	-
1GASAN	Smith Sanborn Lecture Series				1,141				(15,000)	27,521	13,662
1GASUS	Office of Sustainable Living Educ				631,780	(549,732)	(38,036)			520,267	564,279
1GB000	Agricultural Alumni Associatio	(1,200)			1,113					324	237
1GB001	Robert P Ahern Memorial Schola	(5,875)			3,914					5,054	3,093
1GB002	Edward Cass Adams Fund	(1,200)			1,231					342	373
1GB004	Burnham Homestead Maint				23,878		(6,582)	(1,191)		84,031	100,136
1GB005	Conant Scholarship Fund	(30,500)			9,403					21,107	10
1GB006	David W Drew Memorial Scholars	(5,000)			1,621		(344)			4,996	1,273
1GB007	Clyde & Isabelle Eaton Scholar	(2,000)			2,115					189	304
1GB008	Andrew L Felker Scholarship	(1,700)			583					1,186	69
1GB009	Paul Gilman Memorial Scholarsh				410					408	818
1GB010	Stephen W & Helen H Dyer Schlr	(4,900)			3,954					957	11
1GB011	Kenneth R Fowler Scholarship	(6,000)			2,728					3,605	333
1GB012	Hubbard Poultry Fellow As H194				7,379					88,531	95,910
1GB013	Kenneth L Issacs Scholarship	(2,000)			1,411					677	88
1GB014	Norman Hubbard Scholarship	(900)			288					617	5
1GB015	Norma Ikawa Scholarship Fund	(3,000)			1,628					1,482	110
1GB016	Thomas W Keller Memorial Schol	(1,350)			1,124					228	2
1GB017	Lord Scholarship	(28,500)			71,716					184,433	227,649
1GB018	Basil H. & Alice V. Johnson En	(2,800)			2,256					603	59
1GB019	Barbara M. Lucier Endowed Memo	(1,000)			1,048					70	118
1GB020	Fred W Menns Scholarship Fund				417					425	842
1GB021	Kenneth S Morrow Scholarship				1,305					2,951	4,256
1GB023	Plant Science-ford Scholarship	(1,500)			389					1,966	855
1GB024	James A Purington Scholarship				2,322					22,502	24,824
1GB025	Clark L Stevens Scholarship In	(750)			499					904	653
1GB026	Charles A & Florence Weast Sto	(14,500)			5,289					9,750	539
1GB027	Loring V Cy Tirrell Scholar	(3,000)			2,590					582	172
1GB028	Wachowdon Farm Scholarship				215					707	922
1GB029	Gunnar B Olsson Endowed Schola	(1,200)			1,031					1,418	1,249
1GB030	TJ DAVIS PRIZE				70					69	139
1GB031	Charles Harvey Hood Prize	(1,500)			1,057					843	400
1GB032	C Hilton Boynton Fund	(11,500)			3,603					7,937	40
1GB033	Albert H Brown Student Loan Fu	(10,000)			8,888					1,220	108
1GB034	Crop Protection Institute Fund				1,187					17,069	18,256
1GB035	Ruth E Farrington Fund	(16,800)			60,844	(217)	(31,227)			158,051	170,651
1GB036	Albion Hodgon Memorial Fund				885					5,764	6,649
1GB037	Oliver J Hubbard Fund				37,168	(2,523)	(36,965)			2,320	-

UNIVERSITY OF NEW HAMPSHIRE DURHAM
DETAILED SCHEDULE OF REVENUES, EXPENSES, AND TRANSFERS
FOR THE YEAR ENDED JUNE 30, 2022

Fund	Fund Title	Net Student Tuition	Grant Revenue[1]	Auxiliary Revenue	Appropriations & Other Revenue	Employee Compensation	Supplies and Services	Other Expenses	Transfers In/(Out)	Beginning Fund Balance 06/30/2021	Ending Fund Balance 06/30/2022
1GB038	industrial Education Fund				92					3,188	3,280
1GB039	Richard A. Andrews Memorial Aw	(1,000)			218					1,177	395
1GB040	R B Johnston Forestry Memorial	(1,500)			1,119					2,512	2,131
1GB041	Lilac Endowment Fund				1,084					13,250	14,334
1GB044	Daniel M Heath Memorial Schola	(300)			478					19	197
1GB046	George M Moore Scholarship	(2,500)			504					2,987	991
1GB047	NE Farm & Garden Scholarship	(4,000)			4,884					594	1,478
1GB048	Dinty Moore Memorial Fund	(900)			1,278					4,679	5,057
1GB049	New London Garden Club Scholar	(750)			1,500					750	1,500
1GB050	Lawrence W Slanetz Scholarship				2,443		(3,000)			1,683	1,126
1GB055	Rollins Fund in Microbiology				5,099		(13,456)			30,190	21,833
1GB056	TSAS Ben Thompson Student Fund	(5,000)			1,175					18,032	14,207
1GB058	College of Life Sciences & Ag.	(200)			123,470	(882)	(111,004)		8,751	90,180	110,315
1GB059	Natural Resources Gift Account	(4,250)			13,840				562	10,670	20,822
1GB064	S W Cole Enwd Schol Fund									21,995	21,995
1GB066	Dunlop, William R				8,338	(1,270)	(8,163)			7,681	6,586
1GB068	L W Hawkensen Forestry Sc	(1,000)			931					731	662
1GB069	Hubbard Family Endw Chair	(9,150)			244,768	(124,319)	(44,400)			220,654	287,553
1GB070	Weeks Family Fund Ls&a				14,381		(9,480)			12,165	17,066
1GB071	MCBS Research Gifts									17,067	17,067
1GB073	Martha & Theodore Frizzell Fnd	(5,250)			5,425					1,032	1,207
1GB076	Marty Mitchell Scholar Fund	(1,000)			948					162	110
1GB077	Conrad Award				2,048					17,661	19,709
1GB081	Forest Tech/Clark Donnelley				2,047					24,784	26,831
1GB083	Eric Wilkes Bell Memorial Award				1,335		(2,500)			1,177	12
1GB085	Caroline Wooster Scholarship	(28,000)			62,102					30,145	64,247
1GB088	TSAS Centennial Fund				5,818				61	32,299	38,178
1GB089	John E Bachelder Family Scholarship				13,895					72,016	85,911
1GB090	AS O. Hubbard Scholarship Fund	(53,000)			10,630	(904)			64,000	899	21,625
1GB091	DO Elinor Dodge Fund				2,918					23,392	26,310
1GB093	TSAS Horticulture Curr Gifts									622	622
1GB096	Keener Scholarship				1,478					7,624	9,102
1GB097	Tuttle Enviromental Horticul				61,403	(14,482)	(1,146)			58,827	104,602
1GB104	Do Blue Seal Feeds Scholarshp									250	250
1GB105	Putnam Memorial Scholarship Fd				3,588					3,566	7,154
1GB107	Colsa Undergrad Scholarships	(8,000)			30,025		(735)		5,725	63,731	90,746
1GB108	COLSA Graduate Fellowships				25					2,412	2,437
1GB110	CAMIS Fund									635	635
1GB111	Microbiology Grad Fellowships									3,320	3,320
1GB112	Edward F. Landry Memorial Schol	(2,000)			706					1,984	690
1GB113	J Raymond Hepler Endowed Fund				9,914		(9,500)			-	414
1GB114	Callahan Family Scholarship	(4,000)			4,109					794	903
1GB116	Foster Scholarship/COLSA	(7,000)			6,198					866	64
1GB118	Avery & Erma Rich Memorial Schol	(5,000)			2,248					4,062	1,310
1GB119	Lou & Lutza Smith Scholarship	(39,500)			23,752		(100)			19,922	4,074
1GB120	Grange-Webster Scholarship				4,560					4,692	9,252
1GB121	Dickie Family Scholarship Fund	(37,000)			34,874					4,023	1,897
1GB122	Oliver Hubbard Biology Endow				129,049	(7,736)			(78,154)	50,821	93,980
1GB123	Herbert Soule Scholarship Fund	(1,000)			1,069					135	204
1GB133	Dr E Elizabeth French Memorial	(2,000)			1,931					91	22
1GB135	Evelyn Jardine Scholarship	(1,000)			957					133	90
1GB136	Pamela Low Scholarship Fund	(6,000)			6,530					320	850
1GB146	Pest Management Gift Fund						(662)			714	52
1GB149	Fair Winds Farm Equine Sclrshp	(4,200)			2,135					2,342	277
1GB151	Paine Fund for Freshwater Research				5,548					44,517	50,065

UNIVERSITY OF NEW HAMPSHIRE DURHAM
DETAILED SCHEDULE OF REVENUES, EXPENSES, AND TRANSFERS
FOR THE YEAR ENDED JUNE 30, 2022

Fund	Fund Title	Net Student Tuition	Grant Revenue[1]	Auxiliary Revenue	Appropriations & Other Revenue	Employee Compensation	Supplies and Services	Other Expenses	Transfers In/(Out)	Beginning Fund Balance 06/30/2021	Ending Fund Balance 06/30/2022
1GB152	Nancy Coutu Memorial Scholarship	(500)			479					340	319
1GB157	College Woods Scholarship Fund	(2,500)			2,285					1,680	1,465
1GB158	Zsigray Academic Enrichment Fund				6,777		(3,418)			38,950	42,309
1GB161	Thomas Fairchild Fund for Animal Sc				2,482		(974)			975	2,483
1GB164	Marietta & Jane Carr Endowed Fund	(6,000)			6,479					370	849
1GB171	Project SMART Gift Fund									975	975
1GB172	Sawmill Renovation Fund						(538)			1,132	594
1GB173	COLSA Entrepreneurial Faculty Dev.									4,614	4,614
1GB176	Woodlands Gift Fund				50					2,313	2,363
1GB178	UNH Organic Dairy Development Fund								15	540	555
1GB179	UNH Seagrass Gift Fund									167	167
1GB182	College Woods & UNH Trails				831				189	2,976	3,996
1GB183	NH Veterinary Diagnostic Lab Gifts				65,100		(44,483)		(141,892)	121,275	-
1GB184	Charles Schwab's Dairy Nutr Fund						(812)			1,809	997
1GB185	Mendum Pond Scholarship Fund									500	500
1GB186	Equine Center Gift Fund	(930)			1,665		(5,370)			6,289	1,654
1GB187	Edith & Allen Neff Forestry Schlrsh	(2,000)			1,512					2,030	1,542
1GB188	James Byer's 1927 Professorship Awr									2,472	2,472
1GB189	Environmental Sciences Program Fund				830				15	481	1,326
1GB191	Wildlife Ecology Gift Fund				268					2,452	2,720
1GB192	George Frick Fellowship-Res Econom	(4,000)			2,749					5,915	4,664
1GB194	Karabelas Faculty Development Fund						(7,448)			17,941	10,493
1GB195	Charles E. Warren Memorial Fund				1,352					506	1,858
1GB196	Drs Lorus & Margery Milne Scholrshp	(23,000)			20,788					2,705	493
1GB197	Horticulture Gift Fund					(1,785)	(14)			1,800	1
1GB198	Spider Research Miscellaneous Gifts									1,096	1,096
1GB200	Development of Instr Materials-Biol									4,420	4,420
1GB201	Carberry '82 Fund- Biological Scien				3,450					16,912	20,362
1GB202	Therapeutic Riding Program Gift Fnd				15,289		(6,418)		2,104	31,437	42,412
1GB203	Dairy Center Gift Fund						(163)			255	92
1GB204	Equine Studies				2,793		(8,489)		1,743	10,036	6,083
1GB208	Huntington Family Scholarship Fund	(18,250)			13,509					9,088	4,347
1GB209	Thompson Forestry Scholarship	(2,000)			1,460					4,826	4,286
1GB211	MCBS Gift Fund				782				405	8,618	9,805
1GB212	Lawrence K Smith Natural Res Schol	(3,000)			1,266					6,119	4,385
1GB215	Hubbard Perkins Livestock Education				1,551					12,579	14,130
1GB216	Phelan Family Fund									6,088	6,088
1GB218	Plant Sciences Scholarship Fund	(950)			250					950	250
1GB219	Nutrition Scholarship Fund				2,433				808	296	3,537
1GB220	Friblet Marine Research Fund									192	192
1GB222	Cucurbit Breeding Gift Fund									597	597
1GB224	Gladys Brooks Scholarship Fund				11,508					20,130	31,638
1GB225	Biomedical Science Scholarship Fund									11	11
1GB226	Shirley & Bob Lake Scholarship	(1,250)			2,551					1,573	2,874
1GB227	Lloyd & Edna Heidgerd Endowed Schol	(9,500)			16,553					32,541	39,594
1GB228	David Burdick's '37 Professorship									-	-
1GB231	Charles F. Marble Scholarship Fund	(57,450)			53,296					9,094	4,940
1GB233	Biological Sciences Gift Fund				5,676		(31,218)		1,415	29,273	5,146
1GB235	Vet Tech Program				2,860		(3,416)		1,323	2,639	3,406
1GB236	Samuel Smith Lectures-Molecular Med						(13,614)			14,414	800
1GB237	Anna Catherine Clark Schol - TSAS	(1,100)			1,083					37	20
1GB238	Fred H. Schmidt '52 Scholarship	(8,500)			4,062					5,351	913
1GB239	Padi Fndtn-Watson Lobster Research									915	915
1GB240	UNH Bee Lab				250				250	1,295	1,795
1GB241	COLSA Internships & Career Fund				22,903	(20,089)	(17,320)			98,702	84,196

UNIVERSITY OF NEW HAMPSHIRE DURHAM
DETAILED SCHEDULE OF REVENUES, EXPENSES, AND TRANSFERS
FOR THE YEAR ENDED JUNE 30, 2022

Fund	Fund Title	Net Student Tuition	Grant Revenue[1]	Auxiliary Revenue	Appropriations & Other Revenue	Employee Compensation	Supplies and Services	Other Expenses	Transfers In/(Out)	Beginning Fund Balance 06/30/2021	Ending Fund Balance 06/30/2022
1GB242	E Fairchild '37 Professorship					(12,256)	(100)		10,000	2,356	-
1GB243	Lewis Schol -Sustainabilty Studies	(9,750)			4,514					11,372	6,136
1GB244	UNH Pilot Brewing Program				184				25	416	625
1GB246	Friends of UNH Equine Cross Country				3,866		(4,250)		755	28,764	29,135
1GB247	EcoQuest				602				41	1,173	1,816
1GB248	Fruit Tree Pathology Research									823	823
1GB249	Toxic Aerosols Research				3,500					2,379	5,879
1GB251	Richard George 65 Forestry Research					(29,860)	(24,286)			215,528	161,382
1GB253	Thomas J Giampietro '57 Scholarship	(3,750)							8,000	4,062	8,312
1GB254	COLSA's SOAR Fund								76	6,386	6,462
1GB255	Agriculture Nutrition & Food Systms				613		(2,675)		455	3,316	1,709
1GB256	O.J. Hubbard Poultry Science Schol.	(2,500)			2,500					2,500	2,500
1GB257	Nobel K. Peterson Scholarship				12,005					12,091	24,096
1GB258	Merrill UNH Woodlands Stewardship				2,322	(2,322)				-	-
1GB259	UNH Dairy Club				88				240	2,022	2,350
1GB260	Granite State Dev. Scholars-COLSA	(31,328)			32,000					31,500	32,172
1GB261	AS-Biochemistry & Molecular Biology								(15)	15	-
1GB262	Agricultural Experiment Station				80				26	70	176
1GB263	St Martin Career Exploration Office									5,000	5,000
1GB264	COLSA Teaching and Research Scholar				2,574		(2,388)			-	186
1GB265	Robert E. Richards '75 Scholarship	(250)			1,906					-	1,656
1GB266	Glenn Coppelman '76G Graduate Schol	(1,932)			1,932					-	-
1GB267	Dean Sustainable Gardening				5,000		(158)			5,000	9,842
1GB270	Mangrove Research Support	(15,208)			21,960	(10,320)	(1,027)			25,000	20,405
1GB271	Sparrow Monitoring and Research				7,500	(2,712)	(1,733)			-	3,055
1GB272	Pekins Arboretum Fund (CW)				25,000		(3,000)			-	22,000
1GB275	CREAM Program Fund				3,200					-	3,200
1GB276	Ruth and Fred G. VanGorder Family F								952	-	952
1GBGEN	BUDGET ONLY Other Gift COLSA									-	-
1GC001	Dept of the Arts Alumni Schol	(4,000)			792					9,995	6,787
1GC002	Sally Pike Edelman Memorial Aw	(150)			119					70	39
1GC003	German Society of Manch. Schol	(500)			176					345	21
1GC004	Gunst Fund for the Graduate Hi				1,026					8,528	9,554
1GC005	Foreign Language Study Abroad				1,066					6,034	7,100
1GC006	Thomas O Marshall Fund	(1,250)			440					9,128	8,318
1GC007	Jean Mattox Memorial Scholarsh	(2,300)			2,273					91	64
1GC008	Richard A Morse Scholarship	(8,200)			8,034					693	527
1GC009	Gary R O'Neal Musical Thea Sch	(1,750)			1,719					54	23
1GC010	Adaline W Paul Scholarship Fun	(1,150)			1,150					31	31
1GC011	Jani Smith Memorial Scholarshi	(1,000)			1,010					68	78
1GC014	Alice M Mitchell English Acct	(8,000)			4,066					19,428	15,494
1GC015	Excellence in Teaching Scholar	(6,000)			3,454				205	15,514	13,173
1GC016	Traditional Jazz Programming F				70,028	(3,252)	(64,612)			31,911	34,075
1GC018	Russell C Wheeler Internationa				1,107					3,770	4,877
1GC019	Presser Scholarship	(8,000)			4,000					4,000	-
1GC021	Margaret Carson Hubbard Africa									2,294	2,294
1GC023	Winthrop L Carter Gift				2,465		(21)			28,488	30,932
1GC024	History Dept Gift Account				36,283	(12,545)	(22,521)		3,235	169,856	174,308
1GC027	Educ Chair Discretionary Gifts				3,743	(2,983)	(1,189)		715	15,843	16,129
1GC028	Friends of the Museum of Art				17,349	(813)	(18,739)		2,714	232,492	233,003
1GC030	UNH Seacoast Reads				1,384	(3,063)	(6,769)		1,760	64,880	58,192
1GC031	Macarthur/simic Writer's Serie				5,509	(2,168)	(7,657)			12,488	8,172
1GC032	William Nicol	(400)			410					4	14
1GC033	Psychology Department Gifts				2,474	(434)	(5,201)		634	15,631	13,104
1GC035	Donald Steele Classical Music	(750)			760					8	18

UNIVERSITY OF NEW HAMPSHIRE DURHAM
DETAILED SCHEDULE OF REVENUES, EXPENSES, AND TRANSFERS
FOR THE YEAR ENDED JUNE 30, 2022

Fund	Fund Title	Net Student Tuition	Grant Revenue[1]	Auxiliary Revenue	Appropriations & Other Revenue	Employee Compensation	Supplies and Services	Other Expenses	Transfers In/(Out)	Beginning Fund Balance 06/30/2021	Ending Fund Balance 06/30/2022
1GC037	Women's Studies General Fund				21,403	(22,116)	(3,426)		83	158,768	154,712
1GC038	Sheila Clary Memorial Fund						(2,123)			2,643	520
1GC040	Museum of Art Advisory Board				20,784	(15,705)	(150)			16,598	21,527
1GC042	College of Liberal Arts	(5,300)			251,156	(175,151)	(149,947)		5,169	605,599	531,526
1GC044	Lindberg Memorial Scholarship	(4,000)			1,714					7,192	4,906
1GC045	Signal/Religious Studies				2,153					3,286	5,439
1GC046	Signal/History				4,220		(2,350)			13,271	15,141
1GC048	RJ Bernier Scenic Arts Sc	(600)			553					53	6
1GC050	Conover Endowed Fund				2,391	(1,951)	(4,592)			21,850	17,698
1GC051	Try Special Gifts				5,449	(2,520)	(1,129)		(4,120)	34,187	31,867
1GC052	Haaland Gift Fund in Education				820					16,105	16,925
1GC054	Whitlock Music Scholarship				567					43	610
1GC058	Friends/Performing Arts									475	475
1GC061	Friends/Musical Theater				25					-	25
1GC064	Humanties Challenge 1990				35,429	(17,128)				4,019	22,320
1GC065	Smyth Gifts				4,085	(217)	(375)			9,536	13,029
1GC066	Gross Prize in Political Scie						(100)			572	472
1GC068	Theater Misc Gifts				9,474	(5,056)	(9,362)		2,372	27,819	25,247
1GC069	Music Misc Gifts				13,320	(18,876)	(23,304)		(13,972)	68,828	25,996
1GC070	The Arts Misc Gifts	(5,000)			4,353				768	12,858	12,979
1GC071	Classics Misc Gifts				2,545		(132)		240	10,542	13,195
1GC072	English Misc Gifts				15,915	(6,179)	(6,770)		408	72,334	75,708
1GC073	Languages, Literature & Culture				2,982		(363)		180	3,086	5,885
1GC074	German Misc Gifts									502	502
1GC075	Philosophy Misc Gifts				2,048				548	7,849	10,445
1GC076	Political Science Misc Gifts				2,961		(2,799)		1,630	25,710	27,502
1GC077	Russian Misc Gifts								50	1,604	1,654
1GC078	Sociology Misc Gifts				2,436		(1,184)		390	10,768	12,410
1GC079	Anthropology Misc Gifts				1,207		(1,360)		1,551	2,115	3,513
1GC080	Spanish Misc Gifts				270		(344)		62	4,856	4,844
1GC081	Gifts-geography				100					530	630
1GC082	Ann Pazo Mayberry Fund	(6,000)			1,999					11,464	7,463
1GC084	Rm Ford End Writing Award				620					1,175	1,795
1GC086	Grant Carlson Endow Prize Fund	(1,250)			823					430	3
1GC087	Thomas Williams Memorial Fund				1,176				60	3,296	4,532
1GC088	Study of Music	(550)			561					30	41
1GC089	J H Hanhisalo Music Scholar	(800)			2,333					2,482	4,015
1GC090	Hanhisalo Contemporary Music				333	(1,322)	(586)			3,629	2,054
1GC091	Rogers Piano Scholarship Fund	(1,100)			1,094					23	17
1GC092	Malcolm & Virginia Smith Prize				793		(800)			198	191
1GC094	Lucha-Burns Musical Theatre Endowmn				5,178	(1,805)	(3,184)			13,563	13,752
1GC096	John D. Batcheller Mem Fund	(2,000)			1,744					321	65
1GC097	Theater Educational Endowment	(3,250)			3,223		(337)			6,738	6,374
1GC099	Humanities Center Gifts				100				274	5,200	5,574
1GC101	Elizabeth N Ladd Fund for Musi				1					143	144
1GC103	Donald Murray Journalism Lab				200					9,316	9,516
1GC106	Winchester Wood Mem Schol Musi	(9,000)			9,111					1,770	1,881
1GC107	Communications Dept Gifts				827	(285)	(5,047)		242	5,131	868
1GC108	Lucinda & Melvin Smith English	(1,000)			730					2,864	2,594
1GC109	Humanities Program Gifts				160					1,163	1,323
1GC116	Donald Graves Fellowship Fund									4,935	4,935
1GC117	Arnold S Linsky Graduate Fund				720				200	2,798	3,718
1GC125	Cola Undergrad Scholarships				4,810				130	41,748	46,688
1GC126	Cola Graduate Fellowships									7,801	7,801
1GC127	Shatterly Fund for Education	(8,000)			2,724					11,231	5,955

UNIVERSITY OF NEW HAMPSHIRE DURHAM
DETAILED SCHEDULE OF REVENUES, EXPENSES, AND TRANSFERS
FOR THE YEAR ENDED JUNE 30, 2022

Fund	Fund Title	Net Student Tuition	Grant Revenue[1]	Auxiliary Revenue	Appropriations & Other Revenue	Employee Compensation	Supplies and Services	Other Expenses	Transfers In/(Out)	Beginning Fund Balance 06/30/2021	Ending Fund Balance 06/30/2022
1GC128	Shatterly Fund for Poli Sci	(8,000)			5,379					4,548	1,927
1GC130	JW Hatch Art Faculty Dev Fund									4,051	4,051
1GC131	Rutman Grad Fellows-history									20	20
1GC133	Pitavy Scholarship Fund				516					2,534	3,050
1GC136	Justice Works Misc Gifts									120	120
1GC138	William L Dunfey History Prof				25,680		(11,396)			110,633	124,917
1GC139	Z.dorson Endowed Fund-humaniti				30,587	(11,566)				8,297	27,318
1GC140	Theodore "Tad" Ackman Jr Scholorshi	(300)			238					740	678
1GC141	Jessie Potter Beck End Schl	(4,400)			3,466					1,032	98
1GC142	Peterson Carsey Theatre/dance				8,362		(2,706)			21,523	27,179
1GC143	RB and CB Kimball Fac Fellowsh				2,404	(1,485)	(2,182)			15,179	13,916
1GC144	Edmund G Miller Fund-English				10,110	(687)	(2,177)			19,628	26,874
1GC145	Miller Phi Bta Kappa Award	(2,400)			2,278					1,170	1,048
1GC146	John Hatch Fellowship Fund				1,121		(3,400)			7,767	5,488
1GC149	Stuart Palmer Book Fund									1,168	1,168
1GC150	Tad Akman Jr-Communication Sch	(175)			238					133	196
1GC151	John C Rouman Classical Lectur				9,851	(3,657)	(8,932)			24,611	21,873
1GC152	Arthur J Mirabile Scholarship	(1,400)			1,433					4	37
1GC153	Class of 1958 Music Fund				3,923	(2,981)	(902)			4,734	4,774
1GC154	Raitt-Wilson Music Scholarship	(5,100)			4,099					1,020	19
1GC155	Tommy Gallant Scholarship Fund	(9,500)			5,641					8,974	5,115
1GC156	John Rouman Scholarship Fund	(1,500)			1,769					2,181	2,450
1GC158	Terry-Seiler-Verrette Fund				71,816	(15,426)	(53,521)			86,420	89,289
1GC159	Timothy Rogers Scholarship	(6,000)			4,714					18,013	16,727
1GC160	Coe-Hall Deans Scholarship	(13,700)			2,705					11,530	535
1GC161	Lubow Memorial Scholarship	(450)			577					2,289	2,416
1GC162	Leland Fund for Performing Art				3,175					6,025	9,200
1GC163	Miriam Carlson Memorial Fund	(1,000)			515					541	56
1GC164	John T Holden Memorial Fund				4,425		(6,901)			24,871	22,395
1GC165	Graduate Nonfiction Award	(500)			225				200	1,206	1,131
1GC166	Rines Art Exhibition Fund				2,715		(61)			6,880	9,534
1GC169	Edmund Miller Art Collection				15,298		(32,342)			81,630	64,586
1GC170	Killam Humanities Scholarship				2,976					2,789	5,765
1GC171	Mary H Blum End Lecture Series				2,385		(5,082)			23,685	20,988
1GC172	Cleveland Howard Choral Music				1,196					10,455	11,651
1GC173	Endowed Fund for Holocaust Educatio				10,807		(4,667)			49,689	55,829
1GC174	Jeanne Brandon Fund for Music				7,179					13,293	20,472
1GC176	William Annis Graduate Schlrshp PO	(3,000)			384					4,459	1,843
1GC177	Endowed Fund for Holocaust Educatio				1,470					8,889	10,359
1GC178	Michael Kelly Journalism Scholarshi	(2,500)			1,972					3,924	3,396
1GC179	Paul Chair in Psychology					(106,207)	104,997		106,206	(104,996)	-
1GC180	Michael DePorte Eng Dept Book Fnd				1,281		(426)			5,599	6,454
1GC181	Michael DePorte Memorial Scholarshi	(750)			1,307					567	1,124
1GC185	Donald Murray Visiting Journalist P				3,641		(3,548)			18,747	18,840
1GC186	Center for New England Culture End				2,062	(3,996)	(2,000)			8,485	4,551
1GC189	William Wallace Memorial Fund									986	986
1GC190	Dawkins Prize in Creative Writing				1,726					3,794	5,520
1GC191	Gilberg Davenport Theatre Scholarsh	(1,400)			1,440					40	80
1GC192	Sargent Endowed History Scholarship	(4,000)			3,888					3,808	3,696
1GC193	Patricia Woodbury Memorial Fund	(1,300)			1,275					1,462	1,437
1GC194	Katharine C & Charles H Sawyer Quas				2,298		(3,180)			10,272	9,390
1GC195	John C Edwards Theatre Scholarship	(3,000)			3,043					45	88
1GC196	John Hanlon Memorial Scholarship	(750)			452					780	482
1GC197	Dion Janetos '39 Fund-Hellenic Stud	(1,430)			4,248		(4,061)			10,465	9,222
1GC198	Hoffenberg Fund for Liberal Arts				4,856	(4,465)				6,574	6,965

UNIVERSITY OF NEW HAMPSHIRE DURHAM
DETAILED SCHEDULE OF REVENUES, EXPENSES, AND TRANSFERS
FOR THE YEAR ENDED JUNE 30, 2022

Fund	Fund Title	Net Student Tuition	Grant Revenue[1]	Auxiliary Revenue	Appropriations & Other Revenue	Employee Compensation	Supplies and Services	Other Expenses	Transfers In/(Out)	Beginning Fund Balance 06/30/2021	Ending Fund Balance 06/30/2022
1GC199	William & Laura Hooper Endowed Fnd	(4,000)			3,199					9,138	8,337
1GC200	Project Search					(3,465)	(2,823)		(15,372)	35,445	13,785
1GC202	Steelman History Fellowship Fund				5,728	(8,103)				6,656	4,281
1GC203	Rebecca Jane Lang '04	(2,261)			1,777					926	442
1GC204	Frederick Gates Music Scholarship	(1,600)			1,058					585	43
1GC208	Summer Youth Music School Gifts				22,600		(182)			16,171	38,589
1GC210	Rae Martin Emmett Scholarship	(24,000)			25,000					48,000	49,000
1GC211	Natalie S Jacobson Journalism Schol	(1,500)			1,577					1,798	1,875
1GC212	Dr Samuel Hughes '68 Scholarship	2,000			17,932					(11,795)	8,137
1GC213	Carney Resrch-Literacy & Childr Lit				3,741	(3,713)	(1,356)			22,958	21,630
1GC214	Edwin and Mary Scheier Fund	(116,000)			104,785					163,880	152,665
1GC215	Mock Trial Program Gift Fund				1,660				51	36,134	37,845
1GC217	Capt Benjamin Keating Memorial Fund	(2,900)			1,786					2,266	1,152
1GC219	Frederick Hyde Hibberd 88 Scholrshp	(8,250)			5,738					13,082	10,570
1GC221	Hayes Professorship				75,244	(12,157)	(17,323)		8,750	256,500	311,014
1GC222	Mary Petrella '57 Schol-English Lit	(3,000)			2,583					9,259	8,842
1GC223	Blanche C Bailey Fund	(3,000)			1,913					1,155	68
1GC224	Ursula Daley '93 Women's Studies Sc	(1,000)			2,003	(1,951)				3,023	2,075
1GC225	Don Murray Memorial Scholarship	(1,000)			1,909					3,072	3,981
1GC227	Daniel Heartz '50 Endowed Fund	(3,200)			3,192					33	25
1GC228	Woodward Internat'l Drama & Dance				11,571		(14,150)			3,929	1,350
1GC233	Family Research Lab Project Fund									5,665	5,665
1GC234	CHI Misc Gift Fund	(10,400)			7,999		(2,714)		3,720	18,916	17,521
1GC235	Balderacchi Study of Art in Italy	(7,000)			4,908					8,494	6,402
1GC236	John Edwards University Prize Plays	(1,400)								1,417	17
1GC238	UNH Music Scholarship Fund	(1,000)			5,664				620	5,070	10,354
1GC240	Confucius Institute Gift Fund									5,021	5,021
1GC241	McLean Fund - Journalism Excellence				9,294	(183)	(2,786)			18,616	24,941
1GC243	RGSCP Fund				225,780	(168,619)	(23,416)			196,997	230,742
1GC244	Peters Professorship in Education				33,966	(11,467)	(11,036)			21,286	32,749
1GC246	Rutman Distinguished Lecture Series				19,195		(28,667)			58,105	48,633
1GC248	UNH Arts Initiative Fund				22,500	(3,716)				32,414	51,198
1GC249	Music Initiatives Fund				1,439					5,058	6,497
1GC250	B. Thomas Trout Scholars Fund	(2,000)			4,674					14,641	17,315
1GC251	Daniel Valenza Art Scholarhsip Fund	(2,500)			2,210					305	15
1GC252	Koch Family Schol. - Humanities	(2,700)			5,377					3,205	5,882
1GC254	England Fund for the Museum of Art									10,305	10,305
1GC255	Prof Donald Steele Music Research					(4,897)	(405)			29,146	23,844
1GC256	Women's Studies Scholarship Fund	(200)								428	228
1GC257	Richard & Miriam Cook Family Schol.	(9,600)			2,546					7,167	113
1GC258	Italian Studies Gift Fund									851	851
1GC259	Patricia Power MFA Writing Program				6,369	(7,387)	(4,182)			16,027	10,827
1GC261	UNH Community Literacy Center				1,501	(99,272)	(7,817)		2,182	276,777	173,371
1GC262	Nguyen '63 History Fellowship Fund				3,028		(1,850)			10,408	11,586
1GC263	Barbara Anne White Scholarship Fund	(3,000)			2,726					2,383	2,109
1GC264	Davis '64 Fund for Science History				2,308					3,170	5,478
1GC265	Robertson Music Fund				703				300	6,256	7,259
1GC270	Psychology Graduate Support				105					13,785	13,890
1GC271	Arlene Kies Enrichment for Piano				3,907		(2,290)			8,278	9,895
1GC272	Chesley Family Fund				4,836		(1,284)			11,338	14,890
1GC273	Jack and Louise Harris Fund				2,212	(2,000)				4,013	4,225
1GC274	Justice Studies Program				16,904	(2,193)	(4,562)		413	43,466	54,028
1GC275	Mary Frances Kiley Scholarships	(7,500)								9,800	2,300
1GC276	Janet Ann Christie '71 Scholarship	(18,700)								18,700	-
1GC277	Newkirk Family Fund				2,451					5,105	7,556

UNIVERSITY OF NEW HAMPSHIRE DURHAM
DETAILED SCHEDULE OF REVENUES, EXPENSES, AND TRANSFERS
FOR THE YEAR ENDED JUNE 30, 2022

Fund	Fund Title	Net Student Tuition	Grant Revenue[1]	Auxiliary Revenue	Appropriations & Other Revenue	Employee Compensation	Supplies and Services	Other Expenses	Transfers In/(Out)	Beginning Fund Balance 06/30/2021	Ending Fund Balance 06/30/2022
1GC279	Andrea Coville '82 Fund				5,000	(5,030)	(3,240)			5,735	2,465
1GC280	Aronson Experiential Learning				5,000					12,500	17,500
1GC281	Crimes Against Children Research Ct									50	50
1GC282	McCabe Family Scholarship	(3,500)			6,709					493	3,702
1GC283	Duane & Joan Whittier Music Fund	(41,000)			176,404	(5,054)	(17,805)			154,553	267,098
1GC284	Perkins Family Memorial Scholarship	(8,400)			8,728					4,632	4,960
1GC285	Woodward Internship Opportunity				1,361					1,710	3,071
1GC286	Carl Dawson Graduate Essay Prize				2,462					842	3,304
1GC287	Tappe Experiential Education Fund				1,162					686	1,848
1GC288	Granite State Dev. Scholars-COLA	(31,328)			32,000					31,500	32,172
1GC289	UNH Youth Symphony Orchestra				250					-	250
1GC290	Center on Inclusive Education									17,607	17,607
1GC291	COLA Diversity Equity & Inclusion				25					3,625	3,650
1GC292	International Affairs				45		(82)		64	50	77
1GC293	Dean Fund for Music & Studio Arts				5,000				(10,000)	5,000	-
1GC294	Budapest Program				1,120				55	7,840	9,015
1GC295	Pannucci Research Support for CIE				6,000	(5,000)	(500)			4,365	4,865
1GC298	Nanda Award for Innovation									-	-
1GC301	Werner Family Holocaust Education				25,500		(2,263)			-	23,237
1GC302	Paul Creative Arts Center Fund				4,803				178	-	4,981
1GC303	UNH Wildcat Marching Band Fund				7,547		(12,826)		20,111	-	14,832
1GC304	COLA Career & Professional Success				2,303				397	-	2,700
1GC306	NH Literacy Institutes Fund						(150)		4,039	-	3,889
1GC308	Forensic Anthropology Lab Fund				32				(32)	-	-
1GC309	Civil Discourse Lab Program Fund								130	-	130
1GCGEN	BUDGET ONLY Other Gift COLA									-	-
1GD001	W Edwards Deming Scholarship	(675)			675					3	3
1GD002	Howard Cope Memor. Scholarship	(1,725)			2,291					1,160	1,726
1GD003	Albert W Diniak Memorial Fund				172					98	270
1GD004	Edward Donovan Mem Scholarship	(1,435)			1,434					1	-
1GD005	Farnham Memorial Scholarship	(600)			609					1	10
1GD006	Joseph L Fearer Scholarship	(2,870)			2,872					3	5
1GD007	Herman C Fogg Scholarship Fund	(637)			592					46	1
1GD008	W. Knox Endowed Scholarship	(580)			581					-	1
1GD009	S. Morris Locke Scholarship	(599)			528					31	(40)
1GD010	Dr Ruth Peters Memorial Award	(370)			276					97	3
1GD011	Lester Pratt Grad Scholarship	(5,500)			4,655					1,129	284
1GD012	Herbert A Scruton Scholarship				13,051	(7,073)				5,362	11,340
1GD013	Lucin/Melvin Smith Scholarship	(742)			730					13	1
1GD014	Winchester Wood Mem Schol CEPS	(19,950)			18,221					2,319	590
1GD015	Bailey Prize in Chem	(100)			44					2,904	2,848
1GD016	Kingsbury Memorial Award	(3,920)			3,924					2	6
1GD017	Vernon Lerch Scholarship	(1,133)			1,093					41	1
1GD018	H M Haendler Org Chemist Award	(3,560)			2,886					675	1
1GD019	Seymour Chemistry Prize Fund	(250)			228					23	1
1GD020	Bacon Award in Chemical Eng	(80)			77					4	1
1GD021	Gordon Bassett Scholarship	(2,890)			1,805					1,089	4
1GD022	Alice M Mitchell - Marine Science	(4,070)			4,066					6	2
1GD023	The Stolworthy Endowment Fund	(335)			338					1	4
1GD024	Chapman Lecture Fund- Earth Science				676		(586)			1,817	1,907
1GD025	Champlin Scholarship Fund	(14,700)			14,513					190	3
1GD026	R M Ford Endowed Memorial Fund	(654)			615					40	1
1GD027	Harold A Iddles Lecture Fund				4,844					33,844	38,688
1GD028	David Owen Libby Memorial Scho				1,914					13,389	15,303
1GD029	Donald Fox Memorial Scholarshi	(2,195)			2,192					8	5

UNIVERSITY OF NEW HAMPSHIRE DURHAM
DETAILED SCHEDULE OF REVENUES, EXPENSES, AND TRANSFERS
FOR THE YEAR ENDED JUNE 30, 2022

Fund	Fund Title	Net Student Tuition	Grant Revenue[1]	Auxiliary Revenue	Appropriations & Other Revenue	Employee Compensation	Supplies and Services	Other Expenses	Transfers In/(Out)	Beginning Fund Balance 06/30/2021	Ending Fund Balance 06/30/2022
1GD030	CEPS TECH Fund	(6,000)			103,277	(1,492)	(27,650)		8,476	299,174	375,785
1GD031	Tappi Scholarship Fund				1,749					4	1,753
1GD033	Leon W Hitchcock Award	(3,020)			4,834					1,210	3,024
1GD034	Kauppinen Student Fund								(29)	29	-
1GD035	James R Lietzel Award in Mathe	(1,484)								750	(734)
1GD036	The Same Scholarship New York									250	250
1GD037	W. Weaver Memorial Scholarship	(20,000)			20,000					25	25
1GD038	Amax Summer Field Scholarship									352	352
1GD039	Earth Sciences Gift Account				8,241		(2,641)		1,164	35,421	42,185
1GD040	Amer Society of Mechanical Eng									135	135
1GD041	Computer Science Gift Account				7,951		(1,500)		1,298	15,082	22,831
1GD042	Chemical Engineering Gifts	(12,000)			32,366	(28,774)	(3,782)		1,501	112,880	102,191
1GD043	CEPS Tech Fund Discretionary				50					900	950
1GD044	Chemistry Library Gift Account									1,788	1,788
1GD045	Civil Eng Gift Acct	(9,000)			13,349	(2,456)			1,617	14,396	17,906
1GD046	Downer Book Fund For Chemistry									551	551
1GD049	Electrical Engineering Gifts				17,652		(12,632)		2,306	22,740	30,066
1GD054	Marion Mitchell Cutts (payout)				10,267					76,209	86,476
1GD055	ECE Industrial Assoc				1,501		(1,432)			1,094	1,163
1GD056	Ml Langelier Schol Fund	(15,841)			13,667					2,869	695
1GD057	Frank Block Fund				1,045		(1,244)			2,239	2,040
1GD058	Math Scholarships	(9,000)								18,652	9,652
1GD059	Leroy F Johnson Schol Fund	(15,000)			15,735					32,714	33,449
1GD060	Balomenos Memorial Fund				2,251					14,761	17,012
1GD061	Earth Sciences Scholarship Fund				609					1,193	1,802
1GD066	Donald G O'Brien Fund	(3,900)			3,505					409	14
1GD067	Thomas Anderton Fund				5,885	(12,562)	(5,325)			25,049	13,047
1GD069	Non Linear Dynamics Group									929	929
1GD070	R Davison Professorship				7,922					72,479	80,401
1GD071	J&RM Kurtz Scholarship	(10,050)			10,638					13	601
1GD072	Waite Professorship				7,935		(214)			56,849	64,570
1GD073	Waite Class of 1927 Scholarship	(20,190)			20,190					2	2
1GD075	Hart Scholarships Chemistry Fund	(2,081)			1,921					161	1
1GD076	R C Kimball Endowed Scholarship	(850)			849					2	1
1GD077	Math Misc Gifts	(750)			16,220	(1,434)			1,736	117,232	133,004
1GD078	Physics and Astronomy Gift Fund				2,312		(3,668)		159	23,843	22,646
1GD086	International Coil Winders Equ									13,469	13,469
1GD089	ASCE Special Activities Fund				266					1,599	1,865
1GD091	Frederick N Walker Jr EE Schol	(13,840)			11,059					2,795	14
1GD092	Kenneth J Higson Scholarship	(21,620)			22,100					40	520
1GD093	Mech Eng Gift Acct - General				11,047		(10,861)		(12,890)	33,311	20,607
1GD094	Craig A West Memorial Fund	(969)			952					17	-
1GD096	Bauer Lindsy Parent Fund									390	390
1GD097	Me Sae Mini Baja Team				2,925				2,010	27,218	32,153
1GD100	Harold M Landers Class of 24 Schol	(585)			583					5	3
1GD102	Me Moon Buggy Team				5,000		(3,662)		5,000	9,015	15,353
1GD104	Clarence&Eleanor Shuttleworth	(7,750)			24,132	(2,902)				-	13,480
1GD105	CEPS Undergraduate Scholarship	(9,990)			200				11,021	20,903	22,134
1GD106	CEPS Graduate Fellowships									3,107	3,107
1GD107	Shatterly Fund For Engineering	(2,860)			5,627					96	2,863
1GD108	Olivette Dussault Hemon Schol	(750)			755					4	9
1GD109	Lyle Equipment Fund									6,508	6,508
1GD110	Jere Chase Ocean Eng Lab Fund				3,118		(147)		150	4,732	7,853
1GD112	Gloria & Robert Lyle Professor				14,993	(4,031)	(2,476)			5,033	13,519
1GD113	Robert E Houston Jr Physics Aw	(900)			911					2	13

UNIVERSITY OF NEW HAMPSHIRE DURHAM
DETAILED SCHEDULE OF REVENUES, EXPENSES, AND TRANSFERS
FOR THE YEAR ENDED JUNE 30, 2022

Fund	Fund Title	Net Student Tuition	Grant Revenue[1]	Auxiliary Revenue	Appropriations & Other Revenue	Employee Compensation	Supplies and Services	Other Expenses	Transfers In/(Out)	Beginning Fund Balance 06/30/2021	Ending Fund Balance 06/30/2022
1GD114	Barbara G Houston Math Educ Aw	(900)			911					1	12
1GD116	George & Lina Fisher Endowed F	(42,930)			46,220					34	3,324
1GD117	Alexander & Allison Amell Mem				3,004		(3,006)			12,535	12,533
1GD118	Jon W.Herndon Grad Scholarship				2,000		(2,000)			4,246	4,246
1GD119	Douglas R Woodward Endowment	(14,220)			14,231					12	23
1GD120	Edward & Alice Getchell Schol	(630)			844					1	215
1GD121	Nat'l Prime Users End Scholr	(1,000)			1,546					1,605	2,151
1GD122	Howell Student Fund Fred Gert	(6,525)			7,252					22	749
1GD123	James Leitzel Scholarship Fund				1,475					11,274	12,749
1GD124	Zocchi Scholars Fund	(9,760)			9,763					3	6
1GD125	John Smith 50 Scholarship Fund	(22,650)			25,500					-	2,850
1GD126	Dr A.f. Daggett Endowed Fund				4,761	(4,500)				135	396
1GD127	Ming/Chen Student Support				2,608					8,945	11,553
1GD128	Mike & Bea Dalton Scholarship	(4,320)			6,291					-	1,971
1GD131	George Taft Memorial Fund	(2,090)			1,376					717	3
1GD132	Richard St Onge Mem Scholarship	(5,850)			5,631					229	10
1GD134	Clarence & Helen Grant Fellow				6,735	(4,411)				1,411	3,735
1GD137	Morrison Chemistry Dissertation Fnd	(3,145)			2,029					116	(1,000)
1GD138	Granite State Roost Scholarship Fun	(1,000)			1,000					-	-
1GD140	Tenho S Kauppinen Scholarship Fund	(245)			247					1	3
1GD141	Endowed Fund for Mech Engineering				3,553					24,838	28,391
1GD143	Kenneth A Andersen Award	(400)			2,000	(3,023)				7,250	5,827
1GD145	Craig West Undergrad. Prof. Dev.				2,000		(1,367)			5,891	6,524
1GD146	Chemistry Department Misc Gifts	(1,000)			51,784	(60,606)	(1,776)		3,401	71,848	63,651
1GD147	Weston - SAME Endowed Scholarship	(3,088)			1,264					-	(1,824)
1GD148	Norman Grover '35 End. Scholarship	(3,840)			3,841					5	6
1GD149	SAE Gift Fund				14,500				4,105	6,102	24,707
1GD150	ENE Undergraduate Degree Program	(8,000)			5,926		(33)		486	18,550	16,929
1GD151	Norbert Valverde Memorial Scholarsh									2,000	2,000
1GD152	Whelen Engineering Co. Scholarship	(224,500)			119,697					426,925	322,122
1GD153	Roland Burlingame Scholarship Fund	(24,700)			24,673					35	8
1GD157	Phillips Family Fund for Engineerin	(5,990)			5,995					2	7
1GD158	Theodore Meinelt Scholarship Fund	(4,900)			4,902					7	9
1GD160	Cmdr & Katherine Martyn End. Fund				1,860					1,951	3,811
1GD163	Mechanical Eng. Senior Projects				23,387		(7,238)		12,552	31,341	60,042
1GD164	George&Dorothy Galanes Scholarship	(3,696)			4,069					156	529
1GD165	Philip L Hall Endowed Fund				1,558					7,930	9,488
1GD166	Dr. Feng-Sheng Yan Memorial Award									109	109
1GD168	Chemistry Undrgrad. Research Fellow				3,539					95	3,634
1GD169	Peter G. Markos Chemistry Endowment				2,887	(2,927)				74	34
1GD170	LaMattina Organic Chem Rsrch Fellow					(3,418)				3,413	(5)
1GD171	LaMattina Family Graduate Lecturesh				3,164					19,973	23,137
1GD173	Hamel Construction Group Scholarshi	(16,100)			16,112					5	17
1GD175	Hach Chemistry Teacher Scholarship	(10,000)								20,200	10,200
1GD176	ECE Energy Lab Fund									134	134
1GD178	Prof Nordgren Research Fellowship				15,000	(3,092)	(1,025)			14,338	25,221
1GD179	Engineers without Borders - UNH				1,606		(7,000)		9,124	20,631	24,361
1GD180	Karen Von Damm Memorial Scholarship	(5,560)			5,533					32	5
1GD181	Computer Science Undergrad Research									7,081	7,081
1GD182	CEPS Student Project Fund				3,878					5,420	9,298
1GD183	M Evans Munroe Lecture/Math				1,431					16,114	17,545
1GD185	Ctr for Spills in the Environment						(2,870)			20,599	17,729
1GD186	Dorothy Kittredge Memorial Fund	(597)			1,113					85	601
1GD187	James D Morrison Early Career Award				31,053	(17,943)	(20,336)			69,489	62,263
1GD188	Gregory Jansen '81 Field Studies Fn				1,981		(3,995)			18,922	16,908

UNIVERSITY OF NEW HAMPSHIRE DURHAM
DETAILED SCHEDULE OF REVENUES, EXPENSES, AND TRANSFERS
FOR THE YEAR ENDED JUNE 30, 2022

Fund	Fund Title	Net Student Tuition	Grant Revenue[1]	Auxiliary Revenue	Appropriations & Other Revenue	Employee Compensation	Supplies and Services	Other Expenses	Transfers In/(Out)	Beginning Fund Balance 06/30/2021	Ending Fund Balance 06/30/2022
1GD189	Bothner Earth Sciences Field Trips				3,292					7,834	11,126
1GD190	Mary Papastavros '60 Chemistry Fund				1,363		(1,761)			2,846	2,448
1GD191	Charles M:son Gewertz Scholarship	(9,435)			9,443					2	10
1GD192	Cole '76 & Bemis '79, '89G Schol	(9,240)			9,248					-	8
1GD193	Pedro A. de Alba Scholarship Fund	(1,000)							(50,000)	53,761	2,761
1GD195	Karen Von Damm Student Research Fnd				5,246		(2,000)			35,044	38,290
1GD196	Marty Richmond Lecture Series Fund									7,754	7,754
1GD197	Dr. George Wildman '57 Scholarship	(9,360)			9,366					12	18
1GD198	Peter & Paula Vosotas Family Schol	(8,645)			8,623					23	1
1GD199	Barry A. Billings E.E. Scholarship				7,000					-	7,000
1GD200	Prof. James M.E. Harper Fellowship				10,332					11,691	22,023
1GD201	Advanced Manufacturing Center Fund					(14,869)				50,000	35,131
1GD202	Society of Women Engineers Gifts				2,241		(6,976)		2,915	12,788	10,968
1GD203	Karen Von Damm Faculty Excellence				4,801					38,371	43,172
1GD204	Northrop Grumman -Grad Student Fund									15,733	15,733
1GD205	Construction & Project Mgmnt Fund									25,000	25,000
1GD206	Civil-Environmental Eng Scholarship	(10,230)			5,000					10,336	5,106
1GD207	Joe & Nancy Paterno Endowed Schol.	(8,560)			7,635					941	16
1GD209	Tech Camp Gift Fund				30,913	(6,459)	(8,466)		424	31,842	48,254
1GD210	Northeast Cyber Sec Comp Gift Fund						(2,468)			2,468	-
1GD211	Kingsbury Hall Equipment Fund II									6,211	6,211
1GD212	J Smith '50 CEPS Student Project Fd				12,127		(4,232)			5,361	13,256
1GD213	Dinesh Thakur Schol-Bioengineering	(4,335)			4,333					2	-
1GD214	Christopher Kelley Memorial Schol.	(3,510)			2,325					1,189	4
1GD217	Organic Syntheses Gift Fund				5,000					51,258	56,258
1GD218	New England Fall Astronomy Festival				2,191				32	140	2,363
1GD219	Diamond Casting & Machine Schol.	(14,375)			14,394					1	20
1GD221	Michael S. Blanchette Scholarship	(700)			705					2	7
1GD222	Geokon Civil Engineering Scholarshp	(2,230)			2,227					4	1
1GD223	Pushpa Desai Patel Memorial Fund	(2,545)			2,441					106	2
1GD224	Philip Anderson '56 Chem Eng. Schol	(2,210)			2,211					1	2
1GD225	Lambert-Edwards Chemistry Fellowshp				5,123	(3,376)				1,086	2,833
1GD226	Lambert Chemistry Fellowship				4,469	(4,715)				248	2
1GD227	CEPS Outreach Activities				2,430				110	1,286	3,826
1GD228	Tech Camp Global Reach Intiative								(36)	36	-
1GD229	JOAMC -Manufacturing Center				10	(119,473)	(66,974)		(19,773)	206,237	27
1GD230	Skliutas Family Endowment				4,767	(4,500)				151	418
1GD231	Prof. N. Chasteen Graduate Fellows				6,015	(6,335)				876	556
1GD232	Karen Harrower Earth Sci. Research				2,280		(2,000)			3,797	4,077
1GD234	Glenice Dearborn Scholarship Fund	(41,573)			37,982					5,405	1,814
1GD235	AIChE Gifts								(4)	4	-
1GD237	2017 IBM Faculty Award-Marek Petril									30,000	30,000
1GD238	Gary R. Weisman Scholarship	(2,335)			2,327					9	1
1GD239	Twaddle Meritorius Scholarship	(13,940)			13,939					7	6
1GD240	Rudi Seitz Scholarship	(3,126)			2,433					43	(650)
1GD241	Ed '83 & Karri '84 Olefirowicz Fund				31,981	(26,730)				12,572	17,823
1GD242	David W. & Marion S. Ellis Fund				1,359	(1,209)				29	179
1GD245	JOAMC General Support					(49,417)	(1,353)			60,000	9,230
1GD246	Hamel Civil Engineering Scholarship	(10,000)								15,000	5,000
1GD247	Kingsbury Sisters Scholarship Fund	(2,215)			2,214					4	3
1GD248	Lange & Rainville Math Scholarship	(2,215)			1,463					753	1
1GD249	Dr. Paul Jones Scholarship	(6,215)			7,000					6,215	7,000
1GD250	Johnson & Johnson loT Fund					(4,412)				13,393	8,981
1GD251	Laroche-Kearns Family Scholarship	(13,750)								50,096	36,346
1GD252	Lewis Knight Scholarship	(3,200)			5,303					4,389	6,492

UNIVERSITY OF NEW HAMPSHIRE DURHAM
DETAILED SCHEDULE OF REVENUES, EXPENSES, AND TRANSFERS
FOR THE YEAR ENDED JUNE 30, 2022

Fund	Fund Title	Net Student Tuition	Grant Revenue[1]	Auxiliary Revenue	Appropriations & Other Revenue	Employee Compensation	Supplies and Services	Other Expenses	Transfers In/(Out)	Beginning Fund Balance 06/30/2021	Ending Fund Balance 06/30/2022
1GD253	Richard & Susan Dane Scholarship				10,000					-	10,000
1GD254	Chemistry - Alpha Chi Sigma				50				43	213	306
1GD255	CEPS Career & Professional Success				220				10	200	430
1GD256	CEPS Career Center				32		(18,423)			79,737	61,346
1GD257	CEPS Students ROCK Scholarship	(10,000)								25,000	15,000
1GD258	David Walsh Graduate Chemistry Fund				7,500	(3,627)				7,500	11,373
1GD259	CEPS Career Counseling and Outreach				4,000	(382)	(3,423)		2	1,520	1,717
1GD260	Margaret F. Rizza '16 Scholarship	(5,000)			5,000					10,000	10,000
1GD261	Civil & Env Eng - Student Projects					(2,276)	(3,743)			7,057	1,038
1GD262	Dinah Whipple STEAM Academy				20,000	(6,519)	(4,904)			7,415	15,992
1GD264	Scharfe Innovation Scholars Program				25,000					-	25,000
1GD266	Davis Scholarship Fund				10,000					-	10,000
1GD267	UNH Observatory Fund				525					-	525
1GD270	Bates Chemical Engineering Sch				5,000					-	5,000
1GD271	Bob Henry Student Assistance Fund				12,401					-	12,401
1GD272	Hewins Family Engineering Sch				5,000					-	5,000
1GD273	EVO - Electric Vehicle Organization				437				258	-	695
1GD276	CEE Alumni Conference Fund				4,512					-	4,512
1GDGEN	BUDGET ONLY Other Gift CEPS									-	-
1GE001	William Cushing Memorial Schol	(4,400)			4,400					2,209	2,209
1GE002	John A. Beckett Writing Prize				709					11,794	12,503
1GE003	James R Carter Professorship				33,250	(66,016)				178,544	145,778
1GE004	Carroll M Degler Endowed Lecture				2,977		(8,915)			46,477	40,539
1GE005	Hollis E Harrington Sr Fund				4,698					11,180	15,878
1GE007	Jan Clee Gift Fund				1,125					18,461	19,586
1GE008	W Patrick Carlson Memorial Fund				1,321					1,789	3,110
1GE009	PAUL - Hospitality Mgmnt Program	(600)			7,178	(186)	(2,263)		2,931	11,215	18,275
1GE010	Paul College of Business & Econ.	(10,000)			68,301	(65,499)	(63,130)		(8,817)	79,326	181
1GE011	Associates Fund									8	8
1GE012	Vinnicombe Endowed Fund				1,548					3,436	4,984
1GE015	Paul Holloway Prize Fund				110,923		(47,148)		20	113,045	176,840
1GE017	Va Paul Dee Professorship				11,526	(10,840)				11,667	12,353
1GE018	Ellen Mae Greenaway Scholarship	(2,000)			2,057					83	140
1GE020	Assn Students Econ & Business									370	370
1GE022	Elizabeth Bogan Economics Prize				7,655		(2,500)			10,742	15,897
1GE025	Atkins Investment Group				(54,872)		(415)		475	441,084	386,272
1GE026	Albin Entrepreneurship Fund				39,175	(450)	(48,409)			68,445	58,761
1GE027	C Donald Mckelvie Econ Schship	(4,225)			5,434					19	1,228
1GE028	Small Business Development Gift				32,682	(45,840)	(19,890)		3,521	248,366	218,839
1GE029	Entrepreneurial Leadership				50					3	53
1GE031	PAUL College Scholarships	(52,500)			79,974					54,613	82,087
1GE033	Mel Sandler Recognition Award	(400)								907	507
1GE034	Harrington Jr Scholarship	(1,000)			1,771					2,785	3,556
1GE035	Charles F Johnson Fund						(84)			171	87
1GE036	Mel Rines Student Angel Investment				8,279				(5,885)	165,404	167,798
1GE037	Reginald F Atkins Chair				124,938	(110,962)				164,801	178,777
1GE040	Gardner Wales Scholarship Fund	(500)			514					7	21
1GE041	J. Bonnie Newman Endowed Schol.	(1,900)			1,876					38	14
1GE043	Nelson Fund for Business Innovation				4,204					21,375	25,579
1GE044	Serve-A-Thon Gift Fund									880	880
1GE045	Rosenberg Ctr - Internat'l Franchis				56,000	(50,284)				66,084	71,800
1GE046	Corporate Roundtable Program									4,127	4,127
1GE047	Jeffrey Castro Memorial Scholarship				541					331	872
1GE048	Sandy Crimmins Memorial Fund						(1,003)			1,105	102
1GE050	Grad Bus Club Discretionary Fn									966	966

UNIVERSITY OF NEW HAMPSHIRE DURHAM
DETAILED SCHEDULE OF REVENUES, EXPENSES, AND TRANSFERS
FOR THE YEAR ENDED JUNE 30, 2022

Fund	Fund Title	Net Student Tuition	Grant Revenue[1]	Auxiliary Revenue	Appropriations & Other Revenue	Employee Compensation	Supplies and Services	Other Expenses	Transfers In/(Out)	Beginning Fund Balance 06/30/2021	Ending Fund Balance 06/30/2022
1GE054	Edward & Selma Bacon Simon Fund	(3,600)			5,017					10	1,427
1GE056	Accounting & Finance Gift Fund				300		(2,357)		91	11,668	9,702
1GE059	Center for Venture Research Gft Fnd				11,773	(3,201)	(512)		1,665	24,414	34,139
1GE060	Dwayne Wrightsman Prof./Finance				13,361					7,323	20,684
1GE061	Hospitality Mgmt Student Developmnt				5,814		(1,460)			17,084	21,438
1GE062	Gillespie '77G Graduate	(1,800)			2,689					2,759	3,648
1GE063	Raymond Goodman Stdnt Exclnce Award				500					-	500
1GE064	Paul Scholars - Jude Blake Fund	(3,500)			3,546					7	53
1GE065	Club Managers Association Gift Fund									300	300
1GE066	Nassikas Fund-Hospitality Education				1,232					6,229	7,461
1GE067	JA Hogan Distinquished Visiting Pro				36,378	(10,840)	(11,620)			93,916	107,834
1GE068	MSA Scholarship Fund				3,980				355	750	5,085
1GE069	Marketing Department Gift Fund									12,436	12,436
1GE070	UNH Hospitality Mgmnt Faculty Dev.				4,029		(565)			6,837	10,301
1GE071	UNH Hospitality Mgmnt Initiatives				4,124		(220)			16,787	20,691
1GE072	Rhoda Hogan Endowed Scholarship	(10,700)			10,742					43	85
1GE073	Roberta Bartlett Scholarship Quasi	(4,650)			4,667					33	50
1GE074	Paul Research Development Fund									130	130
1GE076	Joseph '79 & Marcia H Carter Schol	(1,300)			1,290					26	16
1GE077	Alan M. Freedman Gfit Fund					(542)				1,371	829
1GE078	Friends of MSA Program	(12,500)			1,350		(1,500)			72,730	60,080
1GE080	UNH Hosp Mgt Int'l Stud Diversty	(4,100)			4,503					41	444
1GE081	Scott Dionne Grad Fellowship/Acctng	(1,600)			1,553					1,789	1,742
1GE082	Gift Fund-Hospitality Gourmt Dinner				1,073					44	1,117
1GE083	EcoGastronomy Program Gift Fund				25					2,302	2,327
1GE084	MBA Program Gift Fund				125		(2,333)		20	3,315	1,127
1GE085	Todd Huntington Crockett Scholarshp	(5,400)			5,401					1,738	1,739
1GE086	Lai Family Foundation Scholarship	(2,000)			2,027					2,234	2,261
1GE087	Carlton L. Reed Scholarship Fund	(2,050)			2,047					20	17
1GE088	James E. Freeman Scholarship Fund	(2,050)			2,047					20	17
1GE095	Hospitality Management Scholarship	(8,250)			3,333					6,700	1,783
1GE096	UNH Sales Club				32		(165)			165	32
1GE099	Paul Fund for Innovation	(184,665)			1,460,955	(611,239)	(164,596)		(120,000)	424,587	805,042
1GE100	Center for Family Business				30,404	(30,248)	(216)		408	300	648
1GE101	Daniel A. Raizes Scholarship Fund	(10,000)			2,990					7,194	184
1GE102	UNH Sales Center of Excellence				160,686	(57,907)	(74,622)		1,297	237,585	267,039
1GE103	Hospitality Advisory Board Gifts						(2,753)			19,392	16,639
1GE104	Durocher Hospitality Mgmnt Schlship	(2,625)			2,928					196	499
1GE105	Alan Weinstein Student Leadership									9,666	9,666
1GE106	Hospitality Mgmnt Program - Walsh									-	-
1GE107	Investment Banking Opportunity Fund									10,000	10,000
1GE108	Dunkin' Brands for RIFC	(1,568)			5,005	(15,154)	(2,500)			195,305	181,088
1GE110	Peter T. Paul Scholars Fund	(911,500)			1,000,000					503,048	591,548
1GE111	Dean's Internship Opportunity Fund				81,573		(70,000)		9,063	95,318	115,954
1GE112	PAUL Scholarships for Excellence	(20,000)			33,218		(49)		5,368	131,922	150,459
1GE113	First Year Innovation Research									1,345	1,345
1GE114	The Collins FIRE Fund						(1,834)		(100,000)	144,420	42,586
1GE115	Kevin Knarr Scholarship for Excelle	(5,000)			3,757					1,361	118
1GE116	Goodwin Family Scholarship	(1,275)			1,781					8	514
1GE117	Choice Hotels International	(932)								932	-
1GE118	Rines Angel Investment Holding Fund								6,000	30,500	36,500
1GE119	Todd Crockett Faculty Award-Econ									-	-
1GE120	Saxbys First Generation Scholarship									497	497
1GE121	Maxine Mazur '78 Women's Leadership	(2,500)			10,120	(16,260)	(299)			22,087	13,148
1GE122	Paul & Marianne Houghton Scholarshp	(2,250)			4,505					19	2,274

UNIVERSITY OF NEW HAMPSHIRE DURHAM
DETAILED SCHEDULE OF REVENUES, EXPENSES, AND TRANSFERS
FOR THE YEAR ENDED JUNE 30, 2022

Fund	Fund Title	Net Student Tuition	Grant Revenue[1]	Auxiliary Revenue	Appropriations & Other Revenue	Employee Compensation	Supplies and Services	Other Expenses	Transfers In/(Out)	Beginning Fund Balance 06/30/2021	Ending Fund Balance 06/30/2022
1GE123	PAUL-Bernard Runser '63 Scholarship	(5,000)			6,617					20	1,637
1GE124	RAF Program Support						(1,975)			27,786	25,811
1GE125	Dr. Ahmad Etebari MBA Scholarship	(5,000)			5,697					6,925	7,622
1GE126	Rutman Leadership Fellows	(101,000)				(10,840)	(172)			903,110	791,098
1GE127	Rutman Och Women's Leadership					(29,562)	(8,911)			501,145	462,672
1GE128	Wilson Hospitality Scholarship	(7,032)			10,000					17,500	20,468
1GE129	BiP Experiential Learning Lab				28,755		(5,449)		75,101	90,120	188,527
1GE130	Shaughnessy Family Scholarship	(2,500)			5,000				160	7,500	10,160
1GE131	Walsh Family Scholarship	(14,500)			12,000					42,000	39,500
1GE132	Haas Family Scholarship	(11,525)			11,430				50	7,414	7,369
1GE133	Emily Knarr Graduate Accounting Sch				3,545					8,374	11,919
1GE134	Analysis of Time Series Data									-	-
1GE135	Goodridge Kopp Schol for Excellence	(2,150)			2,422					15	287
1GE136	Sorensen Social Innovation Interns				1,822					998	2,820
1GE137	Bernard Grochmal Jr '64 Scholarship	(115,000)			105,000					-	(10,000)
1GE138	Paul College-Graduate Scholarships	(9,137)			14,649				6,289	49,341	61,142
1GE139	Peter T. Paul Financial Policy Ctr				465	(87)	(745)		90	1,449	1,172
1GE140	Economics				220	(2,304)			50	2,068	34
1GE141	Hurley Fund for Women's Leadership				426					215	641
1GE142	J&K Turner Internship Opportunity				1,687					845	2,532
1GE143	Granite State Dev. Scholars-PAUL				32,000					-	32,000
1GE144	PAUL College - Management				9				4	201	214
1GE145	PAUL College - Decision Sciences				305				493	1,084	1,882
1GE146	PAUL College - Business Analytics				11,216				6,089	12,527	29,832
1GE147	PAUL-Negotiation & Team Resources						(1,000)			15,769	14,769
1GE148	PTP Business Analytics Launch Fund				25				(25)	-	-
1GE149	PAUL College - DEI Initiatives				4,307				1,322	780	6,409
1GE150	Paul Griffin Scholarship Fund				10,000					-	10,000
1GE153	Peterman Family Scholarship Fund				19,445					-	19,445
1GE154	Morrison Faculty Fellowship				60,000	(4,098)				-	55,902
1GE155	Tom and Tanya Hayes Scholarship	(2,200)							2,218	-	18
1GE157	Avondoglio Perona Farms Scholarship				5,000					-	5,000
1GE159	Atkins Investment Grp Program Fund				14,687				1,992	-	16,679
1GE161	Dodier Business in Practice Fund				46,992					-	46,992
1GE163	MSA Scholarship Fund				10				135	-	145
1GF001	Gerald L Smith Scholarship Fund	(4,000)			4,199		(5,010)			302	(4,509)
1GF002	Robert James Mitchell & Mary E	(8,000)			8,131					85	216
1GF003	Rand-Stearns Professorship	(1,000)			9,090	(10,376)				70,075	67,789
1GF005	Recreation Management &Policy Gifts				3,242		(2,540)		2,029	4,142	6,873
1GF006	Occupational Therapy Gifts				13,271		(74,663)		2,962	156,445	98,015
1GF007	College of Health & Human Svcs				25,778	(2,931)	(61,464)		(1,122)	51,039	11,300
1GF008	Hamilton Putnam Scholarship	(4,000)			1,661					3,326	987
1GF009	Health Studies Scholarships	(1,950)			1,883					(286)	(353)
1GF010	Child/Family Center Fund				13,897				4,812	21,039	39,748
1GF011	Nursing Gifts				173,944		(7,076)		4,461	42,256	213,585
1GF012	Marriage/Family Therapy Clinic									1,083	1,083
1GF013	Gifts & Social Work				9,429		(9,276)		1,017	5,965	7,135
1GF015	Daniel B & Beatrice N Rogers	(5,000)			1,620					15,033	11,653
1GF018	James V Derby 41 Mem Fund					91				480	571
1GF019	Marion Beckwith Fund				459					2,661	3,120
1GF020	Kinesiology Gift Account				1,020		(921)		475	6,068	6,642
1GF021	Playground				31				50	43	124
1GF023	Virginia and David Steelman Fund				6,667		(19,000)			10,835	(1,498)
1GF024	Health&Human Services Scholarship				132				1,500	24	1,656
1GF025	Marc Hillers Ethics Fund									109	109

UNIVERSITY OF NEW HAMPSHIRE DURHAM
DETAILED SCHEDULE OF REVENUES, EXPENSES, AND TRANSFERS
FOR THE YEAR ENDED JUNE 30, 2022

Fund	Fund Title	Net Student Tuition	Grant Revenue[1]	Auxiliary Revenue	Appropriations & Other Revenue	Employee Compensation	Supplies and Services	Other Expenses	Transfers In/(Out)	Beginning Fund Balance 06/30/2021	Ending Fund Balance 06/30/2022
1GF028	The Northeast Passage Fund				441,086	(333,266)	(36,995)		(14,859)	210,400	266,366
1GF029	The McKerley Hi-Tech Classroom						(100)			4,779	4,679
1GF030	The Leap Program Fund									1,184	1,184
1GF031	HHS Graduate Fellowships									1,875	1,875
1GF036	Robin D Gorsky Scholarship Fund				477					4	481
1GF037	Sackett Professorship				6,292					58,408	64,700
1GF040	OT 50th Anniv Fund/UROP				1,005		(1,000)			505	510
1GF041	Goroff Social Work Payout Fund				3,963					34,950	38,913
1GF042	Dean Roger A Ritvo Award Fund				886	(3,252)				1,638	(728)
1GF044	JV Hiller Kinesiology Scholarship	(3,000)			2,493					8,893	8,386
1GF045	Grimes Family Fund				7,843		1,426			9,765	19,034
1GF046	Dakin Family Scholarship Fund	(1,400)			937					690	227
1GF048	Family Studies Student Org Fund									872	872
1GF051	Maureen Neistadt Scholarship	(4,000)			3,225					1,062	287
1GF052	Browne Center Misc Gift Acct				2,402				389	24,010	26,801
1GF056	Keough Northeast Passage Fund				2,505	(761)	(1,810)			100	34
1GF057	PED club									2,088	2,088
1GF060	Health Mgmnt & Policy Gift Fund				14,390		(3,582)		2,142	28,274	41,224
1GF061	Family Studies Gift Fund				410				107	19,238	19,755
1GF062	Communication Sciences & Disorders				13,784	(1,425)			2,652	23,576	38,587
1GF063	England Family Fund	(5,000)			17,329	(3,010)	(250)			67,502	76,571
1GF065	IOD Leadership Series Gift Fund				102,943	(50,559)	(18,682)		6,400	(1,602)	38,500
1GF067	Pauline Soukaris Memorial Scholarsh	(1,500)			1,883					83	466
1GF069	Institute on Disability General Fun				121,470	(18,043)	(864)		1,776	9,412	113,751
1GF070	Brooks - Lord Nursing Scholarship	(4,000)			3,410					697	107
1GF073	NEP Rugby Team				43,832		(24,132)		300	5,143	25,143
1GF075	Ann Manchester Kelley Schol-Nursing	(4,400)			2,572					1,872	44
1GF076	Kennett & Patricia Kendall Endowmen				2,449		(2,594)			503	358
1GF079	Inst for Health Policy&Practice				4,540	(464)			428	4,548	9,052
1GF080	IOD -Inclusive Communities Projects						(5,700)			10,077	4,377
1GF081	Northeast Passage Sled Hockey				44,835		(54,282)		110	25,274	15,937
1GF083	SATO Gift Fund				1,115		(3,889)			5,001	2,227
1GF084	Jeffrey C Salloway Award									500	500
1GF085	Athletic Training Lab Gift Fund				5				102	2,748	2,855
1GF086	HMP Student Advancement Fund				3,266		(1,225)		1,382	24,045	27,468
1GF087	Graduate Social Work Program									125	125
1GF088	O.T. Faculty Support Fund									2,818	2,818
1GF089	Chace '11 Fund for Athlete Develpmt				3,863	(205)				139	3,797
1GF090	NH Citizens Health Initiative					(38,688)	(2,456)			89,080	47,936
1GF091	Family Connections Centers									1,520	1,520
1GF095	Center for Professional Excellence									22,010	22,010
1GF096	John Smith '50 Northeast Passage Fd				15,354	(13,462)	(1,877)			272	287
1GF097	Anna Catherine Clark Schol - CHHS	(1,500)			1,083					587	170
1GF098	Dinesh Thakur Schl-Health Analytics	(5,880)			4,333					9,847	8,300
1GF099	Hardy Undergraduate Research Award				6				255	2,748	3,009
1GF100	NEP - Power Soccer Program				18,232	(5,744)	(25,738)		30	34,017	20,797
1GF101	Robert Jolley Scholarship Fund	(3,000)			5,727					1,133	3,860
1GF102	O.T. Fieldwork Scholarship Fund									108	108
1GF103	Sharon B. Murphy Scholarship	(2,150)			2,187					63	100
1GF104	Robert Kertzer Scholarship Fund	(500)								14,789	14,289
1GF105	Behavioral Health Integration- NHCF								(8)	8	-
1GF106	LEND Program - IOD				968		(1,089)		708	4,243	4,830
1GF107	UP Scholarship	(7,890)			3,690					11,099	6,899
1GF108	The Collins NEP Fund					(9,253)	(10,446)			32,178	12,479
1GF109	Robert Aurilio Scholarship Fund	(15,880)			21,877					16	6,013

UNIVERSITY OF NEW HAMPSHIRE DURHAM
DETAILED SCHEDULE OF REVENUES, EXPENSES, AND TRANSFERS
FOR THE YEAR ENDED JUNE 30, 2022

Fund	Fund Title	Net Student Tuition	Grant Revenue[1]	Auxiliary Revenue	Appropriations & Other Revenue	Employee Compensation	Supplies and Services	Other Expenses	Transfers In/(Out)	Beginning Fund Balance 06/30/2021	Ending Fund Balance 06/30/2022
1GF110	Outdoor Behavioral Health				475		(373)			1,755	1,857
1GF111	Beth Stewart Memorial Fund	(3,000)			4,569					145	1,714
1GF112	Tucker Center for All Athletes				100	(211,635)				832,356	620,821
1GF113	Prg Neuroscience & Behavioral Hlth				10,000	(34)				4,314	14,280
1GF114	Duke of Edinburgh Internat'l Award									7,096	7,096
1GF116	Ned Helms Scholarship	(3,637)			2,365					1,893	621
1GF117	Pannucci Research Support for NCIE									-	-
1GF118	Gravink Family Fund				2,251		(2,783)			59	(473)
1GF121	NEP - Student Worker Program					(2,805)				19,875	17,070
1GF122	Institute on Disability - UNH-4U				158	(35,439)	(812)		214	135,053	99,174
1GF124	Neil Vroman Student Engagement Awrd				3,226		(6,700)			205	(3,269)
1GF125	Annie Forts Up Syndrome Leadership				48,000	(84,397)				56,285	19,888
1GF126	Dr. L R Bergeron '73 Scholarship	(4,000)			3,954					475	429
1GF127	Eleanor Huntington Nursing Scholars	(4,000)			4,126					114	240
1GF128	Equine Assisted Programming									4,634	4,634
1GF130	Center for START				84,588		(28,186)		150	88,778	145,330
1GF131	Outdoor Pursuits						(712)			1,000	288
1GF132	Community Collaborations									11,807	11,807
1GF133	Demonstration Home Lab				307				644	5,704	6,655
1GF134	Community Program & Research				149				499	6,285	6,933
1GF135	VF Outdoor LLC				5,000					25,000	30,000
1GF136	Nancy Holt Talbot OT Scholarship	(27,900)			27,612					808	520
1GF137	Assistive Technology				3,217		(12,191)		356	8,618	-
1GF138	Dallaire O.T. Scholarship				700					2,500	3,200
1GF139	Ann Kelley Great Nurses Scholarship	(60,000)			60,100					60,000	60,100
1GF140	NEP Living Innov. Transport. Fund				35,000		(65,716)			35,000	4,284
1GF143	Nakos Family Scholarship Fund				21,000					-	21,000
1GF144	Homer Sled Hockey Fund				50,000	(2,169)	(28,089)			-	19,742
1GF145	Clinical, Fieldwork, Internship Fun				1,261				50	-	1,311
1GF146	Jellinek Family Fieldwork Fund-NEP				50,000	(16,576)				-	33,424
1GF147	Stebbins Scholarship Fund	(6,300)							6,323	-	23
1GF148	IEHSS Program Fund				150				30	-	180
1GF149	Psych-Mental Health Educ Fd-Nursing				10,473		(1,000)		175	-	9,648
1GF150	Heine Family Fund for NEP				49,918					-	49,918
1GF152	Priscilla Pancoast '68 Scholarship				25,000					-	25,000
1GFGEN	BUDGET ONLY Other Gift CHHS									-	-
1GG002	Class of 1929	(5,450)			4,077					940	(433)
1GG013	Class 1936 End/Cult Enrich				7,124					36,592	43,716
1GG018	UNH - Wildcat Santa									787	787
1GG021	Womens Com Books on Diversity									-	-
1GG023	Henderson Memorial Carillon Ma				566					2	568
1GG028	Alumni Center Annual Gifts Mai				7,382					14,570	21,952
1GG039	H T Heath Endow - Ben Thompson				3,692					9	3,701
1GG042	Amsaa Prize	(1,000)			1,742					5,757	6,499
1GG044	Class 1941 Junior Class Award									1,446	1,446
1GG047	UNH Alumni Assn Enrichmnt Fund				6,907				(6,907)	-	-
1GG050	Alumni Golf Tournament Fund				66,873	(775)	(30,758)		(63,206)	70,542	42,676
1GG052	UNH Alumni Scholars Fund	(12,000)			15,957					17,106	21,063
1GG096	Class of 1961								(2,403)	2,403	-
1GG100	Class of 1965 Treasury Fund				34				(1,712)	3,826	2,148
1GG105	Class of 1970								(10,069)	10,069	-
1GG113	Class of 1978									8,230	8,230
1GG115	Class of 1980								(1,520)	7,753	6,233
1GG124	Class of 1989								(712)	712	-
1GG125	Class of 1990								(944)	944	-

UNIVERSITY OF NEW HAMPSHIRE DURHAM
DETAILED SCHEDULE OF REVENUES, EXPENSES, AND TRANSFERS
FOR THE YEAR ENDED JUNE 30, 2022

Fund	Fund Title	Net Student Tuition	Grant Revenue[1]	Auxiliary Revenue	Appropriations & Other Revenue	Employee Compensation	Supplies and Services	Other Expenses	Transfers In/(Out)	Beginning Fund Balance 06/30/2021	Ending Fund Balance 06/30/2022
1GG126	Class of 1991									3,036	3,036
1GG127	Class of 1992								(5,192)	5,192	-
1GG128	Class of 1993									7,532	7,532
1GG129	Class of 1994								(10,749)	10,749	-
1GG130	Class of 1995								(541)	3,268	2,727
1GG131	Class of 1996								(541)	6,879	6,338
1GG145	Class of 2005 Reunion Fund				45				(4,546)	4,501	-
1GG149	Durham: It's Where U Live Scholarsh									16,171	16,171
1GG152	Class of 2006 Reunion Fund				46				(4,683)	4,637	-
1GG156	Class of 1953 Treasury Fund				20					2,014	2,034
1GG157	Class of 1964 Treasury Fund				50					5,034	5,084
1GG158	Class of 2007 Reunion Fund				37				(3,751)	3,714	-
1GG160	Class of 1975 Treasury Fund				29					2,882	2,911
1GG162	Class of 2008 Reunion Challenge Fun				69				(6,940)	6,871	-
1GG164	Winch Fund for the Alumni Assoc				2,349				(4,470)	2,121	-
1GG165	Class of 2009 Reunion Fund				78				(5,910)	5,831	(1)
1GG166	Class of 1957 Treasury Fund								(2,379)	2,379	-
1GG167	Class of 1984 Treasury Fund				319					7,716	8,035
1GG168	Class of 1959 Treasury Fund				10					994	1,004
1GG169	Class of 1954 Treasury Fund				10					1,011	1,021
1GG170	Class of 1971 Treasury Fund				7				2,664	44	2,715
1GG171	Class of 2010 Reunion Fund								(2,495)	2,495	-
1GG172	Class of 1960 Treasury Fund				2,075				(4,269)	2,194	-
1GG173	Pease Greeter Scholarship									2,635	2,635
1GG174	David Ellsworth Davis-NH Scholarshp	(6,000)			2,466					6,126	2,592
1GG175	Class of 1962 Fund								(1,386)	1,386	-
1GG176	Gregg Sanborn Alumni Golf Schol.	(10,000)								23,079	13,079
1GG177	UNH Alumni Association Program Fund				9,739		(846)			9,692	18,585
1GG180	Class of 1963 Fund									844	844
1GG181	Alumni Association Tuition Award				8,400		(29,116)			29,645	8,929
1GG184	UNH Tolerance Programming Fund	(4,500)			11,773	(217)	(3,960)			19,983	23,079
1GG185	Prudential Inclusive									1,025	1,025
1GG186	Educational Talent Search Gifts	(49,800)			68,084		(1,276)			59,082	76,090
1GG189	Alumni EAC Capital Fund Class of 42				1,323		(4,820)		(73,937)	208,872	131,438
1GG190	UNH Alumni Networking Events				14,556				(6,826)	225	7,955
1GG191	603 Challenge Underwriters Fund				430,878				(751,913)	327,410	6,375
1GG193	Rudman Public Forum Series									20,000	20,000
1GG195	Class of 1966 Fund								(4,014)	4,014	-
1GG199	The Kidder Fund for LGBTQ+ Support				2,074				380	7,588	10,042
1GG200	DEI - Strategic Initiatives				31,818				2,700	15,162	49,680
1GG203	UNH Alumni Programming				925				(1,231)	306	-
1GG205	President's Strategic Initiatives	(1,976)			450,000	(24,972)				475,141	898,193
1GG206	UNH Mini Dorms - Alumni & Friends				157				(1,502)	1,652	307
1GG207	Wanda Mitchell Diversity Recruitmnt				1,325				215	7,134	8,674
1GG209	UNH Cats' Cupboard (Food Pantry)				2,150				112	-	2,262
1GJ002	SAFO Miscellaneous Gifts				410		(1,725)		742	8,730	8,157
1GJ003	WUNH Marathon				20,561		(23,875)		1,040	30,812	28,538
1GJ006	Student Life Gift Fund								(139)	139	-
1GJ023	Safety Services Support Fund								(860)	860	-
1GJ026	Alternative Break Challenge								50	630	680
1GJ032	MUB Fund Raising/gift Account									276	276
1GJ034	Class of 29 Mub Living Room				2,212					655	2,867
1GJ035	MUB Gifts				225				200	14,841	15,266
1GJ041	Student Affairs Programming						(45)			598	553
1GJ042	Recreation Development Fund				1,237		(13,021)		6,905	89,760	84,881

UNIVERSITY OF NEW HAMPSHIRE DURHAM
DETAILED SCHEDULE OF REVENUES, EXPENSES, AND TRANSFERS
FOR THE YEAR ENDED JUNE 30, 2022

Fund	Fund Title	Net Student Tuition	Grant Revenue[1]	Auxiliary Revenue	Appropriations & Other Revenue	Employee Compensation	Supplies and Services	Other Expenses	Transfers In/(Out)	Beginning Fund Balance 06/30/2021	Ending Fund Balance 06/30/2022
1GJ043	Friends of N. Hamp. Crew				1,090		(4,049)			3,360	401
1GJ044	Frederick C Walker Fund				982		(3,368)			12,488	10,102
1GJ045	Men's Golf				6,510		(13,562)		5,819	3,566	2,333
1GJ047	Cycling Club				781		(3,322)		3,534	20,316	21,309
1GJ048	Fencing Club				1,069		(1,913)		4,458	15,386	19,000
1GJ049	Judo Club				871		(3,208)		510	23,515	21,688
1GJ051	Sailing Club				4,810		(15,971)		8,519	59,910	57,268
1GJ052	Triathlon Club								(211)	211	-
1GJ053	Volleyball Club Men				2,956		(9,066)		1,496	7,332	2,718
1GJ054	Volleyball Club Women				62		(1,647)		6	2,408	829
1GJ055	Woodmens Club				604		(5,629)		4,395	12,818	12,188
1GJ056	Tae Kwon Do Club									3,672	3,672
1GJ058	UNH Rowing Club - Men's				15,336		(12,420)		5,719	14,849	23,484
1GJ059	Rugby Club				2,737		(6,496)		1,247	18,763	16,251
1GJ060	The Darling Fund				8,366		(8,949)			17,194	16,611
1GJ062	Friends of UNH Sailing						(18)			5,607	5,589
1GJ064	Figure Skating Club				671		(1,956)		89	4,973	3,777
1GJ065	Women's Rugby Club				206		(8,293)		93	10,751	2,757
1GJ066	UNH Dance Club				1,526		(14,142)		1,984	12,703	2,071
1GJ067	Skate Boarding Club								(756)	756	-
1GJ068	Men's Lacrosse				5,449		(38,295)		4,993	30,701	2,848
1GJ069	Friends of Golf				100		(181)			81	-
1GJ070	Snowboarding Club				87		(2,642)		145	15,887	13,477
1GJ071	Archery Club						(927)			9,493	8,566
1GJ072	UNH Homecoming Road Race						(3,500)			12,515	9,015
1GJ074	Wrestling Club				16,146		(15,727)		12,566	8,312	21,297
1GJ075	Baseball Club				676		(2,869)		250	4,546	2,603
1GJ085	Women's Softball				378		(2,246)		670	8,334	7,136
1GJ091	MUB Programming and Student Activ				824		(3,250)		100	24,475	22,149
1GJ092	Inter-Varsity Christian Fellowship									455	455
1GJ094	UNH Rifle Club				2,280		(10,625)		530	19,666	11,851
1GJ097	Harley Scholarship Fund	(5,000)			7,925					34,357	37,282
1GJ098	Men's Ice Hockey Club				19,341		(16,569)		2,327	5,874	10,973
1GJ099	Students for Choice Fund									664	664
1GJ100	The Ken Pope Scholarship Fund				706					10,326	11,032
1GJ101	Nat'l Society for Collegiate Schola								(385)	385	-
1GJ103	Not Too Sharp Acappella Club Gifts				272		(875)		252	1,275	924
1GJ104	Alabaster Blue Acapella Gift Fund				1,623		(7,595)		7,557	6,713	8,298
1GJ105	Project Sunshine Fund									3,402	3,402
1GJ107	New Hampshire Outing Club				70		(588)			1,623	1,105
1GJ112	Student to Student Dialogue Fund									459	459
1GJ113	SAGE Gift Fund								(279)	279	-
1GJ116	UNH College Republicans Gift Fund						(20)			570	550
1GJ119	Robotics Club Gift Fund									846	846
1GJ122	UNH Rowing Club - Women's				7,404		(11,872)		2,268	32,655	30,455
1GJ123	Friends of UNH Tennis				1,478		(4,792)		1,029	10,183	7,898
1GJ124	UNH Nordic Ski Club-Misc. Gifts				100		(1,043)			1,229	286
1GJ126	Kelly Quinn Gode Fund for Crew				1,105					4,354	5,459
1GJ127	UNH Climbers Club				1,053		(2,164)		4,004	3,589	6,482
1GJ128	UNH Energy Club Gift Fund									116	116
1GJ131	Men's Ultimate Frisbee Club				1,043		(1,479)		4,037	3,019	6,620
1GJ132	Women's Ultimate Frisbee Club				976		(7,960)		815	12,574	6,405
1GJ133	Women's Lacrosse Club Gift Fund				10,844		(18,691)		2,821	8,011	2,985
1GJ142	Electronic Dance Music Association								(3,000)	3,000	-
1GJ144	UNH Crew-Spring Training Trip				1,115		(4,962)			5,922	2,075

UNIVERSITY OF NEW HAMPSHIRE DURHAM
DETAILED SCHEDULE OF REVENUES, EXPENSES, AND TRANSFERS
FOR THE YEAR ENDED JUNE 30, 2022

Fund	Fund Title	Net Student Tuition	Grant Revenue[1]	Auxiliary Revenue	Appropriations & Other Revenue	Employee Compensation	Supplies and Services	Other Expenses	Transfers In/(Out)	Beginning Fund Balance 06/30/2021	Ending Fund Balance 06/30/2022
1GJ146	Wildcat Marching Band Color Guard									1,917	1,917
1GJ149	Class of 2012 Gift for Wellness						(2,448)			2,448	-
1GJ151	Native American Cultural Assoc.									686	686
1GJ153	Campus Rec Student Development						(262)			25,898	25,636
1GJ154	Alpha Phi Omega Gift								(874)	874	-
1GJ155	NH Gentlemen A Capella Gift Fund				883		(417)		370	-	836
1GJ158	Women's Club Hockey Gift				3,827		(12,142)		1,639	19,344	12,668
1GJ160	Circle K Club									105	105
1GJ162	UNH Black Student Union									20	20
1GJ163	TNH Gift Fund				150		(1,271)			2,023	902
1GJ164	Best Buddies UNH									316	316
1GJ165	Alliance Club									595	595
1GJ170	Model United Nations Student Org.				1,010		(500)		3,000	581	4,091
1GJ172	Parents - Student Armed Forces Asso									14	14
1GJ173	National Assoc. for Music Education						(46)			200	154
1GJ174	Women in Business Conference				205				3,800	-	4,005
1GJ175	Students for Life									250	250
1GJ176	Student Occupational Therapy Assoc				76				123	-	199
1GJ177	NH Notables				2,765		(9,191)		3,369	10,637	7,580
1GJ179	UNH Students for Global Health									1,326	1,326
1GJ180	UNH Rec Center Club Sports				100		(13,116)		3,968	17,418	8,370
1GJ181	Arnold Air Society - Air Force ROTC						(1,656)			3,150	1,494
1GJ182	NALA									1,343	1,343
1GJ183	Assoc. of Exercise Science Students						(180)			180	-
1GJ185	MOS:DEF				130		(58)			3,880	3,952
1GJ186	Cat Pack Captains				750		(2,017)		2,457	1,949	3,139
1GJ189	AS-Biochemistry & Molecular Biology						(90)		26	480	416
1GJ192	Phi Sigma Biological Honor Society						(150)		360	-	210
1GJ193	Students of Social Work Club				145				433	255	833
1GJ194	Exploration & Development of Space				1,424		(348)		605	156	1,837
1GJ195	Student Nursing Club				1,706		(2,586)		3,449	1,181	3,750
1GJ199	American Sign Language Club				130	(54)	(761)		910	-	225
1GJ200	UNH Club Managers Assoc of America				61				50	-	111
1GJ201	CHAARG at UNH				400				235	-	635
1GJ202	Italian Club Gift				1,000					-	1,000
1GL001	Roland Douglas Sawyer Scholarship				2,870					46,524	49,394
1GL002	G Brooks Books & Pers/Humanities				5,770		(55)			13,336	19,051
1GL003	Consolidated Library Fund				1,821					4,618	6,439
1GL004	Edward H Downing Library Book Fund				125					1,143	1,268
1GL005	Lillian Duncan Book Fund				4,935		(2,027)			4,097	7,005
1GL006	Marion E Nash Fund				1,956					8,258	10,214
1GL007	Douglas M Milne Endowment				11,221		(429)			16,146	26,938
1GL008	UNH Library - General Collections				2,758				2,062	2,597	7,417
1GL015	Friends of UNH Library						(24,595)			46,979	22,384
1GL016	University Museum				4,848	(322)				5,121	9,647
1GL017	Special Collections				1,581		(290)		692	7,000	8,983
1GL021	Shoals Barnacle Fund									516	516
1GL024	Douglas/Helena Mcelwain Milne				101,505	(34,666)	(107)			119,144	185,876
1GL026	Walter & Dorothy Peterson Library				1,603					10,701	12,304
1GL027	Traditional Jazz Collection					(14,244)				106,526	92,282
1GL028	Library Innovation				39,733	(29,073)	(26,730)		2,047	671,562	657,539
1GL033	The Library Commemorative Fund						(836)			847	11
1GL038	Blanche Foye Nash Library Fund				2,226		(523)			9,071	10,774
1GL042	Class of 1947 Library Fund				11,114		(9,900)			64,496	65,710
1GL043	Class of 1955 Dimond Library End				6,352					53,118	59,470

UNIVERSITY OF NEW HAMPSHIRE DURHAM
DETAILED SCHEDULE OF REVENUES, EXPENSES, AND TRANSFERS
FOR THE YEAR ENDED JUNE 30, 2022

Fund	Fund Title	Net Student Tuition	Grant Revenue[1]	Auxiliary Revenue	Appropriations & Other Revenue	Employee Compensation	Supplies and Services	Other Expenses	Transfers In/(Out)	Beginning Fund Balance 06/30/2021	Ending Fund Balance 06/30/2022
1GL044	E Ruth Buxton Stephenson Fund				1,056					4,060	5,116
1GL046	Addison Fund for the Library						(14,363)			282,377	268,014
1GL047	Dunleavy Library Fund				4,838					7,206	12,044
1GL048	Edmund G Miller Library Fund				14,918		(14,465)			356	809
1GL053	Charlotte K. Anderson Endowed Fund				1,408					12,049	13,457
1GL054	Collins Fund for Digital Collection				3,867		(45,275)			41,408	-
1GL055	Philip J Sawyer Quasi End Fund				1,930					3,322	5,252
1GL057	Prescott Family Fund				1,635					21,355	22,990
1GL058	Lorus and Margery Milne Gift Fund									21,310	21,310
1GL059	Murray Library Collections Endowmnt				3,012		(3,352)			5,150	4,810
1GL064	Rasmussen W European Art Book Fund									4,343	4,343
1GL065	Rasmussen(Chamber) Music Scores Fnd									2,585	2,585
1GL066	Hood '56 & '59 Endowed Fnd-Library				3,226		(1,829)			1,514	2,911
1GL067	Collins' Fund for Library Support									22,395	22,395
1GL068	Cohen Endow.-Collection Development				7,360		(7,634)			12,714	12,440
1GL070	Proper Fund for Special Collections				6,655		(5,675)			10,794	11,774
1GL071	Trad. Dance & Music Collections				51,350					7,154	58,504
1GL072	Robert R. Morin Library Fund		(500)				(7,113)			62,812	55,199
1GL074	Tom McNiff Val Operations Collect.					(20,913)	(18,360)			104,728	65,455
1GL075	Thomas & Sally Zyla Addison Fund				77,502					90,133	167,635
1GL076	Save Our Groundwater Digitization									319	319
1GL077	Library Dance History Collection									5,000	5,000
1GL078	Nobel K. Peterson Library Fund				6,002					6,045	12,047
1GL079	Marjorie Janetos Memorial Fund				4,569					4,602	9,171
1GL080	Composition & Rhetoric Archive									2,000	2,000
1GM143	UNHM-Undergrad. Research Conference				1,000		(378)			2,200	2,822
1GP001	UNH Police Gift Fund								860	3,712	4,572
1GP002	Halias Safety Symposium				11,000		(1,219)			26,378	36,159
1GQ004	Hospitality Students Spec Projects									346	346
1GQ006	UHS Scholarship Fund	(1,300)								2,507	1,207
1GQ007	Swipe it Forward UNH Food Program				4,553				216	17,982	22,751
1GR022	Northrop Grumman Patents Gift Fund									12,000	12,000
1GR026	Compliance Assist. Outrch Program				2,000	(2,167)				3	(164)
1GR029	UNH InterOperability Lab Gift Fund				6,358	(13,985)			358	58,103	50,834
1GR034	IOL Scholarship Fund				2,372				(4,311)	8,700	6,761
1GR035	ECenter General Fund				79,015	(6,801)	(103,063)		4,188	287,065	260,404
1GR036	ECenter Maurice Prize for Innovatio				6,921		(8,244)		1,470	3,229	3,376
1GR037	University Instrumentation Center				557		(1,322)		273	10,096	9,604
1GR039	Research Computing Center				5				50	970	1,025
1GR040	Prevention Innovations Research Ctr				782				1,689	1,959	4,430
1GR041	uSafeNH						(300)			464	164
1GR042	ECenter Richard 68 & Michael Tasker				50,000		(31,735)		1,706	32,750	52,721
1GR043	ECenter Shaw Innovat Explorers Prog	(55,000)			165,000	(4,479)	(92,336)			172,591	185,776
1GR044	IOL Community Network Time Security	(13,838)				(39,710)				125,000	71,452
1GR045	E. Friedlander 88 Entrepreneurship	(3,600)			3,620					-	20
1GR046	ECenter Grant Entrepreneurshp Prize				9,832	(542)	(1,400)		30	3,135	11,055
1GR047	ECenter Signature Programs				84,554	(3,156)			3,453	-	84,851
1GR048	Patten Fdn ECenter Program Fund				250,000		(12,300)			-	237,700
1GRECO	UNHInnovation Research Partnerships									11,132	11,132
1GRGEN	BUDGET ONLY Other Gift RESEARCH									-	-
1GRIEC	ECenter Sponsorship Support				(3,500)	(39,441)	(27,751)			207,462	136,770
1GRPTP	PTP ECenter Support				205,648	(140,535)	(18,701)		75,000	60,429	181,841
1GS001	Warren Brown Memorial Scholarship	(769)			769					5	5
1GS002	Jere Chase Scholarship	(187)			187					1	1
1GS004	Craig Scholarship Fund	(5,535)			5,535					8	8

UNIVERSITY OF NEW HAMPSHIRE DURHAM
DETAILED SCHEDULE OF REVENUES, EXPENSES, AND TRANSFERS
FOR THE YEAR ENDED JUNE 30, 2022

Fund	Fund Title	Net Student Tuition	Grant Revenue[1]	Auxiliary Revenue	Appropriations & Other Revenue	Employee Compensation	Supplies and Services	Other Expenses	Transfers In/(Out)	Beginning Fund Balance 06/30/2021	Ending Fund Balance 06/30/2022
1GS005	Frederick K Johnson Memorial	(1,048)			1,049					2	3
1GS006	Philip C Jones Class of 1913	(1,369)			1,370					5	6
1GS007	Carl & Ada Lundholm Mem Scholarship	(2,529)			2,529					7	7
1GS008	Carleton E Meader Jr Mem Schol	(744)			745					1	2
1GS009	Wc And Cd Skoglund Scholarship	(5,578)			5,580					1	3
1GS010	A Barr Whoop Snively Scholarsh	(1,284)			1,284					2	2
1GS011	Charles E Stillings Athletics Fund	(26,334)			26,335					1	2
1GS012	Paul C Sweet Scholarship Fund	(2,519)			2,519					8	8
1GS013	Phil Wageman Memorial Scholars	(341)			342					2	3
1GS014	Susanne Urban Memorial Scholarship	(3,041)			3,041					6	6
1GS015	'Cats Care									1,591	1,591
1GS016	Edward A Necker Fund	(9,728)			9,729					1	2
1GS018	Cheerleaders Annual Fundraising				33,022		(33,020)		2,721	23,537	26,260
1GS019	Jane Blalock Scholarship Fund	(3,883)			3,883					8	8
1GS023	Friends of Skiing				248,494	(24,514)	(118,143)		18,138	398,604	522,579
1GS024	Friends of Men's Soccer	(27,472)			246,714	(18,884)	(16,450)		(88,640)	180,341	275,609
1GS025	Friends of Swimming & Diving				43,621	(542)	(19,315)		43,909	172,092	239,765
1GS026	Wildcat Athletics Council Schol	(16,215)			16,215					-	-
1GS028	UNH Men's Hockey						(540)			540	-
1GS029	Friends of Football	(14,042)			420,456	(29,667)	(123,991)		(23,359)	265,577	494,974
1GS030	Don Melville Scholarship	(13,537)			13,538					1	2
1GS031	Friends of Men's Basketball	(40,701)			62,025		(29,943)		5,585	41,580	38,546
1GS032	UNH Ski Teams Endowment Fund				7,787		(367)			28,900	36,320
1GS035	Friends of Men's CC/Track				40,084		(4,954)		(14,050)	125,423	146,503
1GS039	Academic/Athletic Support Fund				210,865	(158,020)	(8,327)			4,922	49,440
1GS041	Creeley S "Buck" Buchanan Ftbl				546					1,065	1,611
1GS042	Bernice Hill Class of 1923 End	(3,246)			3,247					5	6
1GS045	Blue Line Club				21,936		(17,693)		11,948	15,137	31,328
1GS046	Friends of Women's CC/Track				20,048		(4,353)		4,556	48,922	69,173
1GS047	Athletic Training				7,641				1,303	17,934	26,878
1GS048	Friends of Women's Soccer	(30)			41,981		(14,311)		9,179	75,439	112,258
1GS049	Friends of Women's Lacrosse				21,802	(11,989)	(34,818)		897	94,178	70,070
1GS050	Friends of Women's Basketball	(28,363)			31,967		(4,557)		8,180	41,870	49,097
1GS051	Friends of Women's Field Hockey				38,642	(4,553)	(8,397)		(481)	86,489	111,700
1GS054	UNH Gym Cat Club	(870)			86,426	(25,143)	(14,600)		7,048	115,034	167,895
1GS057	Friends of Women's Volleyball	(642)			10,448	(1,685)	(16,930)		6,293	30,753	28,237
1GS061	Ac-Athl Achievement Reception									383	383
1GS062	Arden Atkins Endowed Scholarship	(7,719)			7,719					-	-
1GS066	Athletic Scholarships	(10,000)			10,950				410	1,732	3,092
1GS067	Friends of Men's Hockey	(24,872)			164,849	(298)	(73,444)		11,717	100,540	178,492
1GS069	Mooradian Football Scholarship	(2,099)			2,099					1	1
1GS070	Holt Athletic Scholarship Fund	(6,902)			6,902					-	-
1GS072	George Batchelder Scholarship	(17,747)			17,747					472	472
1GS075	9.5 Gymnastic Award (houston)				6,783		(2,679)			38,258	42,362
1GS076	Reggie Atkins Scholarship	(243,136)			243,136					261	261
1GS078	Robert A Kullen Memorial Fund	(1,737)			1,738					8	9
1GS080	Jane Blalock Athletic Scholarship	(1,982)			1,982					9	9
1GS081	Penley Endowed Scholarship Fund	(3,511)			3,512					1	2
1GS082	James H "Red" Hayes Scholarship	(6,414)			6,415					1	2
1GS083	Virginia K Sullivan Ftbl Scholar	(1,399)			1,400					5	6
1GS084	Dickson Scholarship & Spirit Award	(3,730)			6,687					6,774	9,731
1GS085	William Holleman Footbal Schol	(6,612)			4,679					2	(1,931)
1GS086	Friends of UNH Mens Hockey	(10,768)			10,769					-	1
1GS087	Fish 58 Football Scholarship	(4,809)			4,809					14	14
1GS088	JV Hiller Athletic Scholarship	(291)			1,985					7,853	9,547

UNIVERSITY OF NEW HAMPSHIRE DURHAM
DETAILED SCHEDULE OF REVENUES, EXPENSES, AND TRANSFERS
FOR THE YEAR ENDED JUNE 30, 2022

Fund	Fund Title	Net Student Tuition	Grant Revenue[1]	Auxiliary Revenue	Appropriations & Other Revenue	Employee Compensation	Supplies and Services	Other Expenses	Transfers In/(Out)	Beginning Fund Balance 06/30/2021	Ending Fund Balance 06/30/2022
1GS089	Gordon K Hill Athletics Fund	(1,778)			1,778					8	8
1GS090	Grover B. Daniels '79 Alpine Fund				1,707					424	2,131
1GS091	Bill Knight Scholarship Fund	(3,004)			3,004					1	1
1GS092	K Beckingham Scholarship Fund	(5,473)			5,474					1	2
1GS093	Guy Leslie Smith Scholarship	(4,962)			4,962					1	1
1GS094	Paul Hobbs Endowed Scholarship	(1,283)			1,284					7	8
1GS095	Dorothy T Hobbs Endowed Fund				1,385					-	1,385
1GS096	Robert Towse Scholarship Fund	(7,878)			7,878					1	1
1GS099	Kenneth & Mary Grant Scholarship	(2,536)			2,536					8	8
1GS100	Bellavance Hockey Scholarship	(7,269)			7,269					2	2
1GS101	Bellavance Football Scholarship	(7,270)			7,270					2	2
1GS102	98-99 Mens Hockey Champions	(6,501)			6,501					1	1
1GS103	James & Elsa Callahan Scholarship	(5,266)			5,266					1	1
1GS104	Dutch Knox Football Scholarshp	(85,661)			85,661					1	1
1GS105	Dutch Knox Football Program				40,223		(37,898)			67,740	70,065
1GS106	Bill Hinman Scholarship Fund	(2,790)			2,791					8	9
1GS107	Timothy &Edwin Dugal Hockey Schol	(1,863)			1,864					8	9
1GS109	Tina True Memorial Fund				2,205		(1,079)			4,259	5,385
1GS110	Athletic Director's Priorities				37,805	(41,608)	(7,625)		(5,675)	34,094	16,991
1GS111	Strength & Conditioning Training				6,338	(3,225)	(478)		161	3,892	6,688
1GS112	Student-Athlete Opportunity Fund	(188,056)			306,355		(21,672)			-	96,627
1GS113	Conrad Endowed Football Scholarship	(3,950)			3,951					71	72
1GS114	Endowed Fund for Football	(1,428)			1,428					6	6
1GS115	Chief Boston Football Scholarship	(2,892)			2,893					9	10
1GS116	Francis McGrail Endowed Scholarship	(543)			544					7	8
1GS118	Norma O'Dowd Hartnett Award									1,441	1,441
1GS120	David Sheen Endowed Hockey Schol	(2,536)			2,536					1	1
1GS121	James H Boulanger Endowed Fund	(4,863)			2,685					4,547	2,369
1GS122	UNH Ski Team Excellence Fund	(42,353)			43,297					257,895	258,839
1GS123	Chandler & Ann Sanborn Football Sch	(4,224)			4,224					-	-
1GS124	Herbert S Gold Athletic Scholarship	(1,426)			1,427					7	8
1GS125	Wohlfarth Football Scholarship	(1,411)			1,411					7	7
1GS127	First 500 UNH Football Athletic Fnd	(14,339)			14,339					-	-
1GS128	Winslow & June Macdonald Football S	(2,641)			2,641					8	8
1GS129	Coach Gerry Friel Basketball Schol	(3,692)			3,693					-	1
1GS130	Robert Trouville 59 Athletic Schol	(5,446)			5,448					1	3
1GS131	Dr William '35 McLaughlin Hockey Sc	(5,285)			5,285					-	-
1GS132	Joan & Douglas Murphy Football Schl	(6,849)			6,850					1	2
1GS133	G 'Mike' Frigard '60 Athletic Schol	(1,502)			1,503					5	6
1GS134	Col John Howard Blewett Scholarship	(3,076)			3,077					-	1
1GS136	Donna Lynne '74 Scholarship Fund	(565)			3,380					4,308	7,123
1GS137	Paul E. Berton Scholarship Fund	(2,525)			2,526					12,363	12,364
1GS138	Franklin Taylor '52 Athletic Schol	(1,824)			1,825					9	10
1GS139	Franklin Taylor '52 Athletic Schol	(1,824)			1,825					6	7
1GS140	Franklin Taylor '52 Athletic Schol	(1,825)			1,825					-	-
1GS141	William F. Degan Jr. Football Schol	(1,579)			1,579					1	1
1GS142	Wildcat Fan Gratitude Fund	(2,610)			2,610					7	7
1GS143	Peter K. Chudy, II '87 Nordic Fund				2,386					13,548	15,934
1GS144	Bertsch Family Scholarship Fund	(7,186)			7,187					15	16
1GS145	John & Catherine Goegel Scholarship	(4,714)			4,714					1	1
1GS146	Jim & Julie Hatch Basketball Schol	(1,800)			1,801					1	2
1GS147	David M. Paul Family Scholarship	(2,692)			2,692					1	1
1GS148	Men's Soccer Need-Based Scholarship	(5,000)								5,000	-
1GS149	Barbara B. Peyser '50 Athletic Scho	(1,656)			13,000			(35)		15,451	26,760
1GS150	UNH Women's Lacrosse Scholarship	(5,000)			5,692					1,508	2,200

UNIVERSITY OF NEW HAMPSHIRE DURHAM
DETAILED SCHEDULE OF REVENUES, EXPENSES, AND TRANSFERS
FOR THE YEAR ENDED JUNE 30, 2022

Fund	Fund Title	Net Student Tuition	Grant Revenue[1]	Auxiliary Revenue	Appropriations & Other Revenue	Employee Compensation	Supplies and Services	Other Expenses	Transfers In/(Out)	Beginning Fund Balance 06/30/2021	Ending Fund Balance 06/30/2022
1GS151	Otis Family Athletic Scholarship	(2,910)			2,910					1	1
1GS152	Garron '84 Football Diversity Schol	(1,489)			1,489					6	6
1GS153	Norris Browne 55 Football Schol	(2,240)			2,241					9	10
1GS154	UNH Wildcat Hockey Alumni Scholars.	(3,499)			3,500					1	2
1GS155	K & R Sandler Athletic Scholarship				2,271					(2)	2,269
1GS156	Service Credit Union Wildcat Schol	(2,225)			2,226					2	3
1GS157	Fitzgerald & Gross Academic Excell.	(2,243)			2,244					10	11
1GS158	Tim Churchard '65 Athletic Scholars	(1,404)			1,405					4	5
1GS159	John Smith '50 Endowed Fund-Hockey	(17,546)			17,546					1	1
1GS160	Matthew J. Witkos '89 Soccer Schol	(1,532)			1,533					5	6
1GS162	Robert S. Blood '78 Athletic Schol	(2,595)			7,347					-	4,752
1GS164	Saunders '49 Athletic Scholarship	(2,284)			2,285					9	10
1GS166	UNH Swimming & Diving Endowment Fnd	(2,147)			2,148					7	8
1GS167	Tom Smart '70 Athletic Scholarship	(2,192)			2,192					9	9
1GS168	Biggleston Women's Athletics Schol	(1,125)			1,125					4	4
1GS169	Bill & Hazel Pizzano Football Schol	(23,731)			23,731					2	2
1GS170	Cory L. Schwartz '82 Ski Team Endow	(2,128)			2,129					2,742	2,743
1GS171	Raymond Donnelly Jr Athletic Schol.	(2,054)			2,055					6	7
1GS172	Stockbridge - Kast Scholarship Fund	(1,646)			1,647					1	2
1GS173	Bob Lamothe '60 Family Scholarship	(105)			106					4	5
1GS174	Beaulieu '75 Athletic Scholarship	(1,748)			1,748					1	1
1GS175	Forkey - Lundholm Athletic Scholars	(177)			178					4	5
1GS176	Victory Fund									23,788	23,788
1GS177	Linda Hall '62 Women's Alpine Fund	(2,706)			3,065					(359)	-
1GS178	Megan E. Scanlon '13 Athl Schlarshp	(2,286)			2,287					8	9
1GS179	Brownell Family Athletic Scholarshp	(3,520)			3,521					10	11
1GS181	Chandler Family Athletic Scholarshp	(1,464)			1,464					-	-
1GS182	BGen Seay '68 Athletics Scholarship	(2,067)			2,068					-	1
1GS183	Skelley '52 Family Athletic Schol	(2,489)			2,490					3,502	3,503
1GS184	Clevend "Howie" Howard III Scholars	(2,444)			2,444					-	-
1GS185	Student Athlete Excellence Fund				74,283	(23,952)	(42,151)		7,375	106,475	122,030
1GS186	Richard Umile 72 Hockey Scholarship	(2,315)			2,316					1	2
1GS187	Athletics Equipment Room				213				26	607	846
1GS188	Wildcat Fueling Station				398				51	800	1,249
1GS189	Glendening Athletics Scholarship	(2,125)			2,125					-	-
1GS190	Coakley Athletics Scholarship	(4,456)			4,457					1	2
1GS191	Donna Lynne 74 Athletic Enhancement	(2,089)			2,089					-	-
1GS192	Otis Family Athletics Fund	(810)			812					-	2
1GS193	James Chamberlin Athletics Fund				44					7	51
1GS194	Dennis & Elaine Pope Scholarship	(76)			77					-	1
1GS195	Barker Athletics Scholarship Fund				1,968					-	1,968
1GS196	Sue Fortier Athletic Enhancement				962					-	962
1GS198	Memorial Field Account				23,374		(9,031)			-	14,343
1GT002	Facilities Chair Fund									230	230
1GT003	Coe-Hall Fund				8,657		(9,565)			18,450	17,542
1GU001	Winfred E Chesley Fund	(2,350)			806					1,580	36
1GU002	Concord Chapter Alumni Scholar	(1,800)			510					1,475	185
1GU008	Alvin R Ingram Fellowship	(335)			338					1	4
1GU009	Marcia McCann Scholarship				1,309					14,707	16,016
1GU010	Petmezas Scholarship				4,306					92,761	97,067
1GU012	Counseling Program Scholarship									1,120	1,120
1GU015	Graduate School Scholarships				700				130	10,611	11,441
1GU016	UNH Graduate Fellowship Fund	(1,000)			4,819		(415)			10,020	13,424
1GU017	Winnie R Allen Scholarship	(70,075)			47,958					22,151	34
1GU018	Abbiati Memorial Scholarship	(900)			1,065					-	165

UNIVERSITY OF NEW HAMPSHIRE DURHAM
DETAILED SCHEDULE OF REVENUES, EXPENSES, AND TRANSFERS
FOR THE YEAR ENDED JUNE 30, 2022

Fund	Fund Title	Net Student Tuition	Grant Revenue[1]	Auxiliary Revenue	Appropriations & Other Revenue	Employee Compensation	Supplies and Services	Other Expenses	Transfers In/(Out)	Beginning Fund Balance 06/30/2021	Ending Fund Balance 06/30/2022
1GU019	Forrest Eugene Adams Memorial	(1,800)			467					1,349	16
1GU020	Alpha Tau Omega - Albert A Bro				611					1,768	2,379
1GU021	Governor John H Bartlett Fund	(2,990)			1,014					1,982	6
1GU022	Frank Booma Memorial Scholarship				361					748	1,109
1GU023	The Bunny Bryant Class of 1927	(2,000)			5,236					3,846	7,082
1GU024	Louis P Bourgoin Scholarship				301					870	1,171
1GU025	Harvey L Boutwell Scholarship	(1,950)			502					1,452	4
1GU026	Edmund L Brigham Scholarship	(1,000)			848					261	109
1GU027	O B Brown Scholarship Fund	(2,350)			811					1,585	46
1GU028	Edna O Brown Scholarship	(4,000)			3,468					1,029	497
1GU029	Cartlands of Lee Scholarship	(2,400)			1,160					1,301	61
1GU030	James R. Carter Memorial Schola	(2,050)			2,046					46	42
1GU031	Frank B Clark Fund				1,845					24,519	26,364
1GU032	Stephen Decesare Memorial Schol	(2,800)			724					2,095	19
1GU033	Class of 1898 Scholarship	(52,200)			33,404					18,945	149
1GU034	Ben & Zelma Dorson Endowed Sch	(1,450)			9,294					1	7,845
1GU035	Class of 1916 Scholarship	(1,200)			527					1,073	400
1GU036	Class of 1925 Wm. S Sayward F Endow	(12,500)			6,351					6,183	34
1GU037	Class of 1928 Scholarship	(17,400)			12,604					4,846	50
1GU038	Class of 1922 Scholarship	(9,156)			5,227					5,199	1,270
1GU039	Class of 1931 Alumni Memorial	(7,000)			7,005					7	12
1GU040	Bank Meridian Scholarship	(7,500)			2,364					13,574	8,438
1GU041	Class of 1938 Memorial Scholar	(1,950)			1,508					461	19
1GU042	Clarence E Clement Scholarship				206					404	610
1GU043	Corrine H Coburn Fund	(1,700)			1,700					1,715	1,715
1GU044	Katharine Demeritt Memorial Sc	(1,750)			592					1,163	5
1GU045	Melbourne W. Cummings Endowed	(90,650)			91,357					889	1,596
1GU046	Paul Edward Corriveau Memorial				502					1,102	1,604
1GU048	Currier Fisher Scholarship Fund	(1,600)			1,494					119	13
1GU049	G Harris Daggett Memorial Schol	(3,000)			2,603					966	569
1GU050	Alexander DanOff Endowed Schol	(2,300)			1,168					1,776	644
1GU051	Robert L Deming Scholarship Fund				412					1,192	1,604
1GU052	Kenneth E Denham Memorial Schol	(490)			490					2	2
1GU053	Harry W Evans Scholarship	(1,000)			901					265	166
1GU054	Sylvester M Foster Fund				176					349	525
1GU055	Fred Englehart Scholarship Fun				7,191					2,219	9,410
1GU056	Adelaide M Gooding Fund	(5,000)			5,619					4,408	5,027
1GU057	John W Haines Scholarship				436					1,260	1,696
1GU058	Willis DF Hayden Scholarship				806					830	1,636
1GU059	Helen E Hayes Scholarship Fund	(300)			2,267					42	2,009
1GU060	Henderson Memorial Scholarship	(1,000)			1,042					4	46
1GU061	Larry Hogan Scholarship Fund	(24,000)			12,477					12,479	956
1GU062	Hennessey Scholarship	(1,400)			1,340					64	4
1GU063	Dorice & Richard Horan Scholarship	(2,250)			2,287					7	44
1GU064	Edgar C Hirst Scholarship Fund	(2,250)			2,276					30	56
1GU065	H A Holbrook Scholarship	(1,500)			1,457					44	1
1GU066	Michael J and Nellie M Houriha	(7,150)			3,601					3,583	34
1GU067	Cyril Thomas Hunt Memorial Schol				1,136					-	1,136
1GU068	John S Holland Memorial Schol				873					896	1,769
1GU069	Miriam Jackson Memorial Schol	(14,900)			11,370					3,576	46
1GU071	Lillian Johnson Scholarship	(33,950)			35,230					6	1,286
1GU072	Richard Bruce Johnston Scholar				430					1,244	1,674
1GU073	Elizabeth Jones Class of 1922	(30,500)			34,298					10,208	14,006
1GU074	Ilmari Kainu Memorial Scholars	(5,050)			11,070					11,184	17,204
1GU075	Hannaford Bros. Endowed Schol	(580)			577					3	-

UNIVERSITY OF NEW HAMPSHIRE DURHAM
DETAILED SCHEDULE OF REVENUES, EXPENSES, AND TRANSFERS
FOR THE YEAR ENDED JUNE 30, 2022

Fund	Fund Title	Net Student Tuition	Grant Revenue[1]	Auxiliary Revenue	Appropriations & Other Revenue	Employee Compensation	Supplies and Services	Other Expenses	Transfers In/(Out)	Beginning Fund Balance 06/30/2021	Ending Fund Balance 06/30/2022
1GU076	Donald Whitney Libby Memorial	(350)			559					398	607
1GU077	Mildred B Lionstone Scholarship				196					567	763
1GU078	Janet Clark '42 Memorial Endow	(5,650)			2,327					3,329	6
1GU079	Nancy E Lougee Memorial Schol	(1,800)			906					920	26
1GU080	Harry Macleod Memorial Schol	(579)			432					148	1
1GU081	Berry-Mattoon Fund	(6,875)			4,863					2,638	626
1GU082	J Herbert Marceau Scholarship	(300)			1,765					1,037	2,502
1GU083	Philip M Marston Scholarship				575					357	932
1GU084	McLane Family Endowed Scholarship				352					968	1,320
1GU085	Howard E Mclane Memorial Schol	(2,300)			2,319					15	34
1GU086	Jw Mcconnell Scholarship Fund				2,092					2,577	4,669
1GU087	Elinor Metcalf Scholarship	(900)			613					1,205	918
1GU088	E Roger Montgomery Memorial Schol				519					1,021	1,540
1GU089	Mortarboard Scholarship				298					706	1,004
1GU090	Maurice E Herbonne Scholarship				219					632	851
1GU091	Barbara King Newman Scholarship	(2,000)			2,017					25	42
1GU092	NH Branch National Civic Fed	(195)			194					5	4
1GU093	The Ordway Fund				364					727	1,091
1GU094	Albert N Otis Scholarship Fund	(6,000)			4,843					4,814	3,657
1GU095	George Downes Parnell Memorial				309					613	922
1GU096	Nettie M & Charles Parker Mem				137					397	534
1GU097	Isabel Paul Scholarships	(3,525)			8,805					2,883	8,163
1GU098	Robert G Perrault Memorial Schol	(3,000)			2,152					896	48
1GU099	Luella Pettee Fund				332					651	983
1GU100	Physical Plant O & M Public Sa				1,088					484	1,572
1GU101	Rosencrans W Pillsbury				88					254	342
1GU102	Phi Mu Delta Scholarship Fund	(5,000)								8,290	3,290
1GU103	Barbara Russell	(1,800)			1,807					5	12
1GU104	Frank Randall Scholarship Fund	(36,775)			21,714					15,081	20
1GU105	Alfred Ernest Richards Scholar				881					152	1,033
1GU106	Lena Snow Sargent Scholarship	(16,500)			7,930					8,784	214
1GU107	Charles H Sanders Fund	(750)			529					338	117
1GU108	Walter N Shipley Fund				352					718	1,070
1GU110	Mary F Simpson Scholarship Fun	(11,800)			11,833					15	48
1GU111	J Guy Smart Scholarship Fund	(22,500)			21,616					2,098	1,214
1GU112	Roderick W Smith Scholarship				176					509	685
1GU114	Frederick Smyth Book Fund	(500)			364					210	74
1GU115	E.F. & M.M. Cutts 1916 Scholar	(8,450)			8,466					3	19
1GU116	Victor & Mabel Smith Scholarship				601					1,178	1,779
1GU117	Paul Spilios Memorial Fund				234					671	905
1GU118	William C. + Doris E. Sterling	(7,500)			2,460					5,112	72
1GU119	Charles Stillings Fund	(34,300)			26,257					8,125	82
1GU120	Fred Weare Stone Memorial	(57,550)			33,583					24,051	84
1GU121	Colonel Samuel J Sutherland Sc				345					998	1,343
1GU122	Corinne Trippetti Art Scholars	(1,700)			1,730					1	31
1GU123	Alberta Curry Virgil Memorial	(4,800)			2,417					2,403	20
1GU124	Theron A Thorp Memorial Schol	(1,470)			1,472					6	8
1GU125	James A Wellman Memorial Schol	(3,650)			4,403					4,401	5,154
1GU126	Earle A Welch Scholarship	(800)			811					10	21
1GU127	Bertha I Norton	(3,450)			1,731					1,755	36
1GU128	George T. Gilman Fund For Inte	(3,400)			3,456					2	58
1GU129	The Blanche Dimond White and G				288					562	850
1GU130	Avrum Gudelsky Endowed Schol	(1,900)			3,279					3,830	5,209
1GU131	Charles H Wiggin Scholarship	(4,900)			2,023					2,892	15
1GU132	Walter M Wiggin Scholarship	(850)			880					1	31

UNIVERSITY OF NEW HAMPSHIRE DURHAM
DETAILED SCHEDULE OF REVENUES, EXPENSES, AND TRANSFERS
FOR THE YEAR ENDED JUNE 30, 2022

Fund	Fund Title	Net Student Tuition	Grant Revenue[1]	Auxiliary Revenue	Appropriations & Other Revenue	Employee Compensation	Supplies and Services	Other Expenses	Transfers In/(Out)	Beginning Fund Balance 06/30/2021	Ending Fund Balance 06/30/2022
1GU134	John G. Winant Memorial Schol	(16,000)			17,564					35,073	36,637
1GU135	George H Williams Fund				1,864					389	2,253
1GU136	George P. Wood Shoals Marine L	(54,236)			20,275					39,991	6,030
1GU137	Austin Nickerson Memorial Fund	(3,600)			3,609					1	10
1GU138	Gladys Wheeler Simeroth Endow	(500)			1,027					10	537
1GU139	William H Yale Scholarship Fund	(13,050)			12,018					3,010	1,978
1GU140	Paul M. Barlow Memorial Prize				369		(400)			6,067	6,036
1GU141	Lt Albert A Charait Fund				176					156	332
1GU142	Class of 1899 Prize	(140)			147					-	7
1GU144	Helen Duncan Jones Prize	(200)			219					3	22
1GU145	Mr & Mrs S Morris Locke Prize				554					3,996	4,550
1GU146	Mask And Dagger Achievement Award	(900)			874					83	57
1GU147	Erskine Mason Memorial Prize	(140)			143					-	3
1GU148	Leonard P Novak Memorial Award	(1,300)			963					411	74
1GU149	Richard J. Shea Memorial Award	(400)			315					371	286
1GU150	Smyth Memorial Prize				461					1,334	1,795
1GU151	Anna Zornio Memorial Fund				447					1,608	2,055
1GU152	Raymond E Bassett Memorial Pri				65					29	94
1GU155	Class of 1948 Trust Fund				597					641	1,238
1GU156	Carol Korzeniewski Endowed Fun				679					684	1,363
1GU157	Diettrich Memorial Cup Fund				24					26	50
1GU158	The Ben Bronstein Endowed Schol	(1,000)			1,027					65	92
1GU160	Fuller Foundation Endowed Fund	(1,000)			1,062					4,025	4,087
1GU161	Sam Rosen Endowment Scholarship	(1,600)			1,598					35	33
1GU162	General Melvin Zais Endowed Schol	(2,930)			1,471					1,462	3
1GU163	The Frances Kling 1920 Schol	(1,800)			906					909	15
1GU164	Arthur E Clapp Memorial Schol	(650)			694					5	49
1GU165	S Judson Dunaway Fund	(3,400)			3,417					4	21
1GU167	American Hotel Foundation Schol									2	2
1GU168	Peter Lino Barili Mem Schol	(1,000)			2,772					18,105	19,877
1GU169	Gertrude Phelps Carlson Memorial				788					824	1,612
1GU172	W T Grant Scholarship	(1,280)			1,287					3	10
1GU181	Governor Wesley Powell Scholar	(1,000)			1,406					1,246	1,652
1GU192	Scholarships	(61,125)			66,686			44,857		10,928	61,346
1GU199	Scholarships	(5,800)			4,161					4,232	2,593
1GU201	Peter & Francis Martin	(15,000)			8,098					6,917	15
1GU202	Granger Scholarship Endow	(4,300)			5,232					5,230	6,162
1GU203	Class 33 End For Honors	(8,000)			6,825					2,735	1,560
1GU207	Martha Hopkins Award	(2,000)			432					44,717	43,149
1GU209	Paul A Cote Scholarship	(2,050)			7,847					1	5,798
1GU210	Penney Family Scholarship	(2,350)			1,925					1,917	1,492
1GU211	Honors Research Support Fund									113	113
1GU213	Class of 51 Endow Schol	(8,650)			8,654					2	6
1GU214	Ruth Cheney Streeter Schol Fnd	(2,000)			1,110					1,105	215
1GU215	Col John & Helena Ayotte	(23,850)			18,996					4,913	59
1GU216	Temple Beth Israel Scholarship	(1,500)			3,191					220	1,911
1GU217	Ruth Taber Morrell Scholar	(31,200)			15,568					15,710	78
1GU218	Bernice Gray Hanhisalo Art Sch	(800)			2,333					2,512	4,045
1GU219	Mcininch Foundation Scholarship	(4,000)			2,174					4,094	2,268
1GU220	CEPS Engineering Scholarship	(10,240)			8,197					2,058	15
1GU221	Norma V And John W Spaven	(14,900)			6,919					8,008	27
1GU222	Forrest S Smith Fund	(49,100)			41,037					8,132	69
1GU223	Christopher F Weinheimer Schol	(2,000)								3,250	1,250
1GU226	Seron Bailey Hotel Admin Schol	(6,800)								8,525	1,725
1GU227	Lola M Preston Endowed Scholar	(5,900)			2,930					2,972	2

UNIVERSITY OF NEW HAMPSHIRE DURHAM
DETAILED SCHEDULE OF REVENUES, EXPENSES, AND TRANSFERS
FOR THE YEAR ENDED JUNE 30, 2022

Fund	Fund Title	Net Student Tuition	Grant Revenue[1]	Auxiliary Revenue	Appropriations & Other Revenue	Employee Compensation	Supplies and Services	Other Expenses	Transfers In/(Out)	Beginning Fund Balance 06/30/2021	Ending Fund Balance 06/30/2022
1GU230	Multiculture Recruitment Fund									12	12
1GU231	Class of 1944 Endowed Scholar	(750)			3,622					31	2,903
1GU232	Elizabeth Murdoch Fisher 29 Sc	(1,500)			4,369					10	2,879
1GU233	Class of 1961 Endowed Scholars	(5,720)			6,622					-	902
1GU235	William Law Scholarship Fund	(2,425)			2,423					5	3
1GU240	Peterson Carsey Minority Schol	(6,570)			6,497					75	2
1GU241	Ruth Woodruff Scholarship Fund	(2,000)			2,038					2	40
1GU242	Austin & Winona Hubbard Schol	(175,276)			174,731					1,538	993
1GU244	Class of 1950 Endowed Schol	(29,300)			22,135					7,238	73
1GU245	University Community Scholars	(5,600)			5,724					143	267
1GU246	Hutchins Family Fund Scholarship	(1,900)			1,892					10	2
1GU247	Ingeborg Lock Endowed Scholar				6,383					6,494	12,877
1GU248	Marvin A Levins Scholarship	(4,000)			4,312					649	961
1GU249	Class of 1948 Scholarship Fund	(10,000)			8,130					1,909	39
1GU250	Kate Harvey Burns Scholarship	(40,700)			32,757					8,032	89
1GU251	1929 Lewis Stark Scholarship				1,109					337	1,446
1GU252	Ralph & Aline Parker Endowment	(2,750)			902					1,873	25
1GU253	George Bergeron Scholarship	(23,400)			26,453					8,588	11,641
1GU254	Paul Caswell & Family Fund	(13,900)			12,926					1,068	94
1GU255	Brownell Family Scholarship	(21,300)			11,274					10,067	41
1GU256	Next Horizon Scholarship Fund	(6,740)			6,736					8	4
1GU257	Minigan Family Scholarship	(2,000)			2,029					3	32
1GU258	Robert & Bertha Laplante Schol	(1,870)			1,879					-	9
1GU259	Beverly Hoover Scholarship Fund	(5,200)			5,229					4	33
1GU260	Norman Gagnon Scholarship Fund	(650)			2,627					2,684	4,661
1GU261	Class of 1960 Scholarship Fund	(6,950)			6,949					2	1
1GU262	Tyco Scholars Fund	(107,693)			112,727					21,223	26,257
1GU263	Dean C Smith Whittemore Scholarship	(945)			945					4	4
1GU265	Robert & Linda Spear Scholarship	(5,000)			4,577					2,921	2,498
1GU266	Michael Berry Scholarship Fund	(3,950)			3,969					9	28
1GU267	Joseph Zock Liberal Arts Scholarshp	(7,600)			4,598					3,087	85
1GU268	Gullotti MBA Scholarship Fund	(500)			3,639					330	3,469
1GU269	Tracy Family Scholarship Fund				1,454					1	1,455
1GU270	Ernest Easter Scholarship Fund	(6,100)			8,083					23	2,006
1GU272	Edmund Miller Scholarship Fund	(6,950)			5,630					5,715	4,395
1GU273	Kyle Frey Endowed Scholarship	(10,300)			5,139					5,237	76
1GU274	Dean C Smith Thompson Schol	(2,900)			990					1,936	26
1GU275	Mid-Atlantic Chapters Schlrshp	(2,100)			2,098					2	-
1GU276	Levine/Benson Technology Schol	(7,040)			7,040					6	6
1GU277	Nassikas Scholarship Fund	(11,400)			5,725					5,770	95
1GU278	Class of 1953 Endowed Scholarship	(17,550)			14,629					2,965	44
1GU279	The Joy Student Scholarship Fund	(63,725)			61,649					2,113	37
1GU280	Granite State Scholars Endow PO	(78,500)			81,377					76	2,953
1GU282	Maurice C Paige Scholarship Fund	(2,895)			2,897					1	3
1GU284	John & Katharyn Williams Scholarshi				1,702					3	1,705
1GU286	Hanson Endowed Scholarship Fund	(165,777)			100,155					77,664	12,042
1GU287	Arthur H Carter	(46,300)			23,146					23,177	23
1GU290	Heath "Grumblenot" Scholarship Fund	(1,500)			1,567					3	70
1GU291	Pickett Family Scholarship Fund	(43,140)			29,859					28,545	15,264
1GU292	James H Trainor Memorial Scholarshp	(3,750)			3,542					210	2
1GU293	Gray-White-Shields Scholarship Fund	(112,975)			108,958					4,073	56
1GU294	Class of 1956 Endowed Scholarship	(10,775)			7,612					4,436	1,273
1GU296	Unique Endowment Allocation Plan	(1,834,410)			1,834,410					-	-
1GU297	McCaffrey Endowed Scholarship Fund	(5,000)			5,025					10	35
1GU298	William Sanderson Endowed Scholarsh	(2,100)			1,397					707	4

UNIVERSITY OF NEW HAMPSHIRE DURHAM
DETAILED SCHEDULE OF REVENUES, EXPENSES, AND TRANSFERS
FOR THE YEAR ENDED JUNE 30, 2022

Fund	Fund Title	Net Student Tuition	Grant Revenue[1]	Auxiliary Revenue	Appropriations & Other Revenue	Employee Compensation	Supplies and Services	Other Expenses	Transfers In/(Out)	Beginning Fund Balance 06/30/2021	Ending Fund Balance 06/30/2022
1GU299	Terragni Family Scholarship Fund	(2,850)			2,851					5	6
1GU300	Wyman Endowed Scholarship Fund	(925)			6,123					1	5,199
1GU301	Class of 1957 Endowed Scholarship	(18,950)			15,681					3,366	97
1GU302	Ormond A Roberts Scholarship Fund	(8,000)			4,058					4,033	91
1GU303	Weglarz Memorial Scholarship Fund	(2,850)			3,162					5	317
1GU305	Libbey '79 Fund-Science Diversity	(17,700)			10,520					7,270	90
1GU306	Roger Bougie '56 Scholarship Fund	(11,100)			7,947					3,155	2
1GU307	Rydin Family Scholarship Fund	(6,000)			5,095					1,194	289
1GU308	Ottavio and Dorothy Lorenzo Scholar	(3,850)			13,927					19,928	30,005
1GU309	Selma Naccach-Hoff Schol-Liberal Ar	(1,850)			1,659					195	4
1GU310	Takeuchi '48 & Rantala '44	(4,550)			3,294					3,318	2,062
1GU311	Edith M Blake Scholarship Fund	(41,200)			20,698					20,601	99
1GU312	Paul Shea '51 Memorial Scholarship	(1,500)			1,153					389	42
1GU313	Harvey & Carmen Bergeron Scholarshp	(200)			4,138					55	3,993
1GU314	William Heywood '60 Endowed Schol	(2,260)			2,259					9	8
1GU315	Fred J Bennett '54	(5,450)			4,169					4,233	2,952
1GU317	70's Decade Alumni Scholarship Fund	(2,450)			2,454					38	42
1GU318	Claycomb '75 Environmental Sciences	(7,900)			2,639					5,264	3
1GU319	Class of '58 Nelson Sch-Excellence	(4,350)			4,716					70	436
1GU320	Andrew Janetos Scholarship Endowmnt	(4,150)			1,049					3,110	9
1GU322	Ambrose Occupational Therapy Schol	(7,815)			6,289					1,529	3
1GU323	UNH Nursing Alumni Scholarship	(1,000)			275					1,398	673
1GU324	Muriel Weissman Student Scholarship	(23,231)			25,391					8	2,168
1GU325	Christopher Arre MSW Scholarship	(7,000)								9,416	2,416
1GU327	UNH Foreign Language Scholarship	(4,000)			4,389					1,771	2,160
1GU328	UNH Engineering Scholarship	(8,650)			4,324					4,329	3
1GU329	John '54 & Anne '56 Boehle Scholrsh	(1,250)			1,703					1	454
1GU330	J Todd Minor '76 Schol/Life Science	(2,700)			2,721					1	22
1GU331	PB Allen '58 Tau Kappa Epsilon Scho	(6,000)			11,668					36,881	42,549
1GU332	Claire & Henry Grady	(2,300)			2,323					86	109
1GU333	Northeast Passage Athletic Excellen				2,113					5,505	7,618
1GU335	Jay McSharry '90 Diversity Schlrshp				2,803					2	2,805
1GU336	Hannaway '58 Scholarship Fund	(2,700)			2,685					29	14
1GU337	Robert & Tina Dudley Scholarship Fn	(2,800)			1,278					1,550	28
1GU338	Verne & Kay Brown Elec & Comp Scho	(6,580)			2,635					3,952	7
1GU339	Stephany M Lavallee Nursing Schol	(4,500)			3,776					1,151	427
1GU340	Occupational Therapy Scholarship				1,155					9,979	11,134
1GU341	Walter A. Calderwood Jr. '34 Schol.	(41)			2,113					186	2,258
1GU342	T. Ralph & Isabelle Meyers Fund	(2,550)			1,284					1,312	46
1GU343	UNH Foundation Scholarship	(4,950)			2,483					2,506	39
1GU344	Patricia M. Flowers '45 Scholarship	(9,300)			9,361					7	68
1GU345	Muriel M. Barr Nursing Scholarship	(8,000)			8,295					495	790
1GU346	Alice Freeman Reed Scholarship Fund	(2,500)			2,047					770	317
1GU348	Jane & Lincoln Colby Scholarship	(4,550)			4,552					6	8
1GU349	Kerry Duncan Forbes Scholarship	(3,560)			1,775					1,794	9
1GU351	Steelman Athletics Scholarship Fund	(1,613)			1,613					2,114	2,114
1GU352	Paul & Ann Stewart Memorial Schol.	(5,000)			4,269					3,094	2,363
1GU353	Doug & Stella Scamman Scholarship	(1,900)			1,265					646	11
1GU354	James Page & Amy Sherman Endowment	(1,510)			3,505					10	2,005
1GU355	Edward J. Flynn Scholarship Fund				3,645					3,674	7,319
1GU356	Gay Brookes '61 Scholarship Fund	(3,030)			3,029					6	5
1GU357	The Patrick Family Scholarship Fund	(2,030)			2,169					1,899	2,038
1GU358	John D. DuRie Family Scholarship	(3,170)			1,579					1,595	4
1GU359	The Zissi Family Scholarship Fund	(2,340)			2,932				575	9	1,176
1GU360	A. Storace, DMD Family Scholarship	(1,700)			1,699					8	7

UNIVERSITY OF NEW HAMPSHIRE DURHAM
DETAILED SCHEDULE OF REVENUES, EXPENSES, AND TRANSFERS
FOR THE YEAR ENDED JUNE 30, 2022

Fund	Fund Title	Net Student Tuition	Grant Revenue[1]	Auxiliary Revenue	Appropriations & Other Revenue	Employee Compensation	Supplies and Services	Other Expenses	Transfers In/(Out)	Beginning Fund Balance 06/30/2021	Ending Fund Balance 06/30/2022
1GU361	Hitchiner Manufacturing Scholarship	(6,210)			3,089					3,122	1
1GU362	Dupont Family Scholarship Fund	(1,240)			1,243					1	4
1GU363	Deborah Ann Lada '78 Scholarship	(4,800)			2,391					2,415	6
1GU364	Martha R. Stebbins Scholarship Fund				3,223				(6,323)	3,100	-
1GU365	Thomas E. Callahan '62 Family Fund	(2,560)			1,255					1,306	1
1GU366	Virginia F. Small Scholarship Fund	(2,850)			2,850					4	4
1GU367	Cheryl Dickson '63 Athletics Schol.	(1,253)			1,253					1	1
1GU368	The Carver Scholarship Fund	(5,320)			2,752					2,578	10
1GU369	K. McKinnon '62 Athletics Schol.	(2,358)			2,358					2,590	2,590
1GU370	Michael Riley Memorial Scholarship	(2,800)			1,372					1,438	10
1GU371	M. Christine Dwyer '72G Scholarship	(2,575)			5,142					17	2,584
1GU372	Todd W. Hansen '86 Memorial Schol.	(2,220)			7,174					159	5,113
1GU373	J. Morgan & Tara Rutman Scholarship	(1,260)			1,253					16	9
1GU374	Harry A. Schult Scholarship Fund	(5,900)			2,944					2,974	18
1GU375	Bradley & Judith Aiken Scholarship	(1,230)			1,228					2	-
1GU376	Barbara Rose Noonan Scholarship	(2,340)			1,165					1,183	8
1GU377	Joseph L. Robinson Scholarship Fund				1,545					3,822	5,367
1GU378	Richard E. Galway '66 Scholarship	(2,530)			1,244					1,295	9
1GU379	Sharyn Zunz Scholarship Fund				5,444					5,900	11,344
1GU380	The Fund for New Hampshire Students	(61,050)			38,216				1,696	31,745	10,607
1GU381	Class of 1970 Scholarship Fund	(850)			1,714					-	864
1GU382	Lloyd & Beverley Jordan Scholarship	(14,100)			7,318					6,875	93
1GU383	Craig & Linda Rydin Scholarship	(82,000)			95,819					129,007	142,826
1GU384	'Navy' Labnon Hospitality Schol.	(6,000)			12,178					14,568	20,746
1GU385	Richard & Carol Trombly Scholarshp	(1,280)			1,274					8	2
1GU386	Iola & Leslie Hubbard Scholarship	(21,200)			10,358					10,876	34
1GU387	Dr. Filson H Glanz Scholarship-CEPS	(5,640)			2,555					3,090	5
1GU388	Cl' of '64 Endowed Scholarship Fund	(16,500)			8,686					7,892	78
1GU391	Eugene A. Savage Scholarship Fund	(1,600)			1,643					21	64
1GU392	McDevitt Family Scholarship Fund				2,131					9	2,140
1GU393	Judith Anne Hill '48 Scholarship	(2,560)			2,555					6	1
1GU394	Class of 1962 Student Enrichment	(1,600)			2,768					38	1,206
1GU395	Class of 1963 Scholarship Fund	(4,650)			4,306					370	26
1GU396	Joseph & Susan Garofoli Scholarship	(2,000)			4,553					1	2,554
1GU397	UNH Student Impact Scholarship Fund	(5,000)			65					7,500	2,565
1GU398	Charron Class of 1964 Scholarship	(2,950)			2,257					1,140	447
1GU399	Jeannette & Cedric Ruiter Scholarsh	(9,100)			4,455					4,659	14
1GU400	Charles & Miriam Nelson Scholarship	(9,300)			9,341					11	52
1GU401	Carl Sherman Batchelder Scholarship	(20,500)			12,139					12,226	3,865
1GU402	Matthew J. Witkos '89 Scholarship	(2,350)			1,533					849	32
1GU403	Henry & Estelle Hunt Scholarship	(4,156)			2,386					2,404	634
1GU404	Ernest J Clarke '59 Art Scholarship	(11,500)			7,892					3,976	368
1GU405	The Clark Family Scholarship Fund	(2,200)			2,223					5	28
1GU407	Staff Sgt Ryan Pitts '13 Scolarship	(1,501)			3,314					7,989	9,802
1GU408	Scholarships for Female Students	(177,495)			179,579					1,460	3,544
1GU409	Robart 73 & Shanahan 74 Scholarship	(3,300)			3,329					15	44
1GU410	Gorman Family Scholarship Fund	(8,800)			8,800					2	2
1GU411	Barbara & Irving Wood Scholarship	(8,750)			9,359					7	616
1GU412	Ellis-Armstrong Family Scholarshhip	(1,525)			2,445					632	1,552
1GU413	Hitchiner Mfg Schol. for Business	(5,100)			2,542					2,583	25
1GU414	Pilot Scholarship Fund	(34,000)			33,986					37	23
1GU415	Angelo & Stewart Volpe Scholarship	(5,000)			4,421					4,460	3,881
1GU416	Bean Family Endowed Fund - Schol.	(4,550)			2,254					2,339	43
1GU417	Lynne & Michael Dougherty Scholrshp	(9,500)			4,767					4,802	69
1GU421	Jenness & Marden Family Veteran Fd	300			4,321					353	4,974

UNIVERSITY OF NEW HAMPSHIRE DURHAM
DETAILED SCHEDULE OF REVENUES, EXPENSES, AND TRANSFERS
FOR THE YEAR ENDED JUNE 30, 2022

Fund	Fund Title	Net Student Tuition	Grant Revenue[1]	Auxiliary Revenue	Appropriations & Other Revenue	Employee Compensation	Supplies and Services	Other Expenses	Transfers In/(Out)	Beginning Fund Balance 06/30/2021	Ending Fund Balance 06/30/2022
1GU422	Clyde & Patricia Coolidge Scholars	(4,850)			2,415					2,440	5
1GU423	June C. Tanner Endowed Scholarship	(37,500)			20,894					21,112	4,506
1GU424	Connie Chung & Maury Povich Schol.	(4,300)			4,305					8	13
1GU425	George Guptill '28 Memorial Schol.	(4,450)			4,489					8	47
1GU426	Great East Scholarship Fund				2,216				(2,218)	3	1
1GU427	Governor's Success Scholarship	(150)			500					302	652
1GU428	Elizabeth Ward Scholarship Fund	397,750			119,469					919	518,138
1GU429	Susan H. McFarland '72 Scholarship	(4,300)			4,336					17	53
1GU430	Kent & Nancy Pieri Endowed Scholars	(2,100)			2,113					10	23
1GU431	James & Anne Twaddle Scholarship								(1)	1	-
1GU432	Leonard Seeche Family Scholarship				1,605					1	1,606
1GU433	Granite Guarantee				250					738	988
1GU434	R. Spencer Potts '92 Scholarship	(24,000)								24,000	-
1GU435	Richard & Margot Oman Scholarship	(5,000)			5,543					22	565
1GU436	Hubbell Foundation Engineering Scho	(11,635)			9,504					2,314	183
1GU437	Stuart Eynon '49 Family Scholarship	(3,000)			2,068					1,066	134
1GU438	Erick Faul '00 Scholarship	(2,800)			2,830					-	30
1GU439	Elias Gordon '59 Scholarship	(5,000)			5,385					27	412
1GU440	PAUL -Stewart Family Scholarship	(1,250)			2,139					933	1,822
1GU441	COLSA - Stewart Family Scholarship	(2,150)			2,139					33	22
1GU442	Peter & Nancy French Scholarship	(1,700)			1,687					15	2
1GU443	Vickers Family Scholarship	(5,000)								5,000	-
1GU444	Martha Oakman Clinton 65 Arts Schol	(4,100)			3,305					962	167
1GU445	David Burton Schol for Mathematics	(3,300)			3,307					8	15
1GU446	Winfred Joslin Nichols '33 Scholars	(1,290)			1,294					1	5
1GU447	A. Basso & V. Luti Scholarship	(8,350)			8,796					8	454
1GU449	Student Impact Scholarship-P Coffin	(5,000)								5,000	-
1GU450	Harold V. Jordan '49 Scholarship	(420)			1,682					4	1,266
1GU451	Student Impact Scholarship-J. Trepp									10,000	10,000
1GU452	Montrone Family Scholarship	(14,000)			19,985					2,525	8,510
1GU453	David Fine '80 Family Scholarship	(5,000)			5,000					2,500	2,500
1GU454	Helen D. Gawron '46 Scholarship	(52,700)			45,594					7,167	61
1GU455	Janetos Mechanical Engineering	(8,950)			4,569					4,602	221
1GU456	George Janetos '47 Scholarship	(9,170)			4,569					4,602	1
1GU457	Geo. Janetos Scholarship-Strafford	(6,170)			4,569					4,602	3,001
1GU458	Edward & Heather Dane Scholarship	(8,200)			4,735					3,507	42
1GU459	Richard & Eliza Stark Scholarship	(18,000)			18,982					-	982
1GU460	Eleanor Manseau '61 Scholarship				385					-	385
1GU461	Rudnick Student of Distinction Sch.	(1,440)			1,448					-	8
1GU462	Jacqueline & Peter Heneage Schol.	(3,800)			3,848					-	48
1GU463	Fisher Family Scholarship	(10,000)			16,000					10,000	16,000
1GU464	Margaret G. Linen Scholarship				379					-	379
1GUGEN	BUDGET ONLY Other Gift INST									-	-
1GW047	Dr Frederick Samuels Fund Diversity				1,536					45	1,581
1GWAPP	Applicant Engagement Program				2,500					100,000	102,500
1GX002	4-H Camp Scholarships				(1,595)		(16,754)			26,124	7,775
1GX003	Marine Docent Endowed Fund				4,462		(3,878)		1,274	55,813	57,671
1GX006	CE Gifts-Sea Grant&Water Res						(40)			2,890	2,850
1GX007	Community & Economic Development				162		(29)		166	665	964
1GX008	CE Gifts-Family Development									3,764	3,764
1GX009	Food & Agriculture Gift Fund				4,110	(4,248)	(2,723)			14,122	11,261
1GX010	NH 4-H Fdn & 4-H Youth Development				66,681		(86,056)		5,363	200,571	186,559
1GX011	CE Youth & Family Development				14,237	(2,656)	(814)		222	6,866	17,855
1GX012	CE Natural Resources Gift Fund				2,425	(9,357)	(7,835)		1,280	25,792	12,305
1GX014	4-H Sheep Program Fund									235	235

UNIVERSITY OF NEW HAMPSHIRE DURHAM
DETAILED SCHEDULE OF REVENUES, EXPENSES, AND TRANSFERS
FOR THE YEAR ENDED JUNE 30, 2022

Fund	Fund Title	Net Student Tuition	Grant Revenue[1]	Auxiliary Revenue	Appropriations & Other Revenue	Employee Compensation	Supplies and Services	Other Expenses	Transfers In/(Out)	Beginning Fund Balance 06/30/2021	Ending Fund Balance 06/30/2022
1GX015	Coos County 4-H Youth Dev Fund				547		(3,397)			4,140	1,290
1GX016	Ruth Kimball 4-H Endowed Fund				7,821		(8,047)			11,124	10,898
1GX017	Skoglung Endowed 4-H Fund				2,525		(6,550)			4,025	-
1GX018	Carl Hess 4-H Memorial Fund				2,822		(6,469)			3,648	1
1GX019	NH 4-H Milk Dealers Fund				1,389					6,283	7,672
1GX020	George D Kidder 4-H Fund				771		(1,871)			1,730	630
1GX021	Carroll T Stoddard 4-H Fund				649		(163)			6,506	6,992
1GX022	Tom Fairchild 4-HDairy Fund				4,120		(4,468)			5,148	4,800
1GX023	Pual Carbino 4-H Scholarship				162					1,540	1,702
1GX024	Lucile Poland 4-H Teen Conference				121					515	636
1GX025	NH 4-H Horse Program Fund				308		(489)			1,227	1,046
1GX026	NH 4-H Poultry Growers Fund				215					724	939
1GX027	Internat'l 4-H Youth Exchange				546		(1,315)			5,045	4,276
1GX028	NH 4-H Alliance Endowed Fund				1,290					3,529	4,819
1GX029	Anna Mosher Boardman 4-H Fund				1,568		(654)			2,481	3,395
1GX031	Sideman Other Research						(535)			11,091	10,556
1GX033	Neal Other Research									10,199	10,199
1GX034	New England Agriculture Eng									552	552
1GX035	Heckel Ext Educator Fellowship				1,864		(493)			14,645	16,016
1GX036	Caswell Fund-Resrch Teaching Outrch				17,203	(22,062)				20,388	15,529
1GX037	Ruth Stimson Community Outreach Fnd				2,253	(967)				1,667	2,953
1GX038	Roy Foundation Conservation Fund					(2,532)				2,528	(4)
1GX040	Marshall 4-H Youth Opportunities Fn				1,478		(520)			3,964	4,922
1GX041	Dalrymple Community Outreach Fund				1,994	(1,209)				2,093	2,878
1GX042	Extension Volunteers in Conservatio				10					6,904	6,914
1GX043	Cooperative Extension Gift Fund				10,377	(6,548)	(385)		3,830	18,769	26,043
1GX044	Master Gardener Program Gift Fund				9,936		(4,647)		4,015	16,212	25,516
1GX045	PB Smith - Other Research									5,296	5,296
1GX046	William Spaulding Sea Grant Endowme				630		(97)			2,438	2,971
1GX047	CE Lakes Lay Monitoring				4,755	(10,377)	(2,213)		3,116	14,609	9,890
1GX048	4-H Camp Gifts				150		(1,596)			11,626	10,180
1GX049	4-H Urban Programming-Hillsborough						(417)			1,419	1,002
1GX050	William J Cowie 4-H Fund				35					2,108	2,143
1GX051	Saving Special Places Conference Fn				12,300	(5,597)	(10,200)			12,168	8,671
1GX052	Briggs NH Land & Water Education				14,188	(15,131)				41,027	40,084
1GX053	Greenhouse and Floriculture Gifts				250					11,158	11,408
1GX054	Pesticide safety Education Program						(1,603)			27,734	26,131
1GX055	CE Fund for Excellence								26	5,576	5,602
1GX056	Community Development Academy Fund						(15)			22	7
1GX057	4-H Healthy Living Fund									354	354
1GX058	Lakes Region Local Food Guide Gifts									1,074	1,074
1GX060	CE Stewardship Resource Center				100		(1,166)			9,064	7,998
1GX061	Pike Coop Ext Volunteer Leadership				2,472		(1,040)			1,602	3,034
1GX062	4-H Team CHAOS				3,380		(7,263)			18,439	14,556
1GX063	Tree Fruit Program									968	968
1GX064	Aquaculture Program									3,400	3,400
1GX065	CE Professional Dev & Training				50					-	50
1GX066	UNH Nature Groupie				1,313		(262)		438	2,125	3,614
1GX067	Deans-Career & Professional Success				10,150	(14,724)	(809)		225	28,442	23,284
1GX068	NH Master Gardener Alumni Assoc.				4,500		(7,779)			13,707	10,428
1GX069	4-H InnovaTeen Program				6,000		(3,394)			4,773	7,379
1GX070	UNH Extension Coverts Project				4,907				3,004	10,620	18,531
1GX071	4-H Dairy Goat Program				50		(345)			635	340
1GX072	Coastal Research Volunteers				752		(30)		640	1,158	2,520
1GX073	Healthy Living Programs				463		(130)		218	7,316	7,867

UNIVERSITY OF NEW HAMPSHIRE DURHAM
DETAILED SCHEDULE OF REVENUES, EXPENSES, AND TRANSFERS
FOR THE YEAR ENDED JUNE 30, 2022

Fund	Fund Title	Net Student Tuition	Grant Revenue[1]	Auxiliary Revenue	Appropriations & Other Revenue	Employee Compensation	Supplies and Services	Other Expenses	Transfers In/(Out)	Beginning Fund Balance 06/30/2021	Ending Fund Balance 06/30/2022
1GX074	Richard George '65 Internships				100	(15,113)	(416)			36,163	20,734
1GX075	Plant a Row									25	25
1GX076	Rines Young Inventors' Program				16,018	(53,664)	(20,953)		1,670	152,202	95,273
1GX077	Extension Food Safety Program				406				50	-	456
1GX078	Extension Plant Diagnostic Lab				1,000					-	1,000
1GX079	Check out UNH Initiative						(2,010)			15,000	12,990
1GX080	Extension New Farmer School Program				225					-	225
1GX081	Agriculture & Garden's Speaker's				5,840				60	-	5,900
1GX082	UNH STEM Discovery Lab Fund				10,000					-	10,000
1GZ000	Peter Paul Chair in Space Science				181,412	(165,000)				3,787	20,199
1GZ002	Climate Change Research Center				30					101	131
1GZ003	Iola Hubbard Climate Change Endowmt				97,542	(56,743)	(427)			71,881	112,253
1GZ005	Milton Bloomfield Fund				2,317					20,953	23,270
1GZ006	Huisking Foundation Gift Fund									1,500	1,500
1GZ010	LM RRS & Climate Change									4,940	4,940
1GZ012	SMI SCHOLARSHIPS	(10,704)			9,671				61,895	3,093	63,955
1GZ014	DR. MARJORIE A PARSONS FUND	(2,473)			1,828					646	1
1GZ015	DORIS CHILD RENEY ARMBRUST FUND	(15,500)			1,900					34,305	20,705
1GZ016	MARINE PROGRAM ENDOWMENT				933					20,683	21,616
1GZ017	SHOALS MARINE LAB ENDOWMENT				8,955					250	9,205
1GZ018	JEAN & CARMEN RAGONESE FUND				2,052					8,241	10,293
1GZ019	CLASS OF 1937 PROFESSORSHIP				10,782		(6,006)		(10,000)	43,773	38,549
1GZ020	SHOALS MARINE LAB GIFTS	(116,272)			127,392	(16,424)	(800)		5,885	35,931	35,712
1GZ021	JEL ANNUAL GIFTS				50		(194)			9,051	8,907
1GZ022	W P MOORE MAR SCI LECTURE									10,000	10,000
1GZ023	ROBERT & DORIS TUTTLE ENDOWED FUND	(11,500)			32,465		(14,295)			16,480	23,150
1GZ024	NEW HAMPSHIRE ESTUARIES PROJECT FUN						(6,430)			28,389	21,959
1GZ025	SMSOE Fund				9,584	(1,214)	(3,344)		2,961	46,058	54,045
1GZ026	C.F.JACKSON SCHOLARSHIP FUND				2,176					-	2,176
1GZ027	SPAULDING SHOALS LABORATORY ENDOW				1,715		(1,600)			542	657
1GZ028	SPAULDING JACKSON ESTUARINE LAB				1,715					2,055	3,770
1GZ029	Earth Watch Picture Post Network									130	130
1GZ031	CHASE '58 EXCELLENCE IN MARINE SCIE				2,305		(1,682)			4,879	5,502
1GZ032	ANDERSON FAMILY FUND-MARINE PROGRAM				1,109	(563)				6,003	6,549
1GZ033	PREP GIFT FUND				15,000	(1,433)	(19,140)			62,859	57,286
1GZ034	UNH Sustainable Seafood Field Lab					(51,374)	(129,870)			4,839,967	4,658,723
1GZ101	Center for Coastal Mapping (CCOM)									1,694	1,694
1GZ144	GEBCO Program Gift Fund				5,000				3,350	12,890	21,240
1GZ163	Rutman Shoals Marine Lab Scholars	(51,734)			50,913					370,998	370,177
1GZ164	Dalton Shoals Marine Lab Fund				10,000		(4,842)			28,896	34,054
1GZ165	Shoals Artist-in-Residence Program				24,246		(1,915)			79,968	102,299
1GZ166	SeaBASS-BioAcoustic Summer School				2,500		(2,550)			1,292	1,242
1GZ167	Art Borror SML Scholarship				67,816		(33,525)			148,382	182,673
1GZ169	Ocean Process Analysis Laboratory				20				(35)	15	-
1GZ170	EOS Institute				3,919		(772)		1,680	24,673	29,500
1GZ171	Herriott & Herrin Scholarship				4,350					4,381	8,731
1GZ172	Shoals Live				(58,835)		(3,336)			62,171	-
1GZ173	Nancy Beck Shoals Marine Laboratory				383,276		(35,360)			361,798	709,714
1GZ174	Shoals Diversity Scholarship	(29,500)			15,650				58,972	59,247	104,369
1GZ176	SML Sustainable Engineering -Unitil				23,064		(8,120)			21,560	36,504
1GZ177	SMSOE Student Support Fund				6,166	(4,680)	(1,698)		68	50,000	49,856
1GZ178	Climate Resilience Fund				1,752		(400)			-	1,352
1GZH36	SMSOE Faculty Support									5,365	5,365
1GZH40	RESEARCH VESSEL						(1,555)			6,430	4,875
1GZH45	MARINE BIOLOGY PROGRAM					(3,800)	(19,073)		15,000	32,839	24,966

UNIVERSITY OF NEW HAMPSHIRE DURHAM
DETAILED SCHEDULE OF REVENUES, EXPENSES, AND TRANSFERS
FOR THE YEAR ENDED JUNE 30, 2022

Fund	Fund Title	Net Student Tuition	Grant Revenue[1]	Auxiliary Revenue	Appropriations & Other Revenue	Employee Compensation	Supplies and Services	Other Expenses	Transfers In/(Out)	Beginning Fund Balance 06/30/2021	Ending Fund Balance 06/30/2022
1GZH46	OCEAN ENGINEERING PROGRAM						(6,643)			37,025	30,382
1GZH47	OCEANOGRAPHY PROGRAM					(3,794)	(6,711)		15,000	23,709	28,204
1GZH53	MARINE PROGRAM					(4,489)	(142)			4,242	(389)
1GZH74	HUBBARD SEA GRANT SUPPORT						(641)			2,332	1,691
1GZH78	SHOALS MARINE LAB SUPPORT									-	-
1GZH80	MP - RESEARCH & TRAVEL SPPT PAYOUT						(1,364)			9,442	8,078
1GZHUB	HUBBARD MARINE PROGRAM FUND				606,944	(303,930)	(40,660)		(30,000)	1,799,323	2,031,677
1GZSSC	Space Science Center Gift Fund									126	126
	TOTAL RESTRICTED GIFTS & ENDOWMENT INCOME	(11,341,882)	0	0	28,265,236	(8,075,428)	(4,850,837)	(1,191)	(1,096,312)	43,221,009	46,120,595
	SPONSORED PROGRAM APPROPRIATIONS										
110276	Field Office Grad & Undergrad									-	-
110295	Northeastern States Research									-	-
110296	NSRC Project									-	-
110297	Silvicultural Strategies									-	-
110298	Plots on White MTN Natl Forest									-	-
110311	Perennial Legume-Grass Mixture		10,572			(3,340)	(7,232)			-	-
110312	UNH Urban FIA Partnership		33			(33)				-	-
110315	Red Pine Fire Ecology									-	-
110316	Collateral Protection		(11,133)			9,944	1,189			-	-
110317	Watershed Scale Carbon Cycling		(2,121)				2,121			-	-
110318	Old-Growth Forests Dynamics		15,474			(11,706)	(3,768)			-	-
110321	NSRC: Theme 2									-	-
110322	Effects of Stress Factors		7,301			(637)	(6,664)			-	-
110323	PnET-CN Model Enhancement									-	-
110326	NH Invasives Academy		20,960			(17,441)	(3,520)			-	(1)
110328	Northern Forest Response		8,433			(8,433)				-	-
110329	USDA Pest Management 17-20		49,725			(45,592)	(4,133)			-	-
110332	Seed-Propagated Strawberries		9,268			(6,742)	(2,527)			-	(1)
110334	Optimizing AquaponicProduction		34,329			(22,810)	(11,519)			-	-
110335	Microbiome & Methane Emissions		11,294				(11,294)			-	-
110338	Sensor Network Research		2,791			(2,993)	202			-	-
110341	Forest Practices Support 18-21		21,757			(17,929)	(3,828)			-	-
110342	Urban FIA Analytical Assist		89,021			(80,928)	(8,093)			-	-
110343	Town Forests & Citizen Science		48,685			(37,011)	(11,674)			-	-
110347	Benchmarks for NE High-Value		73,826			(51,406)	(22,420)			-	-
110349	TeleECHO Infrastructure		59,596				(59,596)			-	-
110351	Bioenergy Feedstock Yield		110,652			(20,170)	(90,482)			-	-
110352	Mammals & Mycorrhizal Fungi		11,413			(9,832)	(1,580)			-	1
110354	Small Mammal Population		14,198			(14,131)	(67)			-	-
110355	Urban FIA Analytical:L.Lepine		63,970			(58,154)	(5,815)			-	1
110356	Climate Risk on Working Lands		58,650			(57,212)	(1,438)			-	-
110357	Green Mountain National Forest		23,022			(17,418)	(5,603)			-	1
110359	American Ash Resistance		(347)			(1,723)	2,070			-	-
110360	Supplement		29,865			(27,150)	(2,715)			-	-
110361	Functional Diversity		91,026			(42,777)	(48,250)			-	(1)
110363	Effects of Environmental		3,145			(3,145)				-	-
110364	LiDAR- Enabled Monitoring		17,081			(8,150)	(8,932)			-	(1)
110365	Forest Pest Outreach 2020		2,565			(2,180)	(385)			-	-
110366	Assessing Insect Communities A	(12,433)	12,433							-	-
110367	Acer Saccharum	(13,505)	54,775			(27,542)	(13,728)			-	-
110368	Integrated Understanding of	(2,193)	147,935			(133,981)	(11,761)			-	-
110369	NH Building Community Reslienc		125,849			(69,946)	(55,903)			-	-
110370	Landowner Engagement Improves		35,127			(11,090)	(24,037)			-	-

UNIVERSITY OF NEW HAMPSHIRE DURHAM
DETAILED SCHEDULE OF REVENUES, EXPENSES, AND TRANSFERS
FOR THE YEAR ENDED JUNE 30, 2022

Fund	Fund Title	Net Student Tuition	Grant Revenue[1]	Auxiliary Revenue	Appropriations & Other Revenue	Employee Compensation	Supplies and Services	Other Expenses	Transfers In/(Out)	Beginning Fund Balance 06/30/2021	Ending Fund Balance 06/30/2022
110371	Gene Editing Intractable Micro		83,535			(55,153)	(28,383)			-	(1)
110372	A Multi-Regional Approach		330,095			(54,903)	(275,193)			-	(1)
110373	Identifying Poor Quality Fores		39,014			(30,963)	(8,050)			-	1
110374	Natural Inquirer and GLOBE Cro		1,270			(939)	(331)			-	-
110375	USDA ACER	(7,525)	131,894			(51,239)	(73,129)			-	1
110376	Northeast 4-H Collaborative: C		331,283			(49,966)	(281,317)			-	-
110377	Distance Learning and Telemedi		21,672				(21,672)			-	-
110378	SitS: FroSen: Novel soil frost	(12,685)	169,835			(91,569)	(65,581)			-	-
110379	Comparative Microbial Genomics		65,133			(39,976)	(25,157)			-	-
110380	Mechanisms for adaptation		83,841			(82,769)	(1,073)			-	(1)
110381	Drought Sensitivity in East US		73,918			(72,748)	(1,170)			-	-
110382	FIA Analytical Assistance									-	-
110383	Acquisition of UHPLC-MS-MS In									-	-
110384	Field variation in emamectin b	(2,193)	39,483			(29,141)	(8,150)			-	(1)
110385	Eyes from the sky:Synthesizing		16,857			(16,857)				-	-
110386	University of New Hampshire 20		106,997			(96,730)	(10,268)			-	(1)
110387	Risk assessment of non-target		969				(969)			-	-
110388	Diversifying the maple syrup i		25,701			(3,997)	(21,704)			-	-
110389	Forest Pest Outreach FY 2021		44,361			(37,707)	(6,654)			-	-
110390	Defining and exploiting market		24,254			(11,543)	(12,712)			-	(1)
110391	Measuring and Managing what Ma		31,584			(30,376)	(1,208)			-	-
110392	The Earth Around Us - Water		4,185			(3,055)	(1,130)			-	-
110393	Informing Species Status Asses									-	-
110394	Increasing Consumer Participat		10,016			(6,738)	(3,279)			-	(1)
110395	Advancing Blueberry Plant Prot		8,330			(5,206)	(3,124)			-	-
110396	Credit Ready Meat and Poultry									-	-
110397	Movement Dynamics of Emamectin									-	-
110398	Women & Woodlands: Increasing									-	-
110399	AFRI Seed Grant									-	-
111E16	Continuation of NOAA JHC	(2,446)	586,125			(116,917)	(466,762)			-	-
111E17	Continuation of NOAA JHC-Off		29,243			(19,202)	(10,041)			-	-
111E40	IT Support for NOAA UNH Employ		14,781				(14,781)			-	-
111E46	Cartographer									-	-
111E52	CRRC Admin	(17,989)	565,465			(271,607)	(275,869)			-	-
111E55	CRRC Subcontracts		26,235				(26,235)			-	-
111E56	ERMA									-	-
111E59	NH Sea Grant 2018-2021 Omnibus		122,391			(79,062)	(43,330)			-	(1)
111E60	Sustainability of NE Aquacult									-	-
111E61	BioAcoustic Summer School		5,379				(5,379)			-	-
111E62	ERMA Continue of Tasks									-	-
111E63	Berlinsky-Striped Bass		12,327			(5,528)	(6,799)			-	-
111E64	Program Development		5,997				(5,997)			-	-
111E65	Chen Dartmouth Sub									-	-
111E66	Communications		159,577			(135,323)	(24,254)			-	-
111E67	Watson Jonah Crabs		3,612			(1,258)	(2,354)			-	-
111E68	Watts Ecosystem Assessments									-	-
111E69	Whistler Vibrio									-	-
111E72	Education		114,579			(102,310)	(12,268)			-	1
111E73	Extension		202,117			(170,471)	(31,646)			-	-
111E74	Workforce Development		24,831			(9,230)	(15,601)			-	-
111E78	Fellowship Program Supplement	(7,910)	43,927			(28,002)	(8,016)			-	(1)
111E79	Offshore Aquaculture Demo		93,692			(40,770)	(52,921)			-	1
111E80	Fisheries Non-Fisherman Workshops									-	-
111E81	iXblue									-	-
111E82	Mouser-Development									-	-

UNIVERSITY OF NEW HAMPSHIRE DURHAM
DETAILED SCHEDULE OF REVENUES, EXPENSES, AND TRANSFERS
FOR THE YEAR ENDED JUNE 30, 2022

Fund	Fund Title	Net Student Tuition	Grant Revenue[1]	Auxiliary Revenue	Appropriations & Other Revenue	Employee Compensation	Supplies and Services	Other Expenses	Transfers In/(Out)	Beginning Fund Balance 06/30/2021	Ending Fund Balance 06/30/2022
111E83	Emerging Shellfish Aquaculture		201,705			(102,786)	(98,919)			-	-
111E84	Offshore Wind Energy Dev in NH									-	-
111E92	SG: Regional Lobster Extension		18,213			(14,455)	(3,758)			-	-
111E93	Sea Grant Visioning Efforts									-	-
111E94	Fishing Gear Workshops		4,529			(3,009)	(1,520)			-	-
111E96	NH American Eel		39,275			(28,939)	(10,337)			-	(1)
111E97	ASV Funding		535,987			(18,223)	(517,765)			-	(1)
111F00	Saildrone Surveyor: Deep Ocean		296,397			(23,917)	(272,481)			-	(1)
111F01	CAMPI		80,618			(15,299)	(65,319)			-	-
111F02	Oil Database		15,976			(11,816)	(4,159)			-	1
111F04	ERMA FY20-21		29,241				(29,241)			-	-
111F05	Rainbow Smelt in NH	(4,763)	56,639			(20,843)	(31,033)			-	-
111F06	Seabirds as Indicators	(4,763)	41,351			(19,132)	(17,457)			-	(1)
111F07	Role of Dune Overtopping	(8,249)	83,269			(44,279)	(30,740)			-	1
111F08	Wastewater Treatment Processes	(3,382)	60,276			(18,664)	(38,230)			-	-
111F09	NH SG Grad Fellowship 2020									-	-
111F10	Tidal Marsh in Hampton		78,408			(44,590)	(33,819)			-	(1)
111F11	Furey Graduate Fellowship		7,727			(3,071)	(4,656)			-	-
111F12	Graduate Summer Fellowship									-	-
111F13	CV19 Aquaculture Supplement		11,200			(6,400)	(4,800)			-	-
111F14	Drivers of Temporal and Spatia	(6,030)	63,079			(37,502)	(19,548)			-	(1)
111F15	Lumpfish Broodstock Program		63,902			(31,260)	(32,642)			-	-
111F16	Oyster Enhancement & PFA									-	-
111F17	C19 Assessing Removal Efficacy		1,355			(1,125)	(230)			-	-
111F18	ICCORP		100,481			(74,320)	(26,161)			-	-
111F19	2021-22 NOAA Great Bay System		136,999			(98,816)	(38,183)			-	-
111F20	Channeled Whelk Fishery		73,162			(39,153)	(34,008)			-	1
111F21	B2S Industry Challenge: Enhanc	(1,455)	58,694			(22,517)	(34,722)			-	-
111F22	Continuation of the NOAA Joint	(135,583)	4,995,413			(3,025,199)	(1,834,902)			271	-
111F23	JHC Other Activities		859,127			(623,633)	(235,494)			-	-
111F24	IT Support NOAA - 3 users		2,297				(2,297)			-	-
111F25	Fiscal Year 2021 National Sea		30,842			(30,046)	(796)			-	-
111F26	Joint Hydrographic B. Calder		226,260				(226,260)			-	-
111F27	Joint Hydrographic V. Schmidt		24,473				(24,473)			-	-
111F28	Joint Hydrographic W Fessenden		251,551				(251,551)			-	-
111F29	Joint Hydrographic Brian Calde		5,528				(5,528)			-	-
111F30	Joint Hydrographic William Fes		5,345				(5,345)			-	-
111F31	NH Sea Grant CoastWise		106,721			(63,731)	(42,990)			-	-
111F32	Coastal Roundtable		8,734				(8,734)			-	-
111F33	French EDA		43,208			(34,292)	(8,916)			-	-
111F34	Seasonal Changes in Salt Marsh		5,000			(4,894)	(106)			-	-
111F35	CRRC-Research		9,561			(6,311)	(3,250)			-	-
111F36	NH Sea Grant Fellowship 2021		19,985			(8,649)	(11,336)			-	-
111F38	C19 Supp'l Funding		9,720			(7,715)	(2,006)			-	(1)
111F39	Integrating Ropeless Gear									-	-
111F40	Coastal Communities' Pavement	(5,882)	53,349			(30,991)	(16,475)			-	1
111F41	C-19 Accelerating Entrepreneur		11,924			(9,408)	(2,517)			-	(1)
111F42	CRRC Admin 2021-2026		36,776			(4,816)	(31,961)			-	(1)
111F43	Participant Support									-	-
111F44	Leveraging multi-species and m									-	-
111F45	IT Support for NOAA Employees		48,184				(48,184)			-	-
111F46	Coordinated Ocean Energy Exper		6,355				(6,355)			-	-
111F47	Supplement		79,158			(43,019)	(36,139)			-	-
111F48	CAMPRI		4,962				(4,962)			-	-
111F49	NH Sea Grant Omnibus 2022-2024									-	-

UNIVERSITY OF NEW HAMPSHIRE DURHAM
DETAILED SCHEDULE OF REVENUES, EXPENSES, AND TRANSFERS
FOR THE YEAR ENDED JUNE 30, 2022

Fund	Fund Title	Net Student Tuition	Grant Revenue[1]	Auxiliary Revenue	Appropriations & Other Revenue	Employee Compensation	Supplies and Services	Other Expenses	Transfers In/(Out)	Beginning Fund Balance 06/30/2021	Ending Fund Balance 06/30/2022
111F50	Dartmouth Subaward									-	-
111F51	Team Lump: Lumpfish Mapping Pr		10,396			(6,862)	(3,534)			-	-
111F52	NE Sea Vegetable Aquaculture		26,560			(16,786)	(9,774)			-	-
111F53	What Goes With the Flow?		11,124			(7,343)	(3,782)			-	(1)
111F54	Improving Vibrio Mgt in Oyster									-	-
111F55	Development and Evaluation of									-	-
111F56	Consortium for Advanced Space									-	-
111F57	NERRS Fellowship: Groundtruthi									-	-
112169	Models for Manufacturing	(4,050)	69,242			(38,117)	(27,075)			-	-
112180	Cycle of Ice-Ocean Interaction									-	-
112183	Monitoring Odontocete Shifts		17,836			(11,748)	(6,089)			-	(1)
112188	LF-VLF Radio Waves		34,779			(23,109)	(11,670)			-	-
112190	High Reynolds Numbers		75,996			(47,385)	(28,611)			-	-
112193	High-Frequency Scattering		23,346			(15,512)	(7,834)			-	-
112195	Underwater Munitions Pressure	(1,693)	46,921			(26,328)	(18,900)			-	-
112197	Exploitation of the CTBTO									-	-
112199	Cold Regions Operations									-	-
112200	The Origin of HF and VHF	(2,193)	108,843			(66,229)	(40,422)			-	(1)
112201	Synthetic Polymers		29,769			(19,780)	(9,989)			-	-
112204	Ocean Acoustics	(2,280)	300,646			(176,357)	(122,010)			-	(1)
112206	Temporal Changes Seafloor		114,401			(70,073)	(44,328)			-	-
112209	Upper Atmosphere Emulation Fac		3,195				(3,195)			-	-
112210	Next-Generation Neutron Imager		53,863			(252)	(53,611)			-	-
112211	Multi-Look SAS Techniques		87,020			(57,495)	(29,525)			-	-
112212	DURIP		304,656				(304,656)			-	-
112213	UUV-ASV System	(17,107)	111,025			(40,112)	(53,806)			-	-
112214	AEON in the NW Atlantic	(15,950)	1,250,640			(145,358)	(1,089,332)			-	-
112215	Application of EMD detection	(8,174)	333,735			(106,872)	(218,689)			-	-
112216	Acoustic Scattering from Biolo		67,440			(40,620)	(26,821)			-	(1)
112217	SeaBASS 2020		15,207			(8,041)	(7,166)			-	-
112218	Social Media Comprehension		183,653			(41,649)	(142,005)			-	(1)
112219	UNH GenCyber Camp		56,657			(28,633)	(28,024)			-	-
112220	Cold Region Sic and Tech.		172,375			(67,291)	(105,084)			-	-
112221	CLIN 0002		452,380			(157,019)	(295,360)			-	1
112222	Leitzel Center - Nickerson		5,696			(4,213)	(1,483)			-	-
112223	IPA, Navy		17,108			(16,979)			(130)	-	(1)
112224	Building a Comprehensive Train		129,165			(77,983)	(51,182)			-	-
112225	Microstructure design and proc	(2,910)	49,086			(24,011)	(22,165)			-	-
112226	Connecting the fluid free-surf	(17,107)	79,977			(35,621)	(27,249)			-	-
112227	Radio Interferometer For Thund		99,814			(1,356)	(98,458)			-	-
112228	0002 Goal 1 Task A-01-24-23		157,455			(62,921)	(94,533)			-	1
112229	0003 Goal II:2 Task A 1-24-23	(11,137)	121,988			(72,428)	(38,423)			-	-
112230	Enhancing a Comprehensive Trai		48,421			(31,452)	(16,969)			-	-
112231	Measuring and Modeling Interna		36,855			(24,166)	(12,689)			-	-
112232	Characterizing Ambient Ocean		33,311			(15,738)	(17,574)			-	(1)
112233	GOL II1 TskB 1-25-22 - 1-24-25		43,799			(29,103)	(14,697)			-	(1)
112234	GOL II1 TskC 1-25-22 - 1-24-25									-	-
112235	Gol II2 TskB 1-25-24 - 1-24-25									-	-
112236	Gol II1 TskE 1-25-24 - 1-24-25									-	-
112237	Gol II1 TskD 1-25-24 - 1-24-25									-	-
112238	Participant Support									-	-
114000	HUD Assisted DisableResidents		(135)			90	45			-	-
115111	Assessment of Offshore Sources									-	-
115132	ADEON		246,247			(97,535)	(148,711)			31,510	31,511
115142	Assessment: Offshore Sources 2		3,538			(2,351)	(1,187)			-	-

UNIVERSITY OF NEW HAMPSHIRE DURHAM
DETAILED SCHEDULE OF REVENUES, EXPENSES, AND TRANSFERS
FOR THE YEAR ENDED JUNE 30, 2022

Fund	Fund Title	Net Student Tuition	Grant Revenue[1]	Auxiliary Revenue	Appropriations & Other Revenue	Employee Compensation	Supplies and Services	Other Expenses	Transfers In/(Out)	Beginning Fund Balance 06/30/2021	Ending Fund Balance 06/30/2022
115145	Clean Air Act Effectiveness									-	-
115149	African American Exp NPS		28,094			(16,210)	(11,884)			-	-
115150	Ice Core Facility (NSF-ICF-SMO		736			(489)	(247)			-	-
115151	Nicrophorus Americanus		1,911				(1,911)			-	-
115152	Clean Air Act Effectiveness 2									-	-
115157	Oceaneering Lander Recovery									-	-
115158	Harmful Algal Blooms									-	-
115159	WRRC Administration Yr 5		8,688			(8,688)				-	-
115160	WRRC Info Transfer Yr 5		9,549			(9,549)				-	-
115161	WRRC Invasive Species Yr 5		2,441			(1,438)	(1,004)			-	(1)
115162	WRRC Real Time Monitoring Yr 5		975			(891)	(84)			-	-
115163	WRRC Water Quality Yr 5		(944)			944				-	-
115164	Netwinged and Deatwatch Beetle		7,852			(6,683)	(1,169)			-	-
115165	Clean Air Act Effectiveness 3		1,223			(416)	(807)			-	-
115166	Harmful Algal Blooms-A.Watts		3,076			(976)	(2,099)			-	1
115167	Perennial Pepperweed Partnersh		42,756			(35,204)	(7,552)			-	-
115168	NSF- ICF- Science Management O		56,537			(37,113)	(19,424)			-	-
115169	Assessing Effectiveness of Run		63,116			(43,987)	(19,129)			-	-
115170	Clear Air Act Effectiveness 4		202,448			(89,061)	(113,387)			-	-
115171	New England Cottontail Monitor		18,009			(12,340)	(5,669)			-	-
115172	NH Water Resources Research Ce		11,979			(11,479)	(500)			-	-
115173	McD Info Transfer		15,363			(13,363)	(2,000)			-	-
115174	McD Water Quality		18,601			(16,179)	(2,422)			-	-
115175	Ashcraft		10,403			(10,403)				-	-
115176	Lightbody		7,083			(6,742)	(341)			-	-
115177	McD Sensors		6,627			(3,505)	(3,056)	(66)		-	-
115179	YR 5 Start 5-29-2022		20				(20)			-	-
116120	Transitional Living Facility		9,092				(9,092)			-	-
116121	Hate Crime Investigations		182,637			(88,091)	(94,546)			-	-
116122	Investigating Child Pornography		71,661			(33,900)	(37,761)			-	-
116123	National Survey of Internet &		134,242			(71,519)	(62,724)			-	(1)
116124	Trends and New Directions		260,175			(117,741)	(142,434)			-	-
116125	Improving Outcomes for Domesti		65,803			(43,713)	(22,090)			-	-
116126	Victims of Technology- Facilit		243,927			(46,078)	(197,849)			-	-
116127	Improving the response to Vict		55,784			(13,850)	(41,934)			-	-
116128	Evaluation of Boston Area Rape		19,089			(12,391)	(6,698)			-	-
117001	OSHA Train-the-Trainer for You		25,823			(17,117)	(8,706)			-	-
117002	OSHA Capacity Building		101,697			(78,417)	(23,280)			-	-
11HLOC	DOA Hatch LOC									-	-
120080	FTA Transit Information Signage		14,000				(14,000)			-	-
120084	UNH Wildcat Transit Fleet									-	-
120085	UNH NH ARP Funding 2022									-	-
120LOC	DOT FTA LOC									-	-
13A095	Food Safety Modernization Act		193			(153)	(40)			-	-
13A102	Cold-Hardy Hydrangea Cultivars		8,325			(8,325)				-	-
13A103	Integration of Natural Product		12,361			(11,113)	(1,248)			-	-
13A105	2020 Spotted Wing Drosophila		3,120				(3,120)			-	-
13A107	Pesticide Applicator Training		15,718			(12,475)	(3,243)			-	-
13A109	Cooperative Extension Support		49,957			(3,849)	(46,109)			-	(1)
13A110	2021 IPM Program for Fruit and		59,181			(36,453)	(22,728)			-	-
13A112	State of New Hampshire Farm an		51,792			(28,661)	(23,130)			-	1
13A114	Building Compliance Skills		99,307			(76,127)	(23,180)			-	-
13A115	2022 IPM Fruit and Vegetable		9,959			(6,720)	(3,238)			-	1
13C006	2019 NH Forest Stewardship									-	-
13C007	2019 Urban Community Forestry									-	-

UNIVERSITY OF NEW HAMPSHIRE DURHAM
DETAILED SCHEDULE OF REVENUES, EXPENSES, AND TRANSFERS
FOR THE YEAR ENDED JUNE 30, 2022

Fund	Fund Title	Net Student Tuition	Grant Revenue[1]	Auxiliary Revenue	Appropriations & Other Revenue	Employee Compensation	Supplies and Services	Other Expenses	Transfers In/(Out)	Beginning Fund Balance 06/30/2021	Ending Fund Balance 06/30/2022
13C008	2020 New Hampshire Forest Stew		12,493			(9,915)	(2,578)			-	-
13C009	2020 Urban and Community Fores		430			(341)	(89)			-	-
13C011	2021 New Hampshire Forest Stew		71,904			(57,067)	(14,837)			-	-
13C012	2021 Urban & Community Forestr		79,855			(63,377)	(16,478)			-	-
13C013	2024-2028 NH Statewide Compreh		24,776			(18,085)	(6,691)			-	-
13D079	Teen Fatherhood Program		39,531						(39,531)	-	-
13D087	UNH-TRRE		33,374				(32,852)		(522)	-	-
13D090	Proposal Study School Funding		19,645						(19,645)	-	-
13D091	C19-iLearn NH		1,408,714			(555,297)	(853,416)			-	1
13D092	Independent Living Part B Acce		4,196			(3,104)	(1,092)			-	-
13D093	Youth Mental Health First Aid		260,800			(96,650)	(164,150)			-	-
13D094	UNH Upward Bound - Summer Food		5,549				(5,549)			-	-
13D095	VR - UNH4U		47,176			(34,435)	(12,741)			-	-
13D096	C19 Participant Support									-	-
13F089	Moose Population Dynamics		17,280			(15,027)	(2,254)			-	(1)
13F347	Ext Wildlife Conservation		2,528			(2,007)	(522)			-	(1)
13F348	Proj 1B-Coverts Training		805			(639)	(166)			-	-
13F349	ProjII: Taking Action Wildlife		1,575				(1,575)			-	-
13F350	ProjIII:TechAsst-SpeciesHabita									-	-
13F351	Proj IV: SGCN		525			(417)	(108)			-	-
13F352	Rainbow Smelt Resource		17,061				(17,061)			-	-
13F355	Genomic Tools for Understandin		5,638			(2,460)	(3,178)			-	-
13F356	EW139 Roseate		4,231			(3,358)	(873)			-	-
13F357	T23R2P9 Tern Mgt.		56,167			(41,768)	(14,399)			-	-
13F358	ST1206 Pred. Mgt.		745			(496)	(249)			-	-
13F360	Evaluating Furbearer Monitorin	(8,310)	74,634			(27,299)	(39,025)			-	-
13F362	Technical Information and Guid		78,090			(57,221)	(20,869)			-	-
13F363	Project II-Amanda Planning		30,486			(21,195)	(9,291)			-	-
13F364	Project III-Amanda Species Hab		18,559			(14,608)	(3,951)			-	-
13F365	Project IV-SGCN		12,794			(9,590)	(3,203)			-	1
13F366	Coverts		55,039			(37,855)	(17,184)			-	-
13F367	New Hampshire rainbow smelt re		1,975			(1,451)	(523)			-	1
13F368	Quantifying Furbearer Populati		25,491			(6,581)	(18,910)			-	-
13F369	Developing and Evaluating Nove		31,729				(31,729)			-	-
13G101	GRANIT FY20-21									-	-
13G102	GRANIT 21									-	-
13G103	FY 22 and FY 23 NH GRANIT - Ge		80,153			(56,396)	(23,757)			-	-
13GFN0	2009-2010 NH State Grant									250	250
13GFN1	2010-2011 NH State Grant									-	-
13GFN7	2006-2007 NH State Grant									-	-
13GFN8	2007-2008 NH State Grant									-	-
13GFN9	2008-2009 NH State Grant									500	500
13H245	STY-I Grant		164,710			(11,634)	(153,076)			-	-
13H248	Core FY19									-	-
13H254	NH Public Health Labs Study									-	-
13H255	Business Case Development									-	-
13H260	Pediatric Mental Health Care									-	-
13H261	Community Collaboration									-	-
13H262	Community Collaboration Yr 2									-	-
13H263	Core FY20		36				(36)			-	-
13H264	CORE FY20: OMBP									-	-
13H265	CORE FY20: Elec Health Records									-	-
13H266	CORE FY20: DPHS									-	-
13H267	CORE FY20: Oral Health									-	-
13H268	CORE FY20: State Opiod Respons		2,017			(1,754)	(263)			-	-

UNIVERSITY OF NEW HAMPSHIRE DURHAM
DETAILED SCHEDULE OF REVENUES, EXPENSES, AND TRANSFERS
FOR THE YEAR ENDED JUNE 30, 2022

Fund	Fund Title	Net Student Tuition	Grant Revenue[1]	Auxiliary Revenue	Appropriations & Other Revenue	Employee Compensation	Supplies and Services	Other Expenses	Transfers In/(Out)	Beginning Fund Balance 06/30/2021	Ending Fund Balance 06/30/2022
13H269	Epidemiological Support									-	-
13H272	Ed Tuition Partnership FY20									-	-
13H273	DD Council - Think College		1,729			(1,372)	(357)			-	-
13H274	FY20 Epidemiological Support		5,862				(5,862)			-	-
13H277	Harm Reduction Education									-	-
13H278	13H255 Large Vendors		86,601				(86,601)			-	-
13H283	Pedi Mental Health Yr 2 of 2		1,420				(1,420)			-	-
13H284	Harm Reduction Education FY21									-	-
13H285	NH SNAP-ED SFY21		7,034				(7,034)			-	-
13H286	No Wrong Door YR 3 of 3		23,715			(15,236)	(8,478)			-	1
13H287	Community Collab Year 3 of 3									-	-
13H288	CORE FY21: OMBP									-	-
13H289	CORE FY21: Elec Health Records									-	-
13H290	CORE FY21: DPHS									-	-
13H291	Epidemiological Support FY21									-	-
13H292	IOD Core FY21		(331)			316	14			-	(1)
13H295	Title IV Year 3 of 4									-	-
13H296	FY 21 Amend 3		9,800			(2,149)	(7,652)			-	(1)
13H297	Implicit Bias									-	-
13H298	C19 Emergency COVID Rapid Resp		32,611			(28,357)	(4,254)			-	-
13H301	IHPP CORE MOMM									-	-
13H303	C19 COVID-19 Sampling Testing		3,286,035				(3,286,035)			-	-
13H304	Year 3 of 5		321,950			(222,509)	(99,441)			-	-
13H305	STY-1 APG FY21		24,207			(5,506)	(18,701)			-	-
13H306	STY-1 FY21 SOR		70,053			(12,600)	(57,452)			-	1
13H307	SHA SHP FY22 FUNDS		106,972			(57,987)	(48,985)			-	-
13H308	EPI FY23 7-1-22 to 6-30-23									-	-
13H310	EPI FY22		80,545			(62,246)	(18,298)			-	1
13H311	C19 Childcare Study and Dev. C									-	-
13H312	C19 NH Statewide COVID-19 Poli									-	-
13H313	FY22		54,828			(34,056)	(20,772)			-	-
13H314	C-19 Safer at School Screening		11,024,550				(11,024,550)			-	-
13H319	Amy Hollar		248,552			(172,488)	(76,064)			-	-
13H320	C19 Waste Water Testing		148,000			(3,906)	(144,093)			-	1
13H321	Commum Collab Yrs 4 & 5		108,260			(83,502)	(24,758)			-	-
13H322	STY-1 FY22 SOR									-	-
13H323	STY-1APG FY22									-	-
13H324	CORE Fy22 Electronic Health Record		402,486			(148,769)	(253,717)			-	-
13H325	CORE MOMM		23,134			(20,117)	(3,017)			-	-
13H326	CORE OMBP FY22		351,811			(278,072)	(73,740)			-	(1)
13H327	CORE SOR FY22		215,709			(187,573)	(28,136)			-	-
13H328	IOD CORE FY22		244,354			(179,064)	(65,290)			-	-
13H329	Year 4 of 4	(67,218)	123,636			(33,409)	(23,010)			-	(1)
13H330	Year 2 funding		92,035			(65,100)	(26,935)			-	-
13H331	SNAP-Ed		588,631			(410,746)	(177,886)			-	(1)
13H332	C19 Covid-19 Vaccination Proje		115,011			(44,294)	(70,717)			-	-
13H333	Technical Assistance and Train		547,125			(203,258)	(343,867)			-	-
13H334	Drug Overdose Fatality Review		15,527			(11,334)	(4,193)			-	-
13H335	C19 COVID: Child Care Achievin		16,572			(16,185)	(387)			-	-
13H340	SOR FY23 7-1-22 - -6-30-23									-	-
13H341	HIT FY23 7-1-22 - 6-30-23									-	-
13H342	MOM FY23 7-1-22 - 6-30-23									-	-
13H343	OMBP FY23 7-1-22 - 6-30-23									-	-
13H344	C19 988 Rapid Res FY22 7-1-21		13,546			(11,779)	(1,767)			-	-
13H345	C19 988 Rapid Res FY23 7-1-22									-	-

UNIVERSITY OF NEW HAMPSHIRE DURHAM
DETAILED SCHEDULE OF REVENUES, EXPENSES, AND TRANSFERS
FOR THE YEAR ENDED JUNE 30, 2022

Fund	Fund Title	Net Student Tuition	Grant Revenue[1]	Auxiliary Revenue	Appropriations & Other Revenue	Employee Compensation	Supplies and Services	Other Expenses	Transfers In/(Out)	Beginning Fund Balance 06/30/2021	Ending Fund Balance 06/30/2022
13H346	Amend 2 SOR 9-30-21 to 3-14-23		16,380			(13,000)	(3,380)			-	-
13H347	C19 Millienium		27,700				(27,700)			-	-
13J075	Bringing uSafeUS to all NH Pos		6,340			(4,644)	(1,696)			-	-
13J076	C19 Coronavirous COVID-19		73,474				(73,474)			-	-
13J079	Bringing uSafeUS to all NH Pos		281,590			(147,177)	(134,412)			-	1
13R284	NHIRC FY18-19									-	-
13R293	NHIRC Admin SBIR STTR FY18		(7,855)				7,855			-	-
13R295	NHIRC FY19									-	-
13R296	NHIRC Admin SBIR STTR FY19		19,611				(19,611)			-	-
13R297	Diameter Bioreactor (VDB)		2,232			(2,158)	(74)			-	-
13R301	2019-2021 SBDC		(1,553)			1,553				-	-
13R302	NHIRC Admin SBIR-STTR		41,955			(37,068)	(4,887)			-	-
13R303	NHIRC Innovation Grants									-	-
13R304	NHIRC Dartmouth-Javelin		5				(5)			-	-
13R305	NHIRC Dagan		5,725			(5,725)				-	-
13R307	NHIRC Revision Military		(143)				143			-	-
13R308	NHIRC US Nanosulutions									-	-
13R309	NHIRC: Expanded Markets and Ca	(17,989)	52,658			(34,029)	(641)			-	(1)
13R310	NHIRC: Unmanned System Sensing	(7,248)	25,695			(18,447)				-	-
13R311	2021-2023 SBDC		387,639			(387,639)				-	-
13S066	Itelligence Liaison Officer		122			(122)				-	-
13S067	Intelligence Liaison Officer		97			(97)				-	-
13S070	2019 ILO #1		(5,723)			5,723				-	-
13S071	2019 ILO #2		21,369			(21,369)				-	-
13S076	C19 UNH Emergency Operations		3,675				(3,675)			-	-
13S077	Public Safety Interoperable Co									-	-
13S078	Skywatch Mobile Surveillance		15,620				(15,620)			-	-
13S079	LETPA-IL02		17,907			(17,907)				-	-
13S080	LETPA-IL01		30,078			(30,078)				-	-
13S081	Senior Leadership Table Top Ex		4,241				(4,241)			-	-
13S082	Senior Leadership Table Top Ex		4,810				(4,810)			-	-
13S083	2021 NH Seat Belt Observation		26,290			(17,536)	(8,754)			-	-
13S084	2021 NH Seat Belt Attitude Sur		6,509			(4,297)	(2,213)			-	(1)
13S085	Active Shooter Warm Zone EMS E		5,617				(5,617)			-	-
13S086	Security Cameras WTP		15,459				(15,459)			-	-
13S087	2021 FFW Law Enforcement Terro									-	-
13S088	2021 FFW Law Enforcement Terro		11,589			(11,589)				-	-
13S089	2022 Seat Belt Observation Sur		22,042			(17,193)	(4,849)			-	-
13T093	SADES RSMS		(28,481)			21,097	7,384			-	-
13T094	SADES Ped		5,165			(3,826)	(1,339)			-	-
13T096	SADES Stream		5,836			(4,323)	(1,513)			-	-
13T097	SADES Research									-	-
13T098	SADES Pavement		3,658			(2,709)	(948)			-	1
13T099	Permeafor	(1,799)	9,937			(2,187)	(5,951)			-	-
13T100	RAC-Smart Rock	(7,196)	32,597			(14,266)	(11,135)			-	-
13T101	Culvert Low Flow Hydraulics		7,284			(5,781)	(1,503)			-	-
13T102	Monitoring Engineered Log Jam		10,466			(7,950)	(2,517)			-	(1)
13T105	Forecast Bridge Condition									-	-
13T106	SADES Guardrail		11,020			(8,163)	(2,857)			-	-
13T107	SADES Signs									-	-
13T108	T2 Workshops		61,236			(27,850)	(33,386)			-	-
13T109	T2-Outreach		25,841			(16,205)	(9,636)			-	-
13T110	T2-SADES		18,688			(12,752)	(5,936)			-	-
13T111	SADES Training		8,829			(6,540)	(2,289)			-	-
13T112	SADES Support		14,237			(10,546)	(3,691)			-	-

UNIVERSITY OF NEW HAMPSHIRE DURHAM
DETAILED SCHEDULE OF REVENUES, EXPENSES, AND TRANSFERS
FOR THE YEAR ENDED JUNE 30, 2022

Fund	Fund Title	Net Student Tuition	Grant Revenue[1]	Auxiliary Revenue	Appropriations & Other Revenue	Employee Compensation	Supplies and Services	Other Expenses	Transfers In/(Out)	Beginning Fund Balance 06/30/2021	Ending Fund Balance 06/30/2022
13T115	Statewide GRANIT GIS Services									-	-
13T116	SADES Task Order #012 Detailed CCDS		6,004			(4,447)	(1,557)			-	-
13T117	TASK 01 Ordr 02-17-21-03-15-21		11,477			(6,489)	(4,988)			-	-
13T118	New Hampshire National Summer		38,959			(23,364)	(15,595)			-	-
13T119	Use of drilling parameters for	(2,962)	12,038			(5,523)	(3,553)			-	-
13T120	WQ Test Site & Public Outreach		39,411			(19,484)	(19,927)			-	-
13T121	New Hampshire 2021 Orthi Colle		2,016			(1,491)	(525)			-	-
13T122	LTAP Workshops		112,756			(68,083)	(44,673)			-	-
13T123	LTAP Outreach Services		84,353			(58,806)	(25,547)			-	-
13T124	SADES Maintenance		105,151			(68,502)	(36,649)			-	-
13T126	NH National Summer Transportat		2,162			(899)	(1,263)			-	-
13T127	Participant Support		162				(162)			-	-
13V204	PTAPP: Phase 3		21,883			(19,894)	(1,989)			-	-
13V205	Nature-Based Coastal Infra		5,714			(3,676)	(2,038)			-	-
13V206	Regional Resilience, NH Monit									-	-
13V219	Great Bay Waterbody		3,453			(3,139)	(314)			-	-
13V224	Nutrient Pollution Implement		47,308			(38,639)	(8,670)			-	(1)
13V229	Leveraging Natural Resources		7,721			(6,086)	(1,635)			-	-
13V240	Monitoring Seagrass Health									-	-
13V241	Estuarine Water Quality									-	-
13V242	National Coastal Assessment									-	-
13V243	Coastal Communities & Climate									-	-
13V244	Stone Wall Mapper Training		19			(15)	(4)			-	-
13V245	Volunteer Beach Profiling		2,667			(2,103)	(564)			-	-
13V246	Volunteer Beach Profiling-LW		561			(445)	(116)			-	-
13V247	Maintaining and Enhancing the									-	-
13V249	Estuarine Monitoring Capital B		18,569				(18,569)			-	-
13V250	Surficial Geology Legacy		3,786			(2,800)	(986)			-	-
13V251	NHDES SNHWS Nitrification Stud	(3,630)	32,552			(15,642)	(13,280)			-	-
13V253	UNH Model Review and Drought		(2,530)			1,871	659			-	-
13V254	Scaling Up Living Shoreline St		153,934			(100,712)	(53,221)			-	1
13V255	NHDES field season 2021									-	-
13V256	Raymond Grizzle Fund		15,194			(12,479)	(2,715)			-	-
13V257	Thomas Gregory Fund		45,942			(32,516)	(13,426)			-	-
13V258	David Burdick Fund		25,967			(19,202)	(6,765)			-	-
13V259	Michael Routhier Fund		14,623			(12,186)	(2,437)			-	-
13V260	Coastal Viewer		10,704			(5,901)	(4,803)			-	-
13V261	Volunteer Beach Profiling YR 6		33,273			(25,521)	(7,752)			-	-
13V262	Larry Ward		28,821			(21,894)	(6,927)			-	-
13V263	Coastal Communities and Climat		12,498			(9,919)	(2,579)			-	-
13V264	NH Environmental Health Study		83,115			(37,173)	(45,942)			-	-
13V265	Advancing scale-appropriate cl		32,807			(25,957)	(6,850)			-	-
13V266	Lead in School and Childcare F									-	-
13V267	Flood Smart Seacoast		5,196			(4,124)	(1,072)			-	-
13V268	Nitrogen Loading Indicator for		10,218			(8,515)	(1,703)			-	-
13V269	Assessments and Prioritixzatio		8,773			(5,791)	(2,982)			-	-
13V270	NHDES Field Season 2021		13,185				(13,185)			-	-
13V271	Completing Stream Crossing		26,740			(16,278)	(10,462)			-	-
13V272	Running HAB samples for NHDES									-	-
13V273	Maintaining and Enhancing the									-	-
13V274	2022 NHDES Shellfish Vibrio An									-	-
13Z150	Website nhhealthcost.nh.gov		13,508			(9,991)	(3,517)			-	-
13Z159	Agency Map Viewers Pilot Proje		9,954			(7,362)	(2,591)			-	1
13Z162	GRANIT Clearinghouse Enhanceme		215,535			(139,227)	(76,308)			-	-
13Z163	C19 CARES Act Support for UNH		400			(296)	(104)			-	-

UNIVERSITY OF NEW HAMPSHIRE DURHAM
DETAILED SCHEDULE OF REVENUES, EXPENSES, AND TRANSFERS
FOR THE YEAR ENDED JUNE 30, 2022

Fund	Fund Title	Net Student Tuition	Grant Revenue[1]	Auxiliary Revenue	Appropriations & Other Revenue	Employee Compensation	Supplies and Services	Other Expenses	Transfers In/(Out)	Beginning Fund Balance 06/30/2021	Ending Fund Balance 06/30/2022
13Z164	The New Hampshire Italian Amer		1,019			(378)	(642)			-	(1)
13Z165	Finding Home: Portraits and Me		6,750				(6,750)			-	-
13Z166	C19 COVID 19- NH City and Town		122,076			(20,603)	(101,473)			-	-
13Z167	NH Purchasers Group on Health		7,055			(6,135)	(920)			-	-
13Z168	NH Listens Facilitator Trainin		6,600			(5,406)	(1,194)			-	-
13Z169	2022 UNH Attitude Survey									-	-
13ZG21	2020-2021 Governor's Scholarship Pr									-	-
13ZG22	2021-2022 Governor's Scholarship	(671,500)	671,500							-	-
13ZGNM	NHHEAF Mini-Grants									-	-
13ZU21	2020-2021 UNIQUE Grant									-	-
13ZU22	2021-2022 UNIQUE Grant	(615,502)	615,502							-	-
143339	CRaTER Science Mission Phase		976,909			(437,825)	(539,084)			-	-
143352	CRaTER EPO									-	-
143441	COMPTEL Albedo		8,140				(8,140)			-	-
143442	Non-Maxwellian Distributions									-	-
143448	Snow and Soil Interactions		422			(281)	(142)			-	(1)
143455	Western Lake Erie Responses		64,435			(3,442)	(60,993)			-	-
143459	Helium in the Solar Wind		14,480			(9,621)	(4,859)			-	-
143460	From Archea to the Atmosphere		27,645			(1,955)	(25,690)			-	-
143462	Neutron Spectrometer Technique		22,677			(14,485)	(8,192)			-	-
143463	Investigating Interannual Fres									-	-
143464	Suprathermal Ion Populations		133,109			(81,845)	(51,264)			-	-
143467	Storm Enhanced Density		140,528			(38,265)	(102,263)			-	-
143468	Near-Earth Plasma Sheet		30,422			(1,112)	(29,310)			-	-
143469	GLOBE SRS		67,195			(30,902)	(36,293)			-	-
143470	Diamond Scattering Detectors		122,008				(122,008)			-	-
143472	EPSCoR-Antifreeze Proteins		13,311			(6,283)	(7,028)			-	-
143473	Tsavalas EPScOR		3,042			(2,021)	(1,021)			-	-
143474	Varga EPScOR		8,049				(8,049)			-	-
143475	Kilonovae Light Curves	(1,096)	139,493			(18,174)	(120,223)			-	-
143477	Plasma Flows Around the Helios		61,526			(40,881)	(20,645)			-	-
143480	LAMP		76,815			(24,852)	(51,963)			-	-
143482	Kelvin-Helmholtz Waves		12,580			(8,359)	(4,221)			-	-
143483	Pickup-Ion-Driven Turbulence		162,097			(107,406)	(54,691)			-	-
143484	SeaWinds on QuikSCAT		116,318			(75,197)	(41,120)			-	1
143486	Synthetic Diamond Cherenkov		183,102			(98,248)	(84,854)			-	-
143487	ESDR of the Ocean Surface Wind		62,292			(41,390)	(20,902)			-	-
143488	Dynamo 2		(9,169)			(21,151)	30,320			-	-
143490	Ion Composition Control Factor	(4,385)	305,498			(187,713)	(113,400)			-	-
143494	C-SWEPA Modules 1 Year									-	-
143495	NH NASA EPSCoR RID 19-20		158,491			(89,120)	(69,371)			-	-
143496	Low-Energy Compton Imager	(4,385)	454,461			(104,115)	(345,961)			-	-
143497	Polar Wind Ambipolar Electric	(8,278)	129,391			(38,091)	(83,023)			-	(1)
143498	Hybrid Simulations Turbulence		180,591			(119,002)	(61,589)			-	-
143501	CMEs and SEPs		113,070			(35,982)	(77,088)			-	-
143502	TWINS and SWMF									-	-
143503	TWINS and SWMF-No F&A									-	-
143505	H-ECIP Proposal	(7,473)	164,667			(72,071)	(85,123)			-	-
143506	Scientist-in-the-Loop Event		7,160			(4,758)	(2,403)			-	(1)
143507	Downstream Acceleration		162,402			(66,368)	(96,034)			-	-
143508	Parametric Instability	(8,095)	204,931			(85,552)	(111,284)			-	-
143509	Wind's Contributions at 1 AU		43,082			(28,209)	(14,873)			-	-
143510	Neutron Spectrometers Techniq		95,391			(57,129)	(38,261)			-	1
143511	Aeronomy at Earth		(4,682)				4,682			-	-
143512	1.0 Project Management		787,678			(469,972)	(317,705)			-	1

UNIVERSITY OF NEW HAMPSHIRE DURHAM
DETAILED SCHEDULE OF REVENUES, EXPENSES, AND TRANSFERS
FOR THE YEAR ENDED JUNE 30, 2022

Fund	Fund Title	Net Student Tuition	Grant Revenue[1]	Auxiliary Revenue	Appropriations & Other Revenue	Employee Compensation	Supplies and Services	Other Expenses	Transfers In/(Out)	Beginning Fund Balance 06/30/2021	Ending Fund Balance 06/30/2022
143513	Magnetospheric Field & Plasmas	(18,275)	120,950			(67,639)	(35,036)			-	-
143514	Exploring the Effects of Water		128,597			(84,496)	(44,100)			-	1
143515	LEADER		156,443			(101,449)	(54,994)			-	-
143516	TOMEXplus		384,413			(17,133)	(367,280)			-	-
143517	2.0 Systems Engineering		732,138			(194,915)	(537,223)			-	-
143518	3.0 Safety & Misc Assurance		112,459				(112,459)			-	-
143519	4.1 Science (D1 & DP1)		106,777			(60,554)	(46,223)			-	-
143520	RAADFRG									-	-
143522	Solar Wind Observations		489,295			(302,926)	(186,369)			-	-
143523	Expansion of CMEs		58,317			(36,379)	(21,938)			-	-
143525	CLUSTER EDI		3,453			(1,355)	(2,098)			-	-
143526	Modeling and Data Assimilation		9,879			(6,564)	(3,315)			-	-
143527	Salinity in NW Atlantic Shelf		137,626			(46,054)	(91,572)			-	-
143528	LEAP - Phase A		(7,035)			(5,139)	12,174			-	-
143529	NH Space Grant Consortium Opp.		715,056			(110,066)	(604,990)			-	-
143530	NASA Internships Fellowships	(10,560)	82,466			(71,906)				-	-
143531	David Justice		19,044			(15,870)	(3,174)			-	-
143532	IMAP Student Collaboration	(14,180)	669,307			(223,745)	(431,381)			-	1
143533	IMAP Service Providers		54,885				(54,885)			-	-
143534	MMS, THEMIS and TWINS		106,869			(51,483)	(55,386)			-	-
143536	SWOT		132,578			(57,329)	(75,249)			-	-
143537	Smoke on the Water: Lake-based		122,542			(22,099)	(100,443)			-	-
143538	A Dynamic, Emperical Inner-Mag		31,840			(21,011)	(10,829)			-	-
143539	Soil Moisture and Earthquakes		66,130			(43,940)	(22,190)			-	-
143540	Modelling the GIC Response		123,057			(37,975)	(85,082)			-	-
143541	The role of O+ on reconnection	(4,385)	176,493			(64,384)	(107,724)			-	-
143542	HelioSwarm		243,423			(220,911)	(22,513)			-	(1)
143543	Pre-Launch Science		9,912				(9,912)			-	-
143544	Instrument Management									-	-
143545	System Engineering									-	-
143547	Polarimeter Modules (LPM)		1,945			(1,945)				-	-
143548	Shields									-	-
143549	Central Electronics Box (CEB)		4,948			(4,948)				-	-
143550	Reserves									-	-
143551	dbprocessing: Space Science Data		12,069			(8,019)	(4,050)			-	-
143553	Ice Regimes on Arctic Ocean		50,905			(31,396)	(19,508)			-	1
143554	Open-source software to suppor		67,215			(44,092)	(23,123)			-	-
143555	Investigating the Structure of		93,050			(58,891)	(34,160)			-	(1)
143556	Lightening Advisory Panel 2021		11,167			(8,151)	(3,016)			-	-
143557	Direct Estimates of Biogeochem		16,475			(10,947)	(5,528)			-	-
143558	4.2 Science Team									-	-
143559	5.1 Instrument Mgmt and Missio		3,878,804				(3,878,804)			-	-
143560	5.2 Instrument Systems Enginee		5,192,242				(5,192,242)			-	-
143561	5.3 Opto Mechanical Assemblies		4,782,424				(4,782,424)			-	-
143562	5.4 Focal Plane Assemblies		155,986				(155,986)			-	-
143563	5.5 Electronics Flight Softwar		7,284,352				(7,284,352)			-	-
143564	7.0 Instrument Operations		514,535			(97,394)	(417,141)			-	-
143567	Reserve									-	-
143568	Increasing the dynamic range	(3,370)	103,779			(63,365)	(37,044)			-	-
143569	C19 Supplement		116,716			(76,505)	(40,211)			-	-
143570	Rocket Experiment for Neutral		152,872			(37,664)	(115,208)			-	-
143571	Science Organizing Committee M		30,714			(20,408)	(10,306)			-	-
143572	Development and Testing of a L	(4,385)	34,847			(30,462)				-	-
143573	Thermal-ion plasma instabiliti		121,286			(77,155)	(44,131)			-	-
143574	10.1 I and T Instrument		2,175			(1,436)	(739)			-	-

UNIVERSITY OF NEW HAMPSHIRE DURHAM
DETAILED SCHEDULE OF REVENUES, EXPENSES, AND TRANSFERS
FOR THE YEAR ENDED JUNE 30, 2022

Fund	Fund Title	Net Student Tuition	Grant Revenue[1]	Auxiliary Revenue	Appropriations & Other Revenue	Employee Compensation	Supplies and Services	Other Expenses	Transfers In/(Out)	Beginning Fund Balance 06/30/2021	Ending Fund Balance 06/30/2022
143576	NICER Neutron Stars with Dark		57,790			(38,145)	(19,645)			-	-
143577	Solar Neutron TRACKing (SONTRA		11,614			(5,218)	(6,396)			-	-
143578	Low- Temperature Comparative P		70,269				(70,269)			-	-
143579	Low Temp Comparative Jacobs									-	-
143580	New Hampshire EPSCoR Research									-	-
143581	Low-resource Winds Instrumenta		18,401			(12,146)	(6,255)			-	-
143582	A multi-instrument study of di		22,127			(14,605)	(7,522)			-	-
143583	Augmentation									-	-
143584	RENU3 Clemmons		6,551			(4,353)	(2,198)			-	-
143585	Models of Kilonova and Gamma R		13,255			(8,749)	(4,506)			-	-
143586	Phase B Prep		61,177			(33,850)	(27,327)			-	-
143588	Lightning Advisory Panel (LAP)		8,400			(6,131)	(2,268)			-	1
143589	The Ion Strahl and Its Contrib									-	-
145019	C19 IMLS Emphathy Project		46,193			(9,307)	(36,887)			-	(1)
145020	UNH Museum of Art Collection									-	-
147737	Luquillo CZO		50,361			2,997	(53,358)			-	-
147760	The Living Bridge		18,449			(5,685)	(12,764)			-	-
147778	TEAM Scholars		29,879			(2,158)	(27,721)			-	-
147779	GOALI: HIP-SWaD		2,090			(958)	(1,133)			-	(1)
147784	REU GOALI HIP-SWAD		6,910				(6,910)			-	-
147793	Basin Scale Forcing									-	-
147807	REU Living Bridge									-	-
147823	Defining Stream Biomes		7,279			(4,935)	(2,344)			-	-
147833	RNA Dynamics		141,132			(87,126)	(54,006)			-	-
147834	I-Corps Sites Program									-	-
147839	Turbulence & Computing		7,544			(5,114)	(2,429)			-	1
147843	Acid Deposition&Forest H2O Use		9,490			(6,434)	(3,056)			-	-
147854	Role of Intermittency & Shear		(1,399)			929	469			-	(1)
147869	Physics for the Life Sciences		7,012			(4,659)	(2,353)			-	-
147871	Sponges and their Microbiomes		54,812			(25,198)	(29,614)			-	-
147873	Magnetosphere Plasma Entropy		21,313			(14,162)	(7,152)			-	(1)
147876	Adding Animals to the Equation	(9,665)	89,278			(45,106)	(34,506)			-	1
147877	Biological Diversity Influence		125,993			(83,446)	(42,547)			-	-
147881	CRII: CHS: Robot Learns									-	-
147882	Organic Alkalinity		106,028			(47,977)	(58,051)			-	-
147883	CRII: CHS: REU									-	-
147886	REU Supplement-RNA Dynamics									-	-
147888	Chip Integrity and Security	(15,044)	101,870			(52,633)	(34,193)			-	-
147889	Modeling Fracture:Haxagon Metl	(2,910)	82,962			(31,785)	(48,267)			-	-
147890	I-Corps Participant Support									-	-
147891	Color Pattern Divergence									-	-
147894	RET SITE: Rise UP		51,573			(19,449)	(32,124)			-	-
147895	The Living Bridge: Part. Sup.									-	-
147896	CREST: Teacher Success	(62,490)	81,619			(12,918)	(6,210)			-	1
147899	Enhancing Prep of Secondary		19,260			(10,422)	(8,839)			-	(1)
147900	Proton Exchange Membrane Cell									-	-
147901	Role of Inhomogeneities	(2,193)	61,208			(34,177)	(24,838)			-	-
147902	Participant Support		1,448				(1,448)			-	-
147903	Landscape Scale Detection		36,394			(12,835)	(23,559)			-	-
147904	Legal Socialization Model		13,316			(2,400)	(10,916)			-	-
147905	RPA-Directed Repair of DNA									-	-
147906	3D Woven Composites Stresses		9,132				(9,132)			-	-
147907	Next Generation: Deep Drawing		39,888			(9,768)	(30,120)			-	-
147908	Invasive Species Management		4,300			(2,857)	(1,443)			-	-
147909	Solar-Driven Hydrogenation CO2	(2,193)	54,832			(15,625)	(37,015)			-	(1)

UNIVERSITY OF NEW HAMPSHIRE DURHAM
DETAILED SCHEDULE OF REVENUES, EXPENSES, AND TRANSFERS
FOR THE YEAR ENDED JUNE 30, 2022

Fund	Fund Title	Net Student Tuition	Grant Revenue[1]	Auxiliary Revenue	Appropriations & Other Revenue	Employee Compensation	Supplies and Services	Other Expenses	Transfers In/(Out)	Beginning Fund Balance 06/30/2021	Ending Fund Balance 06/30/2022
147910	Ecosystem Phenology Feedbacks		113,096			(75,147)	(37,949)			-	-
147911	Ultrafine-Laminated Structures									-	-
147913	Distributed Water and Energy	(1,455)	64,474			(40,413)	(22,606)			-	-
147915	SPRINGS		4,743				(4,743)			-	-
147916	Air-Sea CO2 Flux Measurements		19,282			(12,812)	(6,470)			-	-
147917	Bias Intervention Guide & Tool		126,095			(74,744)	(51,351)			-	-
147918	NSF Includes DDLP:		8,580			(4,992)	(3,588)			-	-
147921	Managing Hardware Security		(2,362)			1,150	1,212			-	-
147922	Longitudinal Impact of PLTL		21,095			(13,652)	(7,444)			-	(1)
147923	Phase 2 of the SIPN		4,214				(4,214)			-	-
147926	The Finishers Program	10,000	(545)			(5,492)	(3,962)			-	1
147928	Participant Support	(187,000)	187,000							-	-
147930	Teton Range Tectonic Activity		3,796				(3,796)			-	-
147936	GEM Workshop Coordination		332,532			(50,880)	(281,652)			-	-
147938	RUE Supplemnt 2: RNA Dynamics									-	-
147941	Participant Support									-	-
147942	Participant Support									-	-
147943	3D Woven Composites Supplement									-	-
147945	Col Res: RUI: Hagfish Slime		56,629			(21,518)	(35,111)			-	-
147948	Braided Tensor Categories		15,040			(9,993)	(5,047)			-	-
147949	Lacustrine Microbialite Carbon	(2,193)	33,295			(17,215)	(13,888)			-	(1)
147950	Conjugate Area Array Expmnt	(4,385)	152,477			(94,982)	(53,110)			-	-
147951	A Lengthening Vernal Window		30,611			(19,219)	(11,392)			-	-
147952	Amendment 009 Supplement		4,700				(4,700)			-	-
147953	RII-Track 1 Management		476,546			(221,564)	(254,981)			-	1
147954	RII-Track 1 E.Berda	(3,333)	87,659			(55,290)	(29,036)			-	-
147955	RII-Track 1 M.Knezevic	(2,280)	90,563			(48,895)	(39,388)			-	-
147956	RII-Track 1 J.Tsavalas	(1,140)	87,817			(53,967)	(32,710)			-	-
147957	Energy Harvesting Models		65,294			(43,385)	(21,909)			-	-
147958	Robust Reinforcement	(18,017)	185,556			(111,023)	(56,517)			-	(1)
147959	TundraPEAT		31,709			(21,069)	(10,640)			-	-
147961	Wyatt Shell NSF GRFP									-	-
147962	Excess Funding GRFP									-	-
147964	Multi-Messenger Emission		3,528			(2,344)	(1,184)			-	-
147965	Chemistry for the Community		21,358			(13,652)	(7,707)			-	(1)
147966	PFI-TT: Aqueous Stationary									-	-
147967	RII Track-2FEC: GECO	(8,310)	762,231			(169,800)	(584,121)			-	-
147968	Protein Evolution	(2,978)	77,700			(36,120)	(38,602)			-	-
147969	GP-Extra: Closes Gap		40,825			(15,355)	(25,470)			-	-
147970	RII Track-4 Next Gen Climate		12,325			(8,996)	(3,329)			-	-
147971	RII Track-4: Winter Weather		15,087			(10,828)	(4,258)			-	1
147972	Dissolved Organic Phosphorus	(2,471)	24,282			(14,493)	(7,319)			-	(1)
147973	Wind-Driven Exchange		23,431			(15,569)	(7,862)			-	-
147974	MRI: NMR Spectrometer		(1)				1			-	-
147975	4D Variations in Stress		190,344			(68,470)	(121,875)			-	(1)
147976	FW-HTF Theme 2	(8,174)	103,482			(55,709)	(39,599)			-	-
147978	Precip. Atmospheric NOx & O3		16,418			(6,641)	(9,777)			-	-
147979	RII-Track 1 Communication									-	-
147980	RII-Track 1 Partnerships		118,127			(78,490)	(39,637)			-	-
147981	RII-Track 1 Subawards		940,602				(940,602)			-	-
147982	RII-Track 1 Hale Learning Opps		22,663			(15,059)	(7,605)			-	(1)
147983	RII-Track 1 Hale Scholars		15,108			(10,038)	(5,069)			-	1
147984	RII-Track 1 Hale Course Dev.		7,562			(5,025)	(2,537)			-	-
147985	RII-Track 1 Hale REU WKFD		7,740			(5,023)	(2,716)			-	1
147986	RII-Track 1 Hale REU Diversity		15,254			(10,006)	(5,249)			-	(1)

UNIVERSITY OF NEW HAMPSHIRE DURHAM
DETAILED SCHEDULE OF REVENUES, EXPENSES, AND TRANSFERS
FOR THE YEAR ENDED JUNE 30, 2022

Fund	Fund Title	Net Student Tuition	Grant Revenue[1]	Auxiliary Revenue	Appropriations & Other Revenue	Employee Compensation	Supplies and Services	Other Expenses	Transfers In/(Out)	Beginning Fund Balance 06/30/2021	Ending Fund Balance 06/30/2022
147987	RII-Track 1 Varner Mentorship		50,473			(29,537)	(20,936)			-	-
147988	RII-Track 1 B.Kinsey Res. 1	(1,140)	150,957			(84,923)	(67,912)			-	(3,018)
147989	RII-Track 1 J. Ha	(1,140)	89,301			(43,492)	(44,669)			-	-
147990	RII-Track1 BK ComputerModeling		54,886				(54,886)			-	-
147991	RII-Track 1 BK Core Facilities		78,714				(78,714)			-	-
147992	RII-Track 1 J. Tsavalas	(1,140)	18,948			(10,824)	(6,984)			-	-
147993	RII-Track 1 K.Jeong		177,723			(95,349)	(82,374)			-	-
147994	RII-Track 1 Y.Li									-	-
147995	RII-Track 1 I.Tsukrov	(3,420)	118,459			(75,367)	(39,672)			-	-
147996	RII-Track 1 H.Vashisth		106,254			(61,117)	(45,137)			-	-
147997	Sequential Motion	(11,638)	146,294			(87,613)	(47,043)			-	-
147998	RII Track-2FEC: GECO: S.Hale		15,107			(10,038)	(5,069)			-	-
147999	Fine-grained Knowledge	(15,709)	65,408			(33,023)	(16,676)			-	-
147A01	Arctic Village Dynamics									-	-
147A02	CAREER: An Integrated Platform	(8,995)	123,979			(61,949)	(53,036)			-	(1)
147A03	RNA Dynamic ParticipantSupport									-	-
147A04	GRFP: Alexandria Hidrovo									-	-
147A05	GRFP: Sydney Birch	(6,941)	44,598			(29,832)			(7,825)	-	-
147A08	Experimental Search: QuantGrav									-	-
147A09	REU Supplement		1,598			(1,598)				-	-
147A11	CR: Multibeam Sonar Systems		78,430			(50,134)	(28,296)			-	-
147A12	Student Scholarships	(55,000)	55,000							-	-
147A13	Col Res: Transport Processes		21,837			(703)	(21,135)			-	(1)
147A14	Col Res: Summit Station		69,004			(45,830)	(23,175)			-	(1)
147A16	Part Support-Summer Tuition	(21,313)	21,313							-	-
147A17	Col Res: Tree-Ring Data		140,193			(73,372)	(66,821)			-	-
147A18	EPSCoR Part. Sppt. WKFD		70,694				(70,694)			-	-
147A19	ArcticGRO		37,305			(18,280)	(19,025)			-	-
147A20	Collab Res: Sea-Level Rise		38,809			(12,237)	(26,573)			-	(1)
147A21	AccelNet: ICNet Global	(1,964)	120,480			(54,857)	(63,660)			-	(1)
147A22	GRFP: Emily Snowman		7,215						(7,215)	-	-
147A23	GRFP: Savannah DeVoe	(4,525)	38,265			(33,740)				-	-
147A24	GRFP: Samuel Palmer									-	-
147A25	Acquisition Computer Cluster		(1)				1			-	-
147A26	Collab. Res. Digitization TCN		14,312			(9,287)	(5,025)			-	-
147A27	Pathways to Professions Biosci	(10,000)	31,962			(14,533)	(7,429)			-	-
147A28	Mobilizing Our Coastal Commun		61,066			(40,375)	(20,691)			-	-
147A29	Seed Funds		28,503				(28,503)			-	-
147A30	Part Sppt-Div & Educ									-	-
147A31	I.Tsukrov Res. 3 TP									-	-
147A32	147A32 - RII-Track 1, Linqing Li	(1,140)	58,452			(27,947)	(29,364)			-	1
147A33	CEPS New Fac Res 2									-	-
147A34	CR:GOALI: Strain Gradient	(13,448)	72,494			(37,118)	(21,928)			-	-
147A35	CR: Exopolymer & Phytoplankton	(11,934)	166,857			(99,094)	(55,829)			-	-
147A36	SitS NSF UKRI	(16,670)	67,091			(26,852)	(23,569)			-	-
147A37	Nitrogen & Carbon Cycles	(10,665)	52,750			(25,417)	(16,668)			-	-
147A38	DASI Track 2: SWUG		49,915			(28,407)	(21,508)			-	-
147A39	Seed Funding: Intro to Biofab		2,255				(2,255)			-	-
147A40	RII Track-4 Making Galaxies		54,403			(7,216)	(47,187)			-	-
147A41	RII Track-4 Canary Watershed		47,425			(35,845)	(11,580)			-	-
147A42	Land-to-Water Transport	(14,203)	63,374			(30,518)	(18,653)			-	-
147A43	Plasma Sheet Bubbles		89,052			(40,104)	(48,948)			-	-
147A44	Soil Warming & Forest Ecosys.		52,130			(34,638)	(17,492)			-	-
147A45	Seed		12,082				(12,082)			-	-
147A46	147888-REU 2									-	-

UNIVERSITY OF NEW HAMPSHIRE DURHAM
DETAILED SCHEDULE OF REVENUES, EXPENSES, AND TRANSFERS
FOR THE YEAR ENDED JUNE 30, 2022

Fund	Fund Title	Net Student Tuition	Grant Revenue[1]	Auxiliary Revenue	Appropriations & Other Revenue	Employee Compensation	Supplies and Services	Other Expenses	Transfers In/(Out)	Beginning Fund Balance 06/30/2021	Ending Fund Balance 06/30/2022
147A47	N. Padhye NH BioMade Seed		47,223			(22,511)	(24,712)			-	-
147A48	Y. J. Kim NH BioMade Seed		12,061			(3,669)	(8,392)			-	-
147A49	Boolean-Arithmetic Obfuscated		33,459			(20,447)	(13,012)			-	-
147A50	CAREER: Teach Mathematics		226,694			(146,304)	(80,390)			-	-
147A51	CR:GOALI: Strain Gradient PS									-	-
147A52	Quasilinear Dissipation		65,151			(43,290)	(21,861)			-	-
147A53	CR:Quantification Larval Disp	(4,385)	104,231			(52,649)	(47,198)			-	(1)
147A54	C19 FW-HTF Theme 2		2,660			(1,768)	(893)			-	(1)
147A55	Glaciation Peruvian Andes		6,985				(6,985)			-	-
147A56	Andean- Amazonian Watershed		77,734			(6,554)	(71,180)			-	-
147A57	Making Noyce in NH		270,610			(71,876)	(198,734)			-	-
147A58	Developing an ab initio Model		93,979			(59,721)	(34,258)			-	-
147A59	A Neural Network Model		148,486			(98,662)	(49,824)			-	-
147A60	Impacts on Northwest Atlantic	(10,310)	86,169			(37,523)	(38,336)			-	-
147A61	RAPID: Impacts of Godzilla dus		88,275			(38,684)	(49,592)			-	(1)
147A62	Ice Core from Hercules Dome		30,340			(15,419)	(14,920)			-	1
147A63	Kinetic Flux Rope Structure	(7,138)	45,921			(25,330)	(13,454)			-	(1)
147A64	STEM Gateway Teaching	(2,193)	301,492			(191,338)	(107,961)			-	-
147A65	Planninf and Acting While Time	(5,585)	90,281			(56,277)	(28,420)			-	(1)
147A66	EPSCoR Year 4 Holding									-	-
147A67	RII-Track 1-Nathan Oldenhuis		45,806			(30,436)	(15,370)			-	-
147A68	RII-Track 1-Qi Zhang		73,863			(49,079)	(24,785)			-	(1)
147A69	Carbon cycle using NEON		65,120			(43,269)	(21,851)			-	-
147A70	C19 NSF I-CORPS		5,304			(4,019)	(1,285)			-	-
147A71	SaTC: CORE: Small: Securing th	(13,993)	117,172			(67,683)	(35,497)			-	(1)
147A72	Participant Support									-	-
147A73	Seismic Reslience and Adaptati	(1,915)	97,933			(41,922)	(54,096)			-	-
147A74	Preliminary Dev of a Fluids		23,663			(15,723)	(7,940)			-	-
147A75	ADBC Program		6,354			(4,162)	(2,192)			-	-
147A76	Geomicrobiology and Biogeochem		41,865			(17,918)	(23,947)			-	-
147A77	Convergent Impact of Marine	(11,803)	68,101			(31,778)	(24,520)			-	-
147A78	NNA Track 2: Participant Suprt		13,451				(13,451)			-	-
147A79	Participant Support									-	-
147A80	North Pacific ice core record		62,138			(29,737)	(32,402)			-	(1)
147A81	Permafrost-Climate Feedbacks		110,625			(60,158)	(50,467)			-	-
147A82	Improving Models to Better Rep		147,713			(94,754)	(52,959)			-	-
147A83	Collaborative Research: Invest		17,876			(11,878)	(5,998)			-	-
147A84	OPUS: CRS, Biogeochemical resp		24,597			(16,344)	(8,254)			-	(1)
147A85	CAREER: Decision Theoretic Lif	(2,675)	47,334			(29,478)	(15,181)			-	-
147A86	Seed Fund 2021 - Won Hyuk Suh		49,213			(18,988)	(30,225)			-	-
147A87	GEM: Linking the plasma sheet	(4,385)	84,093			(49,192)	(30,516)			-	-
147A88	Commercilizing novel mobile pl		128,103			(68,302)	(59,802)			-	(1)
147A89	REU Supplement Summer 2021		1,800				(1,800)			-	-
147A90	Implications of bacterial driv		35,440			(23,548)	(11,892)			-	-
147A91	NNA Track 2 Part. Support		4,663			(569)	(4,094)			-	-
147A92	Jeffrey Halpern SEED Award	(2,910)	52,622			(28,344)	(21,368)			-	-
147A93	GRP: David Heit	(12,000)	46,001			(34,001)				-	-
147A94	Mahmud BioMade Seed Fund		18,977			(6,465)	(12,511)			-	1
147A96	IRES Track 1: International Co		22,333			(3,783)	(18,550)			-	-
147A97	Archaic Strategies in Northern		1,380				(1,380)			-	-
147A98	Plastic Spiraling in River Net	(16,600)	132,924			(53,232)	(63,092)			-	-
147A99	John Roth Fund	(1,140)	67,143			(43,856)	(22,147)			-	-
147B01	Collaborative Research: Multip		108,836			(51,348)	(57,488)			-	-
147B02	Collaborative Research: Minera		886				(886)			-	-
147B03	IUCRC Planning Grant Universit									-	-

UNIVERSITY OF NEW HAMPSHIRE DURHAM
DETAILED SCHEDULE OF REVENUES, EXPENSES, AND TRANSFERS
FOR THE YEAR ENDED JUNE 30, 2022

Fund	Fund Title	Net Student Tuition	Grant Revenue[1]	Auxiliary Revenue	Appropriations & Other Revenue	Employee Compensation	Supplies and Services	Other Expenses	Transfers In/(Out)	Beginning Fund Balance 06/30/2021	Ending Fund Balance 06/30/2022
147B04	Collaborative Researh: Solar C	(2,193)	83,114			(51,342)	(29,580)			-	(1)
147B05	EAGER: SAI-E: Collaborative Re		2,147			(1,417)	(730)			-	-
147B06	Collaborative Research: The Si	(6,650)	242,257			(138,155)	(97,452)			-	-
147B07	What controls the marine refra		14,746			(9,733)	(5,013)			-	-
147B08	Belmont Forum Collaborative: A		49,671			(32,786)	(16,885)			-	-
147B09	Collaborative Research: Digiti		3,102			(1,512)	(1,590)			-	-
147B11	Alma Hernandez	(12,000)	41,181			(29,181)				-	-
147B12	Evan England	(12,000)	41,181			(29,181)				-	-
147B13	Collaborative Research: NNA Tr		57,647			(34,713)	(22,933)			-	1
147B14	RET WFDV		6,974			(4,634)	(2,340)			-	-
147B15	Julianna Gesun		18,685			(12,415)	(6,270)			-	-
147B16	MICA 2021		143,415			(49,908)	(93,507)			-	-
147B17	NRT: Convergent Arctic Researc		95,510			(36,956)	(58,554)			-	-
147B18	Collaborative Research: DMREF:	(1,140)	27,436			(17,357)	(8,939)			-	-
147B20	Hybrid Flow-Sediment-Structure		3,732			(2,480)	(1,252)			-	-
147B21	Collaborative Research: MRA: D		3,423			(1,799)	(1,624)			-	-
147B22	Track 2 BIO-SENS UNH Research	(2,910)	90,695			(30,514)	(57,271)			-	-
147B23	Huang NSF IPA		49,660			(49,660)				-	-
147B24	RII Track- 4: NSF: Towards tra		29,847			(10,345)	(19,502)			-	-
147B25	RII Track- 4: NSF: Measurement									-	-
147B26	NH EPSCoR RII Track-1 Planning		78,530			(27,733)	(50,797)			-	-
147B27	CAREER: From Research to Meta-		11,128			(7,345)	(3,783)			-	-
147B28	BIO-SENS Admin Fund		187,113			(43,486)	(143,627)			-	-
147B29	BIO-SENS Participant Fund		10,641				(10,641)			-	-
147B30	Collaborative Research: CNS Co									-	-
147B31	REU Stipends		3,600				(3,600)			-	-
147B32	Permafrost Microbiome Network		11,892			(2,985)	(8,908)			-	(1)
147B33	Development and Characterizati		34,873			(18,804)	(16,070)			-	(1)
147B34	RET									-	-
147B35	Collaborative Research: ANSWER									-	-
147B36	CAREER Sort-Robust Methods for									-	-
147B38	US-German Research on Human-Au									-	-
147B39	Participant Support									-	-
14B191	Baseband	(19,648)	667,252		333,057	(575,020)	(371,609)		(34,031)	-	1
14B192	InterOperability Lab, IOLGeneral		1,337,523		574,944	(716,194)	(391,568)		(804,705)	-	-
14B203	Fibre Channel and iSCSI		73,125		1,350	(33,459)	(6,692)		(34,324)	-	-
14B206	Wireless Networks		192,062		6,750	(115,142)	(23,385)		(60,285)	-	-
14B214	Broadband		463,622		72,475	(258,243)	(89,459)		(188,395)	-	-
14B215	Ethernet Switching Protocols					(15,202)	(3,519)		18,721	-	-
14B347	IPv6		1,181,375		516,437	(865,826)	(215,831)		(616,155)	-	-
14B348	Power over Ethernet		140,000		124,514	(158,833)	(44,292)		(61,389)	-	-
14B369	Serial Attached SCSI									-	-
14B411	UV Disinfection of Water Validation	(1,676)	12,767			(5,357)	(5,734)			-	-
14B535	EHIS Management									-	-
14B536	EHIS Design and Build									-	-
14B538	EHIS Fab and Assembly									-	-
14B539	EHIS I and T									-	-
14B540	EHIS Flight and GSE Software									-	-
14B542	EHIS Ground Processing Algs									-	-
14B561	Mission Assurance									-	-
14B563	System Eng. Analysis - Task 1									-	-
14B604	MIPI									-	-
14B628	Systems Eng Analysis - Task 2									-	-
14B676	Avnu		55,375		63,900	(91,598)	(26,552)		(1,125)	-	-
14B707	1588 - Precision Clock		7,481		4,500	(19,880)	(26,365)		34,264	-	-

UNIVERSITY OF NEW HAMPSHIRE DURHAM
DETAILED SCHEDULE OF REVENUES, EXPENSES, AND TRANSFERS
FOR THE YEAR ENDED JUNE 30, 2022

Fund	Fund Title	Net Student Tuition	Grant Revenue[1]	Auxiliary Revenue	Appropriations & Other Revenue	Employee Compensation	Supplies and Services	Other Expenses	Transfers In/(Out)	Beginning Fund Balance 06/30/2021	Ending Fund Balance 06/30/2022
14B741	Engineering Analysis Task 6									-	-
14B765	NVMe	(13,193)	680,375		139,495	(460,297)	(136,780)		(209,599)	-	1
14B808	Mission Assurance FM2									-	-
14B809	Mission Assurance FM3									-	-
14B810	Mission Assurance FM4									-	-
14B811	Program Management FM2									-	-
14B812	Program Management FM3									-	-
14B813	Program Management FM4									-	-
14B814	Fab & Assembly FM2									-	-
14B815	Fab & Assembly FM3									-	-
14B816	Fab & Assembly FM4									-	-
14B817	Integration & Test FM2									-	-
14B818	Integration & Test FM3									-	-
14B819	Integration & Test FM4									-	-
14B882	CLIN31									-	-
14B883	Breeding Striped Pumpkins		9,407			(4,125)	(5,282)			-	-
14B889	Cal-FM2									-	-
14B890	Cal-FM3									-	-
14B891	Cal-FM4									-	-
14B895	IRB Support for JUICE									-	-
14B899	IOL Equipment Fund						(1,106,722)	(166,276)	1,272,998	-	-
14B917	SEA TASK 22 (Operations Tools)									-	-
14B918	GOES-R Spacecraft test Support									-	-
14B921	OBHC		38,291			(6,941)	(31,350)			-	-
14B925	Polymer Research Group Indust		15,523			(5,425)	(10,099)			-	(1)
14B946	Time Sensitive Networks and SPE	(14,095)	318,501		130,343	(486,258)	(134,452)		185,961	-	-
14B951	PREP Monitoring Collaborative	(2,193)	135,745			(75,500)	(58,053)			-	(1)
14B953	UNH Macroalgea Monitoring 2016									-	-
14B954	Impervious Surface Assessment									-	-
14B956	2016 Tidal Tributary Sampling									-	-
14B958	FM1 Post-Launch Support									-	-
14B960	GOES-R Launch Site Support-35									-	-
14B961	GOES-S Spacecraft Test Sprt-37									-	-
14B966	Sustained Real-Time Turbidity		19,216				(19,216)			-	-
14B969	NatSCEV4		49,882			(33,144)	(16,738)			-	-
14B970	Viavi MLTT Support Project				90,000	(74,866)	(15,369)		235	-	-
14B979	Deep Water Atlantic Habitats		91,097			(57,278)	(33,819)			-	-
14B983	EHIS Spare Instrument-38									-	-
14B984	Open Source	(14,103)	81,045		234,630	(187,774)	(72,315)		(41,483)	-	-
14B986	IOL Software Development									-	-
14B988	AquaShield Testing		35,786			(18,248)	(17,538)			-	-
14B991	AquaShield Testing									-	-
14B995	Continuous, High Yield Kelp	(5,819)	1,046,339			(202,503)	(838,017)			-	-
14B996	EHIS GOES-16 Operations Sup39									-	-
14B997	EHIS GOES-S Post Launch Sup40									-	-
14B999	Campus SRV Prevention Consort									-	-
14BA00	NISMART-4		38,572			(25,581)	(12,991)			-	-
14BA06	IOL Investments						(55,000)		638,523	2,293,345	2,876,868
14BA08	EHIS Software Support 44									-	-
14BA09	EHIS GOES 16 GS PLPT Suppt 45									-	-
14BA12	EHIS Spare Emulator Build-43									-	-
14BA13	EHIS GOES-16 OnOrbitTrending41									-	-
14BA15	Spare Assembly Test-45									-	-
14BA17	Particle Swarm Optimization		29,363			(6,306)	(23,056)			-	1
14BA18	UNH Oceanography Graduate Prog		(2,237)				2,237			-	-

UNIVERSITY OF NEW HAMPSHIRE DURHAM
DETAILED SCHEDULE OF REVENUES, EXPENSES, AND TRANSFERS
FOR THE YEAR ENDED JUNE 30, 2022

Fund	Fund Title	Net Student Tuition	Grant Revenue[1]	Auxiliary Revenue	Appropriations & Other Revenue	Employee Compensation	Supplies and Services	Other Expenses	Transfers In/(Out)	Beginning Fund Balance 06/30/2021	Ending Fund Balance 06/30/2022
14BA23	DRIVEN		8,949			(7,458)	(1,492)			-	(1)
14BA30	Workplace Sexual Harassment		(93)				5,280		(5,187)	-	-
14BA31	PREP Monitoring D.Burdick									-	-
14BA32	PREP Monitoring F.Short									-	-
14BA38	Innovative Packaging		113,936			(20,899)	(93,037)			-	-
14BA40	Biofab & Bioengineering K12		36,332				(36,332)			-	-
14BA41	Transient Phenomena		31,194			(18,341)	(12,852)			-	1
14BA42	Seagrass Site in Ports Harbor		1,554			(1,295)	(259)			-	-
14BA45	ORPC: HighDeflection Hydrofoil		19,243			(12,336)	(6,907)			-	-
14BA46	NVMe Over Fabrics	(4,312)	212,436		9,450	(94,815)	(22,372)		(100,387)	-	-
14BA47	GLOBE SRS: 2019 and 2020		1,913				(1,913)			-	-
14BA48	Evaluation - Carsey School									-	-
14BA49	Cutts Cove Living Shoreline		15,220			(9,424)	(5,796)			-	-
14BA52	MIGSI Sensor	(6,067)	29,745			(15,733)	(7,945)			-	-
14BA54	CDFI Capital Project		26,103			(12,667)	(13,436)			-	-
14BA55	Energetic Electron Microinject		22,556			(14,987)	(7,569)			-	-
14BA60	Curved Microchannel Plates		58,433			(35,249)	(23,184)			-	-
14BA61	Testing for StormKleener		54,526			(16,365)	(38,161)			-	-
14BA77	FM4 Sensor PSR Support									-	-
14BA78	Monitoring stormwater									-	-
14BA79	Testing for the Bioinfiltrator		59,868			(16,976)	(42,892)			-	-
14BA80	PREP: Town of Durham		55,030			(18,599)	(36,431)			-	-
14BA82	MISC PALL XIX									-	-
14BA83	O2R - Predicting SPE Fluxes		65,071			(43,236)	(21,834)			-	1
14BA84	PREP Data Management									-	-
14BA85	G16 Operations Support - 47		72,626			(48,257)	(24,370)			-	(1)
14BA86	MAPS Networking Protocol Cons		6,793			(4,514)	(2,279)			-	-
14BA87	Misc Business 05.1.20-04.30.21		215,971						(215,971)	-	-
14BA88	Incorporation of high-fidelity									-	-
14BA89	Curved Integral Abutment Bridg									-	-
14BA90	Monitoring Seaweed Abundance		84			(84)				-	-
14BA91	Cyanobacteria Monitoring Data		11,252			(8,930)	(2,322)			-	-
14BA92	Alabama GLOBE Training Proposa		28,961			(2,937)	(26,024)			-	-
14BA94	CSA Ocean Sciences JOB 3461									-	-
14BA95	Graduate Assistantship, PhD Pr									-	-
14BA96	CSA Ocean Sciences JOB 3536		19,150						(19,150)	-	-
14BA97	CSA Ocean Sciences JOB 3352		6,831						(6,831)	-	-
14BA98	Shoreline Options Survey		131,822			(24,295)	(107,527)			-	-
14BA99	NERACOOS Buoy Data		39,533			(39,533)				-	-
14BB00	SML 2021		446,155			(358,264)	(84,676)	(3,215)		-	-
14BB01	Proteomic Approach to Determi		59,132			(18,709)	(40,423)			-	-
14BB03	Lessons learned from SSA Demo		2,775			(1,832)	(943)			-	-
14BB04	A Novel, Field-Deployable, Bio		31,197			(20,220)	(10,977)			-	-
14BB05	SAS Fellowship		5,857			(5,857)				-	-
14BB06	Relational Coordination Collaborati		1,926		(99)		(129)			-	1,698
14BB08	Town of Hampstead for Water Su		2,472			(1,631)	(840)			-	1
14BB09	Influence of Canopy Structure		11,388			(753)	(10,635)			-	-
14BB11	TCRP: Team Coaching Communicat		9,856			1,297	(11,153)			-	-
14BB12	Azimuth Incorporated		32,506						(32,506)	-	-
14BB13	RC Partnerships				15,838					10,730	26,568
14BB14	RC Workshops		47,254		22,750	(38,550)	(15,339)			13,066	29,181
14BB15	Misc Bus 04-01-21 - 05-31-22		327,758			(185,338)	(142,421)			-	(1)
14BB16	PALL Water Miscellaneous Proje		129,328			(79,062)	(50,266)			-	-
14BB17	PRMC Decision Support		27,813			(27,813)				-	-
14BB18	Supp'l Sodium Butyrate and Mon		55,046			(18,408)	(36,637)			-	1

UNIVERSITY OF NEW HAMPSHIRE DURHAM
DETAILED SCHEDULE OF REVENUES, EXPENSES, AND TRANSFERS
FOR THE YEAR ENDED JUNE 30, 2022

Fund	Fund Title	Net Student Tuition	Grant Revenue[1]	Auxiliary Revenue	Appropriations & Other Revenue	Employee Compensation	Supplies and Services	Other Expenses	Transfers In/(Out)	Beginning Fund Balance 06/30/2021	Ending Fund Balance 06/30/2022
14BB19	Phase II - Deep Sea Vision		23,792			(15,570)	(8,222)			-	-
14BB20	Brodeur Partners Survey Recur.		561						(561)	-	-
14BB21	Test-Transplanting Eelgrass		18,475			(422)	(18,053)			-	-
14BB22	Alternative Realtime Monitorin		49,688			(34,635)	(15,053)			-	-
14BB23	Michael Routhier Fund		22,612			(22,429)	(183)			-	-
14BB24	UpFlo Filter Testing		46,274			(24,954)	(21,320)			-	-
14BB25	C19 Safer at Schools Screening		34,190				(34,190)			-	-
14BB26	Expert Panel Methods									-	-
14BB27	CDFI Equity Project		15,000			(9,436)	(5,564)			-	-
14BB28	C19 Safer at Schools Screening		17,420				(17,420)			-	-
14BB29	C19 Safer at Schools Screening		63,270				(63,270)			-	-
14BB30	TCP: Team Coaching Program		2,793		3,500		(2,793)			-	3,500
14BB31	TCRP Team Coaching		(3,027)		3,150	(1,297)	4,325			-	3,151
14BB32	Novel Acoustic Source Concepts		45,558			(21,119)	(11,643)		(12,796)	-	-
14BB33	Tracking Early Season Nitrogen	(7,473)	72,318			(38,909)	(25,936)			-	-
14BB34	Improving the Analysis of Anti		5,220				(5,220)			-	-
14BB35	Bioavailability of Kessent M2		92,993			(37,049)	(55,944)			-	-
14BB36	C19 Safer at Schools Screening		25,275				(25,275)			-	-
14BB39	Securing Forest Carbon		13,467			(10,688)	(2,779)			-	-
14BB40	MIGSI Sensor Augmentation		9,179			(6,059)	(3,120)			-	-
14BB41	Inclusive Access Course Materi		125,067			(105,371)	(19,696)			-	-
14BB42	Eastern hemlock CLT & demo pro		7,433			(5,899)	(1,534)			-	-
14BB43	Investigation of the aerosoliz		13,477				(13,477)			-	-
14BB44	Dynamics and Dispersion of Met		27,201			(17,359)	(9,843)			-	(1)
14BB45	SAS Research		12,439			(12,439)				-	-
14BB46	C19 COVID-Testing		450				(450)			-	-
14BB47	SML 2022		379,600		60,736	(255,943)	(111,858)	(9,249)		-	63,286
14BB48	2-1-22 to 5-31-23		55,878			(45,286)	(10,593)			-	(1)
14BB49	Missouri		5,956			(4,347)	(1,609)			-	-
14BB51	Bioavailability of LysiGEM 1.5		90,173			(3,841)	(86,332)			-	-
14BB53	NH Granit - PREP Report 22		10,649			(10,649)				-	-
14BB55	HDR Engineering Phosphorous An		280				(280)			-	-
14BB56	Understanding the Intrinsic St									-	-
14BB57	Vineyard Wind 1 Passive Acoust		19,135			(12,631)	(6,505)			-	(1)
14BB58	EHIS G18 - PLT Task Effort		46,355			(30,597)	(15,758)			-	-
14BB59	Determining Plasma Methionine		286				(286)			-	-
14BB60	Environmental Management; Envi		8,121			(5,927)	(2,193)			-	1
14BB61	Reclamation and Recycling Tech									-	-
14F106	Indian Ocean									-	-
14F107	Indian Ocean									-	-
14F147	NF-GEBCO Ambassador									-	-
14F151	Confucius Institute		(323)		(83)		323			83	-
14F166	Sound and Marine Life Joint In		3,291			(2,187)	(1,104)			-	-
14F168	Evolution Wheat Yield		12,312				(12,312)			-	-
14F172	NF Team Participation									-	-
14F180	Hybrid Pumpkin&Squash Varities		5,673			(2,293)	(3,380)			-	-
14F181	Nagoya University Visiting Sci		22,659			(22,659)				-	-
14F186	GEBCO Training Project 15 & 16									-	-
14F187	GEBCO Travel 15 & 16									-	-
14F189	GEBCO-NF: XPRIZE Round 2									-	-
14F190	Seabed 2030		50,590			(41,746)	(8,844)			-	-
14F194	The Missing Link:		29,414			(1,649)	(27,765)			-	-
14F197	GEBCO-NF: XPRIZE Round 2 SPF									-	-
14F201	Efficacy Testing LALGUARD									-	-
14F204	Rumen Protected Lys Products		8,131				(847)		(7,283)	-	1

UNIVERSITY OF NEW HAMPSHIRE DURHAM
DETAILED SCHEDULE OF REVENUES, EXPENSES, AND TRANSFERS
FOR THE YEAR ENDED JUNE 30, 2022

Fund	Fund Title	Net Student Tuition	Grant Revenue[1]	Auxiliary Revenue	Appropriations & Other Revenue	Employee Compensation	Supplies and Services	Other Expenses	Transfers In/(Out)	Beginning Fund Balance 06/30/2021	Ending Fund Balance 06/30/2022
14F205	GEBCO Training Year 17-Nippon	(27,794)	62,869			(28,060)	(7,015)			-	-
14F206	14F205 Travel		15,383				(15,383)			-	-
14F207	Confucius Institute		9,930				(9,930)			-	-
14F208	Sustainable Wetlands Adaptatio		1,701			(1,466)	(235)			-	-
14F209	Determining Plasma Lys and Met		39,680			(17,710)	(10,775)		(11,196)	-	(1)
14F210	Wffectiveness of Adi-Flow on n		66,371			(34,543)	(31,829)			-	(1)
14F211	Plasma Amino Acid Database Dev		16,968			(12,550)	(4,418)			-	-
14F213	Multibeam Survey System Phase2	(5,350)	209,192			(63,834)	(140,008)			-	-
14F215	Seabed 2030 - Engagement and D		125,353				(125,353)			-	-
14F216	Nippon Foundation - GEBCO Trai	(118,943)	481,706			(269,521)	(93,242)			-	-
14F217	Foreign Travel		27,494				(27,494)			-	-
14F218	University of Munster- Fellows		39,448			(37,748)			(1,700)	-	-
14F219	Methionine Prototype Trial Usi		16,364			(8,347)	(4,814)		(3,203)	-	-
14F220	Tracing organic matter in a ch		2,987			(1,972)	(1,016)			-	(1)
14F221	JIP Acoustic Modelling Worksho		33,628			(22,197)	(11,431)			-	-
14F222	Verification of the accuracy o		7,249			(4,785)	(2,464)			-	-
14F223	Combining global OBS and CTBTO		528			(348)	(179)			-	1
14F224	Nippon Foundation - GEBCO Trai									-	-
14F225	Travel Fund									-	-
14F226	Customized Team Coaching Progr		39,531			(27,463)	(12,067)			-	1
14F227	WHO Report on What Works to Pr		21,830			(20,402)	(1,428)			-	-
14F228	Decadal trends in organic carb									-	-
14F229	Adisseo - Methionine Prototype		19,172				(19,172)			-	-
14F230	Ocean Color Remote Sensing of									-	-
14G267	Friends of Fulbright Undergrad									-	-
14G270	Rehabilitation of Concrete									-	-
14G276	Prairie Mole Cricket Yr 2 & 3									-	-
14G277	Prairie Mole Cricket Year 2		455			(302)	(153)			-	-
14G283	Shoreline Wagon Hill Farm		26,740			(19,580)	(7,160)			-	-
14G284	Lamprey River Water Quality									-	-
14G286	Jackson Lab Contract									-	-
14G293	IDN 6 SSA Facilitation and Int		19,762						(19,762)	-	-
14G295	oTherm		28,382			(18,859)	(9,524)			-	(1)
14G296	Mechanistic Load Restriction		10,405			(6,914)	(3,491)			-	-
14G297	oTherm-J.Lapak		18,845			(12,521)	(6,323)			-	1
14G298	No Markets, No Managements		3,490			(2,770)	(720)			-	-
14G299	(CIR) Materials	(2,182)	24,493			(14,825)	(7,486)			-	-
14G301	Tide and Flood Monitoring		1,776			(1,409)	(366)			-	1
14G302	Friends of Fulbright Undergrad									-	-
14G303	Walleye Triploidy Testing		70,807			(39,801)	(31,006)			-	-
14G305	Innovative Binder Compatible	(2,967)	39,751			(17,364)	(19,420)			-	-
14G306	Clean Water State Revolving		4,413			(2,932)	(1,481)			-	-
14G307	Planning a Resilient Tomorrow									-	-
14G308	Pathway to Work 2020-2021		(918)			918				-	-
14G309	Town of North Hampton		3,960			(3,143)	(817)			-	-
14G310	Asphalt Mix Rejuvenator	(2,967)	24,959			(13,507)	(8,484)			-	1
14G311	Farm Management Technical		7,052			(3,156)	(3,896)			-	-
14G312	FWC Florida 2020 Oyster Reef M		353,968			(149,369)	(204,598)			-	1
14G313	Berlin School Governance (Andr		3,516			(3,057)	(459)			-	-
14G314	CWSRF IDDE		52,175			(25,355)	(26,820)			-	-
14G315	Impacts of Asphalts Pavement	(3,761)	47,339			(19,942)	(23,636)			-	-
14G316	Maine - Invasive Species Detec		15,189			(12,847)	(2,341)			-	1
14G317	Building Coastal Resilience by		4,998			(3,967)	(1,031)			-	-
14G318	VT - Invasive Species Detectio		3,629			(3,414)	(215)			-	-
14G319	NH IPM Cost Share Demo Program		3,782			(3,002)	(780)			-	-

UNIVERSITY OF NEW HAMPSHIRE DURHAM
DETAILED SCHEDULE OF REVENUES, EXPENSES, AND TRANSFERS
FOR THE YEAR ENDED JUNE 30, 2022

Fund	Fund Title	Net Student Tuition	Grant Revenue[1]	Auxiliary Revenue	Appropriations & Other Revenue	Employee Compensation	Supplies and Services	Other Expenses	Transfers In/(Out)	Beginning Fund Balance 06/30/2021	Ending Fund Balance 06/30/2022
14G320	New England Cottontail Monitor		14,356			(7,651)	(6,705)			-	-
14G321	C19 Safer at Schools Screening									-	-
14G322	Development of Cost-Effective	(3,927)	43,693			(24,075)	(15,691)			-	-
14G323	Androscoggin Valley Farm to Sc		3,573			(2,836)	(737)			-	-
14G324	C19 COVID-19 screen and or dia		272,504				(272,504)			-	-
14G325	Pathway to Micro		99,796			(99,796)				-	-
14G326	Biophysical Drivers Sediment		33,904			(20,838)	(13,066)			-	-
14G327	Finding Common Ground on Educa		12,914			(7,631)	(5,284)			-	(1)
14G328	Simplified Wedge Splitting Tes		9,189			(6,066)	(3,124)			-	(1)
14G329	Coaching and Facilitation for		20,000			(16,477)	(3,523)			-	-
14G330	Dielectric Profiling System (D	(3,191)	21,328			(11,972)	(6,165)			-	-
14G331	Flooded Pavement Assessment Ap		1,387			(915)	(471)			-	1
14G332	C19 Screening-HCDOC		22,612				(22,612)			-	-
14G333	MnROAD Reflective Cracking Cha									-	-
14G334	Invasive Species Detection in		1,277				(1,277)			-	-
14G335	Monitoring Bearded Seals in th		11,300			(10,272)	(1,027)			-	1
14GFA0	2009-2010 PA State Grant									-	-
14GFA1	2010-2011 PA State Grant									-	-
14GFA2	2011-2012 PA State Grant									-	-
14GFA3	2012-2013 PA State Grant									-	-
14GFA4	2013-2014 PA State Grant									-	-
14GFA7	2006-2007 PA State Grant									-	-
14GFA8	2007-2008 PA State Grant									-	-
14GFA9	2008-2009 PA State Grant									-	-
14GFE0	2009-2010 ME State Grant									-	-
14GFE1	2010-2011 ME State Grant									-	-
14GFE7	2006-2007 ME State Grant									-	-
14GFE8	2007-2008 ME State Grant									-	-
14GFE9	2008-2009 ME State Grant									-	-
14GFM0	2009-2010 MA State Grant									-	-
14GFM1	2010-2011 MA State Grant									-	-
14GFM2	2011-2012 MA State Grant									-	-
14GFM3	2012-2013 MA State Grant									-	-
14GFM4	2013-2014 MA State Grant									-	-
14GFM7	2006-2007 MA State Grant									-	-
14GFM8	2007-2008 MA State Grant									-	-
14GFM9	2008-2009 MA State Grant									-	-
14GFPA	2014-2015 Pennsylvania State Grant									-	-
14GFR0	2009-2010 RI State Grant									-	-
14GFR1	2010-2011 RI State Grant									-	-
14GFR2	2011-2012 RI State Grant									-	-
14GFR3	2012-2013 RI State Grant									-	-
14GFR4	2013-2014 RI State Grant									-	-
14GFR7	2006-2007 RI State Grant									-	-
14GFR8	2007-2008 RI State Grant									-	-
14GFR9	2008-2009 RI State Grant									-	-
14GFRA	2014-2015 Rhode Island State Grant									-	-
14GFT0	2009-2010 CT State Grant									-	-
14GFT1	2010-2011 CT State Grant									-	-
14GFT2	2011-2012 CT State Grant									-	-
14GFT3	2012-2013 CT State Grant									-	-
14GFT4	2013-2014 CT State Grant									-	-
14GFT7	2006-2007 CT State Grant									-	-
14GFT8	2007-2008 CT State Grant									-	-
14GFT9	2008-2009 CT State Grant									-	-

UNIVERSITY OF NEW HAMPSHIRE DURHAM
DETAILED SCHEDULE OF REVENUES, EXPENSES, AND TRANSFERS
FOR THE YEAR ENDED JUNE 30, 2022

Fund	Fund Title	Net Student Tuition	Grant Revenue[1]	Auxiliary Revenue	Appropriations & Other Revenue	Employee Compensation	Supplies and Services	Other Expenses	Transfers In/(Out)	Beginning Fund Balance 06/30/2021	Ending Fund Balance 06/30/2022
14GFV0	2009-2010 VT State Grant									-	-
14GFV1	2010-2011 VT State Grant									-	-
14GFV2	2011-2012 VT State Grant									-	-
14GFV3	2012-2013 VT State Grant									-	-
14GFV4	2013-2014 VT Dtate Grant									-	-
14GFV7	2006-2007 VT State Grant									-	-
14GFV8	2007-2008 VT State Grant									-	-
14GFV9	2008-2009 VT State Grant									-	-
14GFVA	2014-2015 Vermont State Grant									-	-
14GFVB	2015-2016 Vermont State Grant									-	-
14GFVC	2016-2017 Vermont State Grant									-	-
14GFVD	2017-2018 Vermont State Grant									500	500
14GFVF	2019-2020 Vermont State Grant									-	-
14GFVG	2020-2021 Vermont State Grant									-	-
14GFVH	2021-2022 Vermont State Grant	(64,430)	64,430							-	-
14N808	MMS - Project Management		22,523			(15,270)	(7,253)			-	-
14N809	MMS- Instrument Science									-	-
14N810	MMS - Systems Engineering		76				(76)			-	-
14N811	MMS - Product Assurance									-	-
14N812	MMS - CEB - Central Elec. Box									-	-
14N813	MMS - EDI - Elec. Drift Instr.									-	-
14N814	MMS - DSP - Digital Sig. Proc.									-	-
14N815	MMS - AFG - Analog Flux Gate									-	-
14N816	MMS - ADP - Axial Double Probe									-	-
14N817	MMS - Instrument I & T									-	-
14N818	MMS - Instrument GSE									-	-
14N819	MMS - Post Delivery Support									-	-
14N820	MMS - Phase E - MO & DA	(30,378)	2,554,198			(600,911)	(1,922,910)			-	(1)
14N991	HIS-SOLO									-	-
14N997	SDP-Spinplane Double Probe									-	-
14NA44	Solar Orbiter Bridge Phase									-	-
14NA76	LVPS									-	-
14NA77	Gun-EDI									-	-
14NC57	Solar Orbiter Project Mgmt		6,971			(4,726)	(2,245)			-	-
14NC58	Solar Orbiter-Science		177,818			(120,070)	(57,748)			-	-
14NC59	Solar Orbiter-Sys. Engineer									-	-
14NC60	SO-Non-Recurring Engineering									-	-
14NC61	Solar Orbiter-Protoflight Mod									-	-
14NC62	Solar Orbiter-Quality Assuranc									-	-
14NC63	Solar Orbiter-Post Del Support									-	-
14NC64	SO-Structural Thermal Model									-	-
14NF56	Sexual Perpetration in Teens		1,283			(375)	(908)			-	-
14NF59	Solar Orbiter FRB-DS									-	-
14NG25	Center Broadband Excellence		48,221						(48,221)	-	-
14NG93	NATSAP FY17-19		4,169				(4,169)			-	-
14NH17	NERACOOS: IOOS		513,034			(245,073)	(267,961)			-	-
14NH24	LTER-Plum Island Ecosystems	(13,518)	100,413			(53,815)	(33,080)			-	-
14NH66	LTER: Hubbard Brook Exp Forest		114,019			(90,491)	(23,528)			-	-
14NH67	Modeling and Remote Sensing		11,381			(7,105)	(4,276)			-	-
14NH68	DroughNet		26,009			(12,325)	(13,684)			-	-
14NH78	NHEEMC Mathematics Instruction		10,735				(10,674)		(61)	-	-
14NH79	Healy Wave Energy Convertor									-	-
14NH80	CC Cyber Team									-	-
14NI03	CF North Miami Dave Evaluation									-	-
14NI39	IDN Region 4		21,271						(21,271)	-	-

UNIVERSITY OF NEW HAMPSHIRE DURHAM
DETAILED SCHEDULE OF REVENUES, EXPENSES, AND TRANSFERS
FOR THE YEAR ENDED JUNE 30, 2022

Fund	Fund Title	Net Student Tuition	Grant Revenue[1]	Auxiliary Revenue	Appropriations & Other Revenue	Employee Compensation	Supplies and Services	Other Expenses	Transfers In/(Out)	Beginning Fund Balance 06/30/2021	Ending Fund Balance 06/30/2022
14NI42	Investing in Our Future		68,621				(68,621)			-	-
14NI47	Energetic Storm Particle Event		29,112			(19,343)	(9,768)			-	1
14NI54	Creating Functioning Landscape									-	-
14NI69	Summer Boot Camps		241,213			(36,879)	(204,334)			-	-
14NI87	Melissa Bauer: Grant-in-Aid		749				(749)			-	-
14NJ00	Healthy Aging Caregiving									-	-
14NJ01	NAHDO Sponsorship		54,008			(42,927)	(11,080)			-	1
14NJ10	PESaLTERs Project		1,066			(708)	(358)			-	-
14NJ23	RII Track-2 FEC: Genome		93,810			(59,085)	(34,726)			-	(1)
14NJ38	Ocean Acidifications Threshold		20,441			(13,582)	(6,859)			-	-
14NJ39	Ocean & Coastal Acidification		15,453			(11,430)	(4,023)			-	-
14NJ40	NAHDO- AHRQ Health Care Data									-	-
14NJ42	Student Cognition Toolbox		78,586			(74,557)	(4,029)			-	-
14NJ50	NH StateView Program									-	-
14NJ54	Synthesis Long-Term Studies		17,165			(11,405)	(5,760)			-	-
14NJ68	Belize River Watershed		27,788			(140)	(27,647)			-	1
14NJ73	NE Coastal Ocean Forecast		28,424			(18,886)	(9,538)			-	-
14NJ79	Enhancing NH Quality									-	-
14NJ84	Epigenetic Regulation WM Bio		56,886			(6,322)	(50,564)			-	-
14NJ85	Pediatric Primary Care									-	-
14NJ92	Integrated Seaweed Hatchery		1,768				195		(1,963)	-	-
14NJ95	Microbial Mortality in Ocean		18,891			(12,973)	(5,919)			-	(1)
14NJ96	Trauma-Informed Care Training		83,890			(55,408)	(28,482)			-	-
14NJ97	Oral Health Report Suite		258				(258)			-	-
14NK07	SLAN FY20									-	-
14NK09	HRF Soundview Oyster Reef Mon		25,019			(21,755)	(3,263)			-	1
14NK10	IDN Region 4-Revised Workplan		5,084						(5,084)	-	-
14NK15	SVP FY 20		12,045			(10,755)	(1,290)			-	-
14NK18	SPRIDV FY 20		23,650			(20,812)	(2,838)			-	-
14NK26	GLOBE Implementation Office		82,532			(70,955)	(11,578)			-	(1)
14NK27	DVPP FY20		28,723			(25,645)	(3,078)			-	-
14NK30	Stories from the Archives		788			(788)				-	-
14NK31	Prison Outreach Program									-	-
14NK32	Restoring NE's Saltmarsh	(6,333)	75,338			(50,039)	(18,966)			-	-
14NK33	NH Humanities Collaborative	(508)	142,800			(126,508)	(15,785)		(9,197)	9,197	(1)
14NK35	Recent College Graduates		20,601			(14,714)	(5,887)			-	-
14NK38	Alliance for Healthy Aging		45,398			(36,030)	(9,368)			-	-
14NK39	WITH Foundation Grant		2,903						(2,903)	-	-
14NK40	Coupling of Ovigerous Female		18,151			(12,060)	(6,090)			-	1
14NK42	Farm Entry and Persistence		2,251				(2,251)			-	-
14NK44	Joshua Law FY20		3,603				(3,603)			-	-
14NK45	Behavioral Health Scholarship	(75,000)	75,000							-	-
14NK48	Visualizing Qualitative Data		2,160			(1,498)	(662)			-	-
14NK51	Financial Innovations									-	-
14NK57	Ocean Sound Software		3,678			(218)	(3,459)			-	1
14NK59	CE Sarah Grosvenor		19,507			(9,345)	(10,162)			-	-
14NK61	Behavioral Scholarships Year 2									-	-
14NK63	Family Connections 2020									-	-
14NK66	Lamprey YR1 Ends 06-30-20									-	-
14NK67	Lamprey YR2 end 06-30-21		3,767			(2,990)	(777)			-	-
14NK68	Lamprey YR3 ends 06-30-22		4,999			(3,967)	(1,032)			-	-
14NK69	Lamprey YR4 ends 06-30-23									-	-
14NK72	Backbone Support to NH Allianc									-	-
14NK73	Leadership Learning Exchange									-	-
14NK75	MEAF-The Disability Road Map									-	-

UNIVERSITY OF NEW HAMPSHIRE DURHAM
DETAILED SCHEDULE OF REVENUES, EXPENSES, AND TRANSFERS
FOR THE YEAR ENDED JUNE 30, 2022

Fund	Fund Title	Net Student Tuition	Grant Revenue[1]	Auxiliary Revenue	Appropriations & Other Revenue	Employee Compensation	Supplies and Services	Other Expenses	Transfers In/(Out)	Beginning Fund Balance 06/30/2021	Ending Fund Balance 06/30/2022
14NK76	Dietary CationAnion Difference		7,291				(7,291)			-	-
14NK77	NH CBO Buisness Acument YR3		735			(639)	(96)			-	-
14NK79	Population and Habitat Assessm	(8,323)	43,456			(24,775)	(10,359)			-	(1)
14NK80	Effects of Combined Diet		22,521			(14,986)	(7,535)			-	-
14NK82	CDFI Capital Project		46,496			(32,694)	(13,801)			-	1
14NK84	UNH WCC Project		11,712			(5,116)	(6,596)			-	-
14NK85	MBON Expansion		44,553			(23,732)	(20,820)			-	1
14NK87	Exploring the Context of Comm.		1,070				(1,070)			-	-
14NK88	Massachusetts Historical Socie									-	-
14NK89	Instrument Management		52,649			(34,982)	(17,666)			-	1
14NK91	Trauma Infored Care									-	-
14NK93	Outreach program to Oyster Riv									-	-
14NK94	Improving the CAC-MDT Response		11,938			(9,882)	(2,056)			-	-
14NK95	Small Mammals as Forest Arch									-	-
14NK98	Algae-Feed for Dairy Cows	(14,965)	186,906			(67,547)	(104,394)			-	-
14NL00	UNH EVALUATION OF THE LOVE 146		24,046			(21,610)	(2,436)			-	-
14NL01	Instrument Systems Engineering		375,554			(249,327)	(126,227)			-	-
14NL02	MAG Engineering Dev Unit		296,531			(151,605)	(144,926)			-	-
14NL03	MAG Flight Models and Spares		127,748			(43,102)	(84,646)			-	-
14NL04	MAG Flight Software & Firmware		143,588			(51,129)	(92,459)			-	-
14NL05	Emulator & Ground Support Equ		207,861			(76,074)	(131,787)			-	-
14NL09	Children's Trust L2E2		(1,415)			1,286	129			-	-
14NL10	Pickup He+ Pitch Angle		40,075			(26,628)	(13,447)			-	-
14NL11	Assessing Magma Storage within		1,484				(1,484)			-	-
14NL13	NH Farmers Market Promo: ORIS		7,880			(4,194)	(3,686)			-	-
14NL15	EFH-ECHO: Supporting Children		3,000				(3,000)			-	-
14NL16	FY20 Regional One-Time Funding									-	-
14NL17	Growing a strong coalition for		1,410			(41)	(771)		(597)	-	1
14NL18	Maternal Mortality		2,826			(2,090)	(736)			-	-
14NL19	2020- 2021 Belknap EDC Technic		13,922			(13,922)				-	-
14NL20	Quantifying long-term changes		1,604				(1,604)			-	-
14NL21	Monitoring Plan for Salt Marsh		34,410			(25,451)	(8,959)			-	-
14NL22	RDN		817,943			(330,900)	(487,044)			-	(1)
14NL23	LLC3		147,829			(116,445)	(31,385)			-	(1)
14NL24	The Sociecological Shock of Co		58,161			(45,382)	(12,779)			-	-
14NL25	Socioecological Project Labor		32,741			(32,741)				-	-
14NL27	LLC2		2,644				(2,644)			-	-
14NL28	Victims of Crime Act FY21		4,736			(4,277)	(459)			-	-
14NL31	NH StateView Program		12,704			(10,929)	(1,774)			-	1
14NL32	Support for Early Childhood St		24,247			(6,461)	(17,786)			-	-
14NL34	Health Policy Research and Con		56,455			(37,096)	(19,359)			-	-
14NL35	Toward a universal supratherma		3,656			(2,429)	(1,227)			-	-
14NL37	NH Telehealth Alliance		38,165			(33,359)	(4,805)			-	1
14NL38	Northern New England Regional		3,987			(3,687)	(300)			-	-
14NL39	Southern New England Regional		4,299			(4,149)	(150)			-	-
14NL40	A Rainbow of Dark Sectors		48,695				(48,695)			-	-
14NL42	TRB NCHRP IDEA	(9,574)	62,674			(34,999)	(18,102)			-	(1)
14NL45	Outdoor Behavioral Healthcare	(3,815)	154,991			(117,309)	(33,867)			-	-
14NL46	Transcending the home-school		19,823			(13,545)	(6,278)			-	-
14NL47	One Acre Fund Consultation		1,467			(1,467)				-	-
14NL49	C19 Nursing Home ECHO		25,414			(18,798)	(6,617)			-	(1)
14NL50	Fundamentals		335,372			(250,267)	(85,105)			-	-
14NL51	Harnessing evolution to reveal		42,242			(28,067)	(14,174)			-	1
14NL52	MASPEX									-	-
14NL53	Developing and testing a novel		1,464				(1,464)			-	-

UNIVERSITY OF NEW HAMPSHIRE DURHAM
DETAILED SCHEDULE OF REVENUES, EXPENSES, AND TRANSFERS
FOR THE YEAR ENDED JUNE 30, 2022

Fund	Fund Title	Net Student Tuition	Grant Revenue[1]	Auxiliary Revenue	Appropriations & Other Revenue	Employee Compensation	Supplies and Services	Other Expenses	Transfers In/(Out)	Beginning Fund Balance 06/30/2021	Ending Fund Balance 06/30/2022
14NL54	C19-SPIRDV									-	-
14NL55	NAHDO AHRQ Yr 3		7,179			(7,179)				-	-
14NL56	ARC'S Pre-Contact Costs		23,875			(23,863)	(12)			-	-
14NL57	Making Race Visible in Predomi		25,038			(24,538)	(500)			-	-
14NL58	CME Initiation and Propagation		11,765			(7,766)	(3,999)			-	-
14NL59	Financial Engagement year 3		4,111			(3,262)	(848)			-	1
14NL60	Public Health Grand Rounds									-	-
14NL61	Use of Rejuvenators in Asphalt		22,066			(16,992)	(5,073)			-	1
14NL62	Turbine Measurements at UNH	(3,614)	62,122			(27,589)	(30,919)			-	-
14NL64	Building A More Effective Food		11,208			(8,954)	(2,178)		(77)	-	(1)
14NL65	Initial Pesticide Safety Educa		8,657			(4,371)	(4,286)			-	-
14NL66	Strategic and Regulatory Suppo		19,035			(17,304)	(1,731)			-	-
14NL67	Family Connections 2021		15,275			(12,271)	(3,004)			-	-
14NL68	Low Income New Hampshire Paren		8,767			(7,949)	(819)			-	(1)
14NL69	NH 4-H Unplugged Series		(65)						65	-	-
14NL71	Developing a Model For Predict		3,917				(3,917)			-	-
14NL72	Cosmogenic 10Be dating of term		1,000				(1,000)			-	-
14NL73	Youth Worker Community of Prac									-	-
14NL74	Detecting Impacts from Climate	(7,138)	32,298			(16,648)	(8,512)			-	-
14NL75	C19 COVID-19 Testing for Third		3,438				(3,438)			-	-
14NL76	Health and Race Equity in New	(4,600)	90,438			(66,273)	(19,564)			-	1
14NL77	Tracking Bacterial Contaminati		8,691			(6,494)	(2,197)			-	-
14NL78	BHI Scholarships 2021									-	-
14NL80	Enhancing long-term and real-		(478)			435	43			-	-
14NL81	Pitching foil crossflow turbin		22,022			(13,576)	(8,447)			-	(1)
14NL82	Backbone Support to the NH All		146,890			(85,036)	(61,854)			-	-
14NL83	Expanding NE Green Crab	(6,688)	38,296			(20,961)	(10,648)			-	(1)
14NL84	MGHPCC Portal Development									-	-
14NL85	Research Assistance Partnershi		17,939			(15,600)	(2,340)			-	(1)
14NL86	Advancement of Composite Lines	(16,242)	70,310			(43,545)	(10,523)			-	-
14NL88	Great Bay Buoy Project									-	-
14NL90	Salt Marsh Pool Runnels in Ess	(6,333)	50,487			(20,099)	(24,055)			-	-
14NL91	Cooperative Extension vaccinat		20,551			(20,551)				-	-
14NL92	Sexual Violence Prevention 21		8,369			(8,369)				-	-
14NL93	NERACOOS OCD Data Management									-	-
14NL95	Support the New England Fisher		40,018			(15,611)	(24,407)			-	-
14NL96	2021 nTIDE Reports and nTIDE L		65,470			(52,138)	(13,332)			-	-
14NL97	Early Childhood Center for Exc		70,026			(25,026)	(45,000)			-	-
14NL98	Cite Black Women in Physics		6,562			(5,706)	(856)			-	-
14NL99	Lifeline 9-8-8 Planning Grant		49,985			(36,646)	(13,339)			-	-
14NM01	TNC 2021 SOAR Oyster		12,501			(9,794)	(2,707)			-	-
14NM02	TNC 2021 Oyster Restoration		28,202			(22,140)	(6,062)			-	-
14NM03	Pollinator Garden		36				(36)			-	-
14NM04	Assessing Ocean Acidification		6,576			(5,212)	(1,364)			-	-
14NM05	The Relative Effects Ratio and		20,074			(13,250)	(6,824)			-	-
14NM06	RTI F2MS 1:50 Scale Tank Test		27,118			(12,289)	(14,829)			-	-
14NM07	Course Development Grant: Chal		32,044			(28,534)	(3,510)			-	-
14NM08	PFW - Oyster Aquaculture and R		11,550			(6,841)	(4,038)		(672)	-	(1)
14NM09	C19 Safer at Schools Screening		136,110				(136,110)			-	-
14NM10	C19 Safer at Schools Screening		8,840				(8,840)			-	-
14NM11	Upper Valley Early Childhood C		37,133			(24,510)	(12,623)			-	-
14NM12	C19 COVID impacts on seafood		13,062			(11,874)	(1,187)			-	1
14NM13	C19 Safer at Schools Screening		84,000				(84,000)			-	-
14NM14	C19 Safer at Schools Screening		35,550				(35,550)			-	-
14NM15	NH State of Philanthropy		38,234			(33,247)	(4,987)			-	-

UNIVERSITY OF NEW HAMPSHIRE DURHAM
DETAILED SCHEDULE OF REVENUES, EXPENSES, AND TRANSFERS
FOR THE YEAR ENDED JUNE 30, 2022

Fund	Fund Title	Net Student Tuition	Grant Revenue[1]	Auxiliary Revenue	Appropriations & Other Revenue	Employee Compensation	Supplies and Services	Other Expenses	Transfers In/(Out)	Beginning Fund Balance 06/30/2021	Ending Fund Balance 06/30/2022
14NM16	C19 Safer at Schools Screening		328,835				(328,835)			-	-
14NM17	Western Gulf of Maine Monitori		19,612			(795)	(18,817)			-	-
14NM18	C19 Safer at Schools Screening		83,610				(83,610)			-	-
14NM19	42 CFR Part II		2,771			(1,045)	(387)		(1,339)	-	-
14NM20	Ground-truthing Salt Marsh Pri		12,205			(7,953)	(4,252)			-	-
14NM21	C19 UNH Vaccination Education		15,077			(9,093)	(5,984)			-	-
14NM22	Expanding the Strengthening th		10,688			(848)	(9,840)			-	-
14NM23	C19 Safer at Schools Screening		37,050				(37,050)			-	-
14NM24	Improving ornamental plant pos									-	-
14NM25	WaterBros Waves-to-Water Tank		6,548			(1,682)	(4,866)			-	-
14NM26	Center for Spills & Environmen		51,478			(17,786)	(33,692)			-	-
14NM27	Knowing You Knowing Me: Explor		900				(900)			-	-
14NM28	C19 NH UNH Vaccine Education:		70,781			(38,136)	(32,645)			-	-
14NM29	NHCBHA		74,439			(54,335)	(20,104)			-	-
14NM30	Victims of Crime Act (VOCA FY2		136,928			(121,369)	(15,560)			-	(1)
14NM32	Wetland Reserve Easement Agree		54,593			(43,327)	(11,265)			-	1
14NM34	Adult Youth Workers Community		91,430			(45,191)	(46,239)			-	-
14NM35	A survey of floriculture speci		3,293			(2,675)	(619)			-	(1)
14NM36	Expanding the Reach of FRSAN-N		25,000			(343)	(24,658)			-	(1)
14NM37	Permeability Evolution and Mec		5,953			(5,716)	(237)			-	-
14NM38	Granite United Way Youth Enric		9,273			(4,928)	(4,338)	(7)		-	-
14NM40	C-19 COVID-19 Testing		158,460				(158,460)			-	-
14NM41	Evaluation of the One Love 1-s		42,578			(36,246)	(6,333)			-	(1)
14NM42	2021- 2022 Belknap EDC Technic		85,100			(84,373)	(727)			-	-
14NM43	NH State View Program		10,905			(9,482)	(1,422)			-	1
14NM44	eFollows postdoc program: Deve		109,819			(81,348)	(28,472)			-	(1)
14NM45	Remembering Mosul		1,040			(660)	(380)			-	-
14NM46	Visions and Views									-	-
14NM47	Seacoast NH LGBTQ Oral History		1,945			(1,945)				-	-
14NM48	C19 COVID-19 Testing		5,586				(5,586)			-	-
14NM49	Core Physicians Project Facili		14,102			(10,293)	(3,808)			-	1
14NM50	C-19 START PCORI COVID-19		417,300			(207,288)	(210,012)			-	-
14NM51	TTELP (Telehealth, Technology		93,733			(81,357)	(12,376)			-	-
14NM52	EFH Policy, Convening and Prim		147,952			(108,814)	(39,138)			-	-
14NM53	Quantitative analysis in RCT r	(3,569)	48,413			(21,773)	(23,071)			-	-
14NM54	Junior Science and Humanities		11,782			(3,237)	(8,545)			-	-
14NM55	Junior Science and Humanities		11,808			(3,237)	(8,571)			-	-
14NM56	Health and Community Developme		24,989			(21,730)	(3,259)			-	-
14NM60	Coos Trail Stewardship Researc		29,866			(27,034)	(2,833)			-	(1)
14NM61	Integrated Mental Health Treat		24,449			(19,874)	(4,575)			-	-
14NM62	C19 Telehealth and Individuals		26,920			(18,844)	(8,076)			-	-
14NM63	Cosmogenic 36CL dating of term		2,500				(2,500)			-	-
14NM64	Chronology if Deglaciation of		2,300				(2,300)			-	-
14NM65	Kents Island Monitoring		15,716			(11,433)	(4,283)			-	-
14NM66	Technologies for managing and		7,569			(4,996)	(2,573)			-	-
14NM67	Sustainable Seafloor Mapping -		242,000				(242,000)			-	-
14NM68	NERACOOS: A responsive ocean o		29,768			(23,322)	(6,445)			-	1
14NM69	UNH Engagement Hub		7,608			(7,608)				-	-
14NM70	CF LTT Regional Dissemination		459,085			(251,409)	(207,677)			-	(1)
14NM71	New Hampshire Youth Organizing									-	-
14NM72	New Hampshire Educational Equi		10,267			(8,229)	(2,038)			-	-
14NM73	Transferring Conservation Sci		11,902			(9,446)	(2,456)			-	-
14NM74	Sustaining Oral Health Report		8,405			(7,641)	(764)			-	-
14NM75	eDNA and Estuarine Management		146,913			(87,178)	(59,735)			-	-
14NM76	Structural Pest Control Manual		7,962			(6,319)	(1,643)			-	-

UNIVERSITY OF NEW HAMPSHIRE DURHAM
DETAILED SCHEDULE OF REVENUES, EXPENSES, AND TRANSFERS
FOR THE YEAR ENDED JUNE 30, 2022

Fund	Fund Title	Net Student Tuition	Grant Revenue[1]	Auxiliary Revenue	Appropriations & Other Revenue	Employee Compensation	Supplies and Services	Other Expenses	Transfers In/(Out)	Beginning Fund Balance 06/30/2021	Ending Fund Balance 06/30/2022
14NM77	C19 Understanding how alcohol		10,508			(6,741)	(3,767)			-	-
14NM78	Tracking microplastic pollutio		1,416				(1,416)			-	-
14NM79	Web Based Resource for Develop		8,496			(7,387)	(1,108)			-	1
14NM80	AUCD Children's Mental Health									-	-
14NM81	Training Pediatric Primary Car		47,962			(42,035)	(5,926)			-	1
14NM82	Voices of Marginalized Persons		18,607			(7,162)	(11,445)			-	-
14NM83	2022 Kessler Foundation Nation		107,829			(27,765)	(80,065)			-	(1)
14NM84	Setting Priorities for Cultura		35,198			(6,723)	(28,475)			-	-
14NM85	A pilot project to develop bot		21,521			(17,080)	(4,441)			-	-
14NM86	Buoy Maintenance		27,681			(11,551)	(16,130)			-	-
14NM87	Expansion Carbonate Measure		3,571				(3,571)			-	-
14NM88	Regional NW Atlantic Observe		2,017				(2,017)			-	-
14NM89	NDI-DRRP Year 4		7,427			(5,895)	(1,533)			-	(1)
14NM90	nTIDE - 2022		24,636			(18,449)	(6,186)			-	1
14NM91	Exeter SUD		30,412			(22,199)	(8,214)			-	(1)
14NM92	Race and Equity in NH		8,681			(3,170)	(5,511)			-	-
14NM93	SWFO Management Reserves		9,608			(9,597)	(11)			-	-
14NM94	Backbone Support		84,481			(51,756)	(32,726)			-	(1)
14NM95	Planning an Ocean Sound Decade		6,222			(4,768)	(1,454)			-	-
14NM96	C19 2021-2022		46,257			(8,205)	(38,052)			-	-
14NM97	Tracking Bacterial Contaminati									-	-
14NM98	Community Navigator Pilot Prog		32,616			(29,644)	(2,972)			-	-
14NM99	2022 East Coast Ocean Acidific									-	-
14NN01	Cats' Cupboard - Swipe Out Hun									-	-
14NN02	WCC Wave 3		517			(466)	(52)			-	(1)
14NN03	Book to Art		934			(906)	(28)			-	-
14NN04	Mount Washington Valley Career		5,000				(5,000)			-	-
14NN05	BIPOC Monumentality in New Ham		14,601			(5,273)	(9,327)			-	1
14NN06	Strawberry Banke Water Level		11,417			(7,324)	(4,093)			-	-
14NN07	Sexual Violence Prevention 202		762			(762)				-	-
14NN08	Research Assistance Partnershi		26,437			(22,989)	(3,448)			-	-
14NN09	Behavioral Health Scholarship									-	-
14NN10	Invasive pest effects on fores									-	-
14NN11	Sparrow Monitoring in NH		8,455			(4,352)	(4,103)			-	-
14NN12	Northeast Regional Initiative		2,066			(1,640)	(426)			-	-
14NN15	Year 3 of 5									-	-
14NN16	Financial Innovations Roundtab									-	-
14NN17	TNC 2022 Oyster Restoration		917				(917)			-	-
14NN18	TNC 2022 SOAR project									-	-
14NN19	SOAR Monitoring									-	-
14NN20	BREA Project May 2022-August 2									-	-
14NN21	Building a Coastal Resilience		9,300				(9,300)			-	-
14NN22	American Jersey Cattle Assoc									-	-
14NN23	Jessica Carson		596			(536)	(60)			-	-
14NN25	Scaling Climate Equity Finance		26,492			(24,083)	(2,408)			-	1
14NN26	A Pilot Project ASMFC									-	-
14NN27	Fritz & Claudine Kundrum Fello									-	-
14NN28	4-H Northeast Champions									-	-
14NN29	Part. Support									-	-
14NN30	Tracking and Modeling Flux of									-	-
14NN31	Supporting food system leaders									-	-
14NN32	Homelands: An Augmented Realit									-	-
14U881	Solar Probe Plus FIELDS									-	-
14UB33	Carbon		(163)				163			-	-
14UB76	Microbes-Climate-Livestock		9,198			(4,969)	(2,129)			-	2,100

UNIVERSITY OF NEW HAMPSHIRE DURHAM
DETAILED SCHEDULE OF REVENUES, EXPENSES, AND TRANSFERS
FOR THE YEAR ENDED JUNE 30, 2022

Fund	Fund Title	Net Student Tuition	Grant Revenue[1]	Auxiliary Revenue	Appropriations & Other Revenue	Employee Compensation	Supplies and Services	Other Expenses	Transfers In/(Out)	Beginning Fund Balance 06/30/2021	Ending Fund Balance 06/30/2022
14UB84	RBSP-ECT Instrument Suite		460,257			(159,054)	(301,203)			-	-
14UB85	Extended Mission Science		15,262			(10,131)	(5,131)			-	-
14UB86	Magnetometer Science		47,412			(31,503)	(15,909)			-	-
14UB87	Instrument Operations									-	-
14UB97	NE Region Ctr Diagnostics Net									-	-
14UC16	Health and Living Arrangements		(102)			68	34			-	-
14UC20	Who and How of Microbial Contr									-	-
14UC21	Energy-Water-Land-Nexus		107,636			(64,239)	(43,397)			-	-
14UC22	Contribution of Small Streams		769			(511)	(258)			-	-
14UC31	Navigating the Trade-Off									-	-
14UC32	Solar Probe Plus (SPP) Mission		381,820			(239,525)	(142,295)			-	-
14UC33	Building Resilience in the NE		39,553			(24,509)	(15,044)			-	-
14UC36	Mission Earth:STEM Education		56,586			(44,878)	(11,708)			-	-
14UC42	IBEX Operation		259,561			(165,734)	(93,827)			-	-
14UC47	GOM-2 Deepwater Methane									-	-
14UC54	Rhizosphere Microbiome		7,376			(5,163)	(2,213)			-	-
14UC74	C-Rex2		30,155			(11,071)	(19,084)			-	-
14UC79	Effects of Catchment on Water		98,980			(65,767)	(33,213)			-	-
14UC84	Litter Quailty and Stream Food		1,608			(1,068)	(540)			-	-
14UC86	Understanding Role of Moisture		1,316			(374)	(941)			-	1
14UC88	Epigenetic Barriers	(5,955)	137,406			(51,722)	(79,729)			-	-
14UC90	Low pH in the Coastal Waters		2,857			(1,898)	(959)			-	-
14UD01	ULF Data Processing		11,766			(7,818)	(3,948)			-	-
14UD02	Contribution of Small Streams									-	-
14UD07	No-Till Organic Vegetable Prod		18,856			(15,643)	(3,212)			-	1
14UD09	Hurricane Sandy Marsh Restor		6,066			(1,337)	(4,729)			-	-
14UD13	MO & DA: Extended Phase E		80,908			(53,759)	(27,148)			-	1
14UD15	NEON PhenoCam Network		31,415			(23,236)	(8,179)			-	-
14UD16	Violence and Stalking Prevent		15,057			(11,137)	(3,920)			-	-
14UD18	KiNET-X		19,558			(8,578)	(10,980)			-	-
14UD19	Brassica Crops		7,837			(6,895)	(942)			-	-
14UD28	Noyce Programs		4,275			(885)	(3,390)			-	-
14UD39	C-Rex-2 Addendum:									-	-
14UD40	Sap and Producing Syrup									-	-
14UD41	IMAP-Lo Instrument Development		(1,594)			1,052	542			-	-
14UD43	Improve Labor Mgmt Skills Farm									-	-
14UD45	DPI		14,825			(6,488)	(8,337)			-	-
14UD46	IMAP-Hi		9,626			(6,354)	(3,272)			-	-
14UD47	CoDICE									-	-
14UD51	Extreme Solar Storms Weather	(15,620)	120,734			(68,777)	(36,337)			-	-
14UD55	MMS EPD ESM1	(2,193)	55,314			(35,297)	(17,825)			-	(1)
14UD56	Helium and the Heliosphere		47,575			(26,362)	(21,213)			-	-
14UD61	Redesign of Dartmouth PIP									-	-
14UD63	Techniques of Lumpfish		29,786			(3,975)	(25,812)			-	(1)
14UD65	CariCOOS Coastal Intelligence									-	-
14UD71	Dartmouth Medical School ECHO		386,270			(174,773)	(211,497)			-	-
14UD72	Northeast Heat & Power Center		67,598			(44,846)	(22,751)			-	1
14UD73	LTER: Microbes to Macrosystems		100,322			(73,533)	(26,789)			-	-
14UD74	LTER: From Microbers to Macros		58,355			(46,314)	(12,042)			-	(1)
14UD77	Ocean Exploration Cooperative		1,531,776			(131,971)	(1,399,805)			-	-
14UD78	Chandran Phase E Through F		12,586				(12,586)			-	-
14UD79	Dartmouth College's SVP Proj		83,603			(61,837)	(21,766)			-	-
14UD81	HollySeep Acoustic Observatory		13,903			(9,238)	(4,665)			-	-
14UD82	Integrated Observation-Model		36,734			(24,408)	(12,326)			-	-
14UD87	UPR LTER		184,013			(112,718)	(71,295)			-	-

UNIVERSITY OF NEW HAMPSHIRE DURHAM
DETAILED SCHEDULE OF REVENUES, EXPENSES, AND TRANSFERS
FOR THE YEAR ENDED JUNE 30, 2022

Fund	Fund Title	Net Student Tuition	Grant Revenue[1]	Auxiliary Revenue	Appropriations & Other Revenue	Employee Compensation	Supplies and Services	Other Expenses	Transfers In/(Out)	Beginning Fund Balance 06/30/2021	Ending Fund Balance 06/30/2022
14UD88	AFIRE CubeSat Proposal		29,988			(14,666)	(15,323)			-	(1)
14UD89	Ice Drilling Program (IDPO)		104,870			(69,453)	(35,418)			-	(1)
14UD90	Oil Spill Modeling	(8,582)	73,925			(51,859)	(13,483)			-	1
14UD91	Oil Spill Modeling Participant									-	-
14UD92	Role of Force Balance		86,172			(54,986)	(31,186)			-	-
14UD94	NESCO-UMASS		9,702			(7,176)	(2,526)			-	-
14UD95	Puerto Rican Adults Health		23,218			(15,427)	(7,791)			-	-
14UD98	ACES Sounding Rocket Exper II		81,031			(51,395)	(29,635)			-	1
14UE01	Understanding Impulse Propagat		36,760			(20,411)	(16,349)			-	-
14UE03	Food-Related Hardships		206						(206)	-	-
14UE05	Low Voltage, Ultra-Compact P2		32,770			(21,759)	(11,012)			-	(1)
14UE06	Affective Reactivity Cognitive		73,289			(30,594)	(42,695)			-	-
14UE07	Evaluating Novel Methods		3,217			(3,012)	(205)			-	-
14UE10	Improving WDMApp Performance	(9,330)	130,937			(80,222)	(41,385)			-	-
14UE11	North American Boreal Forests		32,823			(21,809)	(11,014)			-	-
14UE14	RII Track-2 FEC:HarnessBigData	(29,094)	504,849			(299,291)	(176,465)			-	(1)
14UE16	Cognitive Processes (MD		25,814			(17,152)	(8,662)			-	-
14UE17	Writing Assessment Tool (WAT)		56,610			(37,614)	(18,995)			-	1
14UE18	Domestic Seaweed Aquaculture		27,134			(18,029)	(9,105)			-	-
14UE22	Preventing Sexual Violence		13,623			(7,732)	(5,891)			-	-
14UE24	RII Track-2 FEC		39,994			(22,329)	(17,665)			-	-
14UE27	Breast Density Awareness		17,893			(14,911)	(2,982)			-	-
14UE28	GSMFC Phase 2									-	-
14UE29	INFEWS T2:Global-Local-Global		202,103			(110,789)	(91,314)			-	-
14UE32	UVM HRSA Opiods		358,701			(255,695)	(103,007)			-	(1)
14UE34	Using Computational Linguistic		8,554			(5,684)	(2,870)			-	-
14UE35	SNEP Technical Assistance		82,136			(53,696)	(28,441)			-	(1)
14UE37	RII Track-2: Comp Methods		144,511			(61,883)	(82,628)			-	-
14UE38	CISESS Multi Sensor		51,471			(34,200)	(17,271)			-	-
14UE39	Visiting Fellow									-	-
14UE40	Biopesticide Efficacy of Apple		8,381			(6,566)	(1,815)			-	-
14UE41	Optimizing Ocean Acidification		96,121			(57,090)	(39,031)			-	-
14UE42	US Cropping Systems		46,379			(31,661)	(14,718)			-	-
14UE43	RII Track-2: INSPIRES	(5,955)	371,912			(204,241)	(161,715)			-	1
14UE44	DISCERNNE Study									-	-
14UE46	Assesment of the Observing Net		52,733			(35,038)	(17,694)			-	1
14UE47	Social Media Comprehension		4,951			(3,289)	(1,661)			-	1
14UE48	IMAP-Lo Management		162,254			(11,193)	(151,061)			-	-
14UE49	IMAP-Lo Systems Engineering		24,617			(9,597)	(15,020)			-	-
14UE50	IMAP-Lo Sensor Front End Elect	26	245,769			(28,648)	(217,147)			-	-
14UE51	IMAP-Lo Performance Assurance		27,283				(27,283)			-	-
14UE52	IMAP-Lo Science		44,867			(8,375)	(36,492)			-	-
14UE53	IMAP-Lo Flight Software		33,572				(33,572)			-	-
14UE54	Geotechnical Soil-Coastal NH		19,935			(12,488)	(7,447)			-	-
14UE56	TRACERS		409,361			(212,915)	(196,445)			-	1
14UE58	CNH2 Dynamics		39,120			(31,048)	(8,072)			-	-
14UE59	Sustaining Forests & Community		9,816			(7,761)	(2,055)			-	-
14UE61	Back Bay Shellfish Farms		15,162			(8,008)	(7,153)			-	1
14UE62	CERC 3									-	-
14UE64	Additional Funding		74,794			(43,914)	(30,881)			-	(1)
14UE68	PP Project Management		155,076				(155,076)			-	-
14UE69	PP Systems Engineering		158,443			(1,745)	(156,698)			-	-
14UE70	PP Mission Assurance		36,853				(36,853)			-	-
14UE71	Pivot Platform Mechanism		41,218			(7,741)	(33,477)			-	-
14UE72	Pivot Control Card		66,114				(66,114)			-	-

UNIVERSITY OF NEW HAMPSHIRE DURHAM
DETAILED SCHEDULE OF REVENUES, EXPENSES, AND TRANSFERS
FOR THE YEAR ENDED JUNE 30, 2022

Fund	Fund Title	Net Student Tuition	Grant Revenue[1]	Auxiliary Revenue	Appropriations & Other Revenue	Employee Compensation	Supplies and Services	Other Expenses	Transfers In/(Out)	Beginning Fund Balance 06/30/2021	Ending Fund Balance 06/30/2022
14UE73	PP Flight Software									-	-
14UE74	PPM and PPC GSE		185				(185)			-	-
14UE75	PP Integration and Test		4,844				(4,844)			-	-
14UE76	Sea Grant: StriperHub		78,260			(42,445)	(35,815)			-	-
14UE77	NSF CoPe: Workshop Anticipatin		9,992			(7,390)	(2,601)			-	1
14UE79	Macro-Cycle Antifreeze Prop		924			(614)	(310)			-	-
14UE80	GEOSPACE Storms		22,899			(15,215)	(7,684)			-	-
14UE81	START-PCORI		38,888			(23,099)	(15,789)			-	-
14UE82	Neutron Stars & Black Holes		129,490			(55,281)	(74,209)			-	-
14UE83	Farm Management Skills		59,791			(26,922)	(32,869)			-	-
14UE86	RII Track 2 Ducey		26,120			(17,356)	(8,765)			-	(1)
14UE87	RII Track 2 Johnson		36,540			(24,279)	(12,261)			-	-
14UE88	C19 Dartmouth Med. School ECHO									-	-
14UE89	SCAR		10,194			(7,540)	(2,654)			-	-
14UE90	Northeastern States Research		19,452			(15,438)	(4,014)			-	-
14UE91	Northeast SARE		32,924			(12,371)	(20,553)			-	-
14UE92	IBEX Science Extended Mission	(4,385)	454,747			(293,626)	(156,735)			-	1
14UE93	NE Women Livestock Producers		6,765			(3,191)	(3,574)			-	-
14UE94	Multi-Cultivar Grafting		2,180			(323)	(1,857)			-	-
14UE95	Macro-Cycle Antifreeze Prop KV		10,358			(6,440)	(3,919)			-	(1)
14UE96	IMAP-Lo CAVA		1,283			(847)	(436)			-	-
14UE98	IMAP-Lo Bulk Supplies		67,191				(67,191)			-	-
14UE99	Striped Cucumber Beetle		18,874			(3,701)	(15,173)			-	-
14UF00	Ion Acceleration & Composition		29,540			(19,628)	(9,912)			-	-
14UF01	Using Ocean Surface Imagery		30,263			(20,108)	(10,155)			-	-
14UF02	Sphingolipid Metabolism of AML									-	-
14UF03	Integrating Autonomous Field O		4,368			(2,902)	(1,466)			-	-
14UF05	NH-INBRE		169,984			(125,057)	(44,927)			-	-
14UF07	Flight Software		212,686			(133,252)	(79,433)			-	1
14UF08	Making learning visible		97,071			(84,409)	(12,661)			-	1
14UF10	Project SCOPE		18,336			(9,280)	(9,056)			-	-
14UF11	Investigation of the Positive									-	-
14UF13	Increase the Well-Being									-	-
14UF14	Habitable Worlds		72,286			(46,369)	(25,916)			-	1
14UF15	2020-2022 Crop Insurance		23,827			(14,510)	(9,317)			-	-
14UF17	Innate immunity of commensal m		9,874			(6,311)	(3,563)			-	-
14UF18	Quantifying rates of Quaternar		4,998				(4,998)			-	-
14UF19	Advancing Grass-Fed Dairy		69,060			(64,822)	(4,238)			-	-
14UF20	EHY Core Research		111,253			(73,373)	(37,880)			-	-
14UF21	Application of Topological Dat									-	-
14UF22	Northeast Region Center Diagno		282				(282)			-	-
14UF23	Understanding the Hydrodynamic		8,577			(5,507)	(3,070)			-	-
14UF24	Creation of the NH Farm Networ		15,450			(9,575)	(5,875)			-	-
14UF25	Small NE Farms Economic Factor		8,450			(6,706)	(1,744)			-	-
14UF26	Angular Scattering of Netural		22,104			(14,687)	(7,417)			-	-
14UF28	C19 COVID Obesity		575				(575)			-	-
14UF29	C19 Follow-UP COVID Surveys									-	-
14UF30	DISCERNNE Yr 2 of 3		7,709			(6,118)	(1,591)			-	-
14UF32	Microbiome of Opioid Addiction	(3,763)	113,987			(53,245)	(56,980)			-	(1)
14UF34	BII- Implementation: The EMERG		680,680			(212,995)	(467,685)			-	-
14UF36	Dartmouth year 2 of 5		7,487			(5,835)	(1,651)			-	1
14UF37	A Multi-Spectral Thermal Infra		4,880			(3,242)	(1,637)			-	1
14UF39	C19 Supplement									-	-
14UF40	Opportunistic Sensing, Data		44,233			(20,699)	(10,660)		(12,873)	-	1
14UF41	Occupational Requirements and		15,322			(11,333)	(3,989)			-	-

UNIVERSITY OF NEW HAMPSHIRE DURHAM
DETAILED SCHEDULE OF REVENUES, EXPENSES, AND TRANSFERS
FOR THE YEAR ENDED JUNE 30, 2022

Fund	Fund Title	Net Student Tuition	Grant Revenue[1]	Auxiliary Revenue	Appropriations & Other Revenue	Employee Compensation	Supplies and Services	Other Expenses	Transfers In/(Out)	Beginning Fund Balance 06/30/2021	Ending Fund Balance 06/30/2022
14UF42	Evaluation Plan		10,439			(6,936)	(3,503)			-	-
14UF43	Survival, recruitment, and mov		2,119						(2,119)	-	-
14UF44	High Latitude Upper Atmosphere	(2,274)	30,346			(18,275)	(9,797)			-	-
14UF46	Ocean Gravity-Capillary Waves:		17,597			(11,615)	(5,982)			-	-
14UF47	Iron, Ferroptosis,Ovarian Canc	(1,053)	40,768			(24,359)	(15,356)			-	-
14UF48	Peak water in High Mountain		77,994			(35,207)	(42,786)			-	1
14UF49	MBF Child Safety Matters		7,862			(7,147)	(715)			-	-
14UF50	Forecasting Salinity in Rivers		4,388			(2,915)	(1,472)			-	1
14UF51	AtmoSense AIRWaveS: Atmosphere		118,029			(57,366)	(60,664)			-	(1)
14UF52	IMAP-Lo ETU and MM Sensor and		91,462			(36,987)	(54,475)			-	-
14UF54	IMAP-Lo EM Electronics and EBo									-	-
14UF56	IMAP-Lo GSE		15,594			(7,145)	(8,449)			-	-
14UF57	IMAP-Lo EM AI and T Calibratio		1,904				(1,904)			-	-
14UF59	IMAP-LO EM EEE Parts Procureme		75,579				(75,579)			-	-
14UF60	IMAP-Lo EM Materials and Mecha		64,922				(64,922)			-	-
14UF63	An Updated Site Selection Mode									-	-
14UF64	AccelNet: GLASSNET: Network		16,646			(10,987)	(5,658)			-	1
14UF65	Quantifying contributions from		81,131			(35,669)	(45,462)			-	-
14UF66	Business and Economic Planning		5,174			(4,106)	(1,068)			-	-
14UF67	Scholar in Residence: Complete		20,002			(20,002)				-	-
14UF68	OSU		136,881			(88,213)	(48,667)			-	1
14UF69	Early season soil applications		6,952			(3,777)	(3,176)			-	(1)
14UF70	Enhancing Heliophysics Python		2,167			(1,440)	(727)			-	-
14UF71	Predicting density and occurre		1,852				(1,852)			-	-
14UF72	Reducing Legal Risks for Women		4,270			(3,388)	(881)			-	1
14UF73	Assisted migration: A viable s	(9,665)	58,139			(36,800)	(11,673)			-	1
14UF74	Hurricane Ecosystem Response		2,332			(919)	(1,413)			-	-
14UF75	THEMIS Extended Phase E Supp'l		34,645			(22,868)	(11,777)			-	-
14UF76	C19 Escaping to the Northern		14,834			(10,988)	(3,846)			-	-
14UF77	ECHO Tooth Samples		1,117				(1,117)			-	-
14UF78	ECHO Saliva Samples		47,302			(21,589)	(25,713)			-	-
14UF79	ECHO Toenail Samples		16,351			(9,384)	(6,966)			-	1
14UF80	CARICOOS									-	-
14UF81	Can watershed land use legacie		21,135			(10,990)	(10,144)			-	1
14UF82	Laura Nickerson Fund		6,340			(4,212)	(2,127)			-	1
14UF83	NEBI (Water): Connecting N'dak		12,689			(8,376)	(4,313)			-	-
14UF84	Weed IPM in Perennial Forage F		1,277			(1,013)	(263)			-	1
14UF85	North Carolina Traffic Survey		47,066			(42,787)	(4,279)			-	-
14UF86	Low Voltage, Ultra-Compact Pla		59,884			(38,568)	(21,315)			-	1
14UF87	Retrieval of Coastal and Inla		54,990			(31,326)	(23,664)			-	-
14UF88	Crown Center for Middle East S		70,000			(70,000)				-	-
14UF91	The Effects of Body Compositio		4,989			(3,315)	(1,674)			-	-
14UF92	Charles Warren Visiting Schola		51,318			(50,502)	(816)			-	-
14UF93	Physical and Psychological		22,475			(14,934)	(7,542)			-	(1)
14UF94	IMAP-Deputy PI		188,383			(86,572)	(101,812)			-	(1)
14UF95	IMAP HI EM Sensor and FEE		91,289			(54,812)	(36,477)			-	-
14UF96	IMAP-Lo Instrument Management		439,144			(89,735)	(349,409)			-	-
14UF97	IMAP-Lo Systems Engineering		360,452			(149,901)	(210,550)			-	1
14UF98	IMAP-Lo Product Assurance		217			(217)				-	-
14UF99	IMAP-Lo Science	(2,193)	509,811			(153,087)	(354,531)			-	-
14UG01	IMAP-Lo ETU, MM and Sensor Ele	(4,574)	1,210,396			(464,025)	(741,797)			-	-
14UG02	IMAP-Lo FM Sensor and Electron		92,278			(53,241)	(39,038)			-	(1)
14UG03	IMAP-Lo EM Electronics Box		3,049			(1,978)	(1,071)			-	-
14UG04	IMAP-Lo FM Electronics and Ebo									-	-
14UG05	IMAP-Lo FSW									-	-

UNIVERSITY OF NEW HAMPSHIRE DURHAM
DETAILED SCHEDULE OF REVENUES, EXPENSES, AND TRANSFERS
FOR THE YEAR ENDED JUNE 30, 2022

Fund	Fund Title	Net Student Tuition	Grant Revenue[1]	Auxiliary Revenue	Appropriations & Other Revenue	Employee Compensation	Supplies and Services	Other Expenses	Transfers In/(Out)	Beginning Fund Balance 06/30/2021	Ending Fund Balance 06/30/2022
14UG06	IMAP-Lo GSE		266,067			(150,160)	(115,907)			-	-
14UG08	IMAP-Lo EM AIT and Calibration		298,308			(177,789)	(120,519)			-	-
14UG09	IMAP-Lo FM AIT Calibration		31,599			(13,409)	(18,190)			-	-
14UG12	IMAP-Lo EM EEE Parts Procureme		2,953				(2,953)			-	-
14UG15	IMAP-Lo EM Materials and Mecha		212,470				(212,470)			-	-
14UG19	IMAP-Lo FM EEE Parts Procureme									-	-
14UG22	5.4..13 IMAP-Lo FM Materials									-	-
14UG26	CODICE		40,102			(24,886)	(15,216)			-	-
14UG35	CAVA		34,369			(21,631)	(12,738)			-	-
14UG37	Interdisciplinary Network on R		14,976			(13,867)	(1,109)			-	-
14UG38	Northeastern States Research C		57,921			(45,969)	(11,952)			-	-
14UG39	Amplitude, Wave Vector and Poy		9,948			(6,610)	(3,338)			-	-
14UG42	2021 NSF BIO REPS Program		19,517				(19,517)			-	-
14UG43	LiDAR		8,155			(5,310)	(2,845)			-	-
14UG44	THEMIS Data Analysis	(2,193)	84,021			(53,712)	(28,116)			-	-
14UG45	Digitization TCN: Collaborativ		5,762			(3,804)	(1,959)			-	(1)
14UG46	Antifungal activity of grapevi		3,146			(2,047)	(1,099)			-	-
14UG47	Invasive Green Crab		2,002			(1,330)	(672)			-	-
14UG48	Network development & skill bu		24,800			(19,500)	(5,300)			-	-
14UG49	Resilience and positive feedba	(6,833)	67,034			(39,464)	(20,738)			-	(1)
14UG50	IMAP Phase C-D		7,832			(3,703)	(4,129)			-	-
14UG51	SwRI		2,974,763				(2,974,763)			-	-
14UG52	Year 2		51,061			(37,767)	(13,294)			-	-
14UG53	NEPDN Regional Diagnostics Fac		10,077			(8,190)	(1,888)			-	(1)
14UG54	Year 2 of 5		150,356			(95,637)	(54,719)			-	-
14UG55	7-1-21 YR 2 of 2		5,505				(5,505)			-	-
14UG56	Feeding seaweed to advance the		2,666			(1,866)	(800)			-	-
14UG57	Jumpstart to Farm Food Safety		21,566			(16,235)	(5,331)			-	-
14UG58	UARC tasks with NAVFAC-UW - Sc		13,793			(9,104)	(4,689)			-	-
14UG59	Novel food-based approach for		8,936			(5,899)	(3,038)			-	(1)
14UG60	Next Generation High- Temperat		10,262			(6,754)	(3,508)			-	-
14UG61	Arctic Ice Experiments		19,752			(6,045)	(13,707)			-	-
14UG62	Pheromone-Based Monitoring		3,508			(2,315)	(1,192)			-	1
14UG63	Year 2 08/01/22 to 07/31/23									-	-
14UG64	Year 3 08/01/23 to 07/31/24									-	-
14UG65	Building Labor Mgmt Know How		14,599			(13,139)	(1,460)			-	-
14UG66	Multilevel Analytics and Data	(5,067)	53,706			(32,105)	(16,534)			-	-
14UG67	New Blade Materials for Marine		1,318			(876)	(442)			-	-
14UG68	Collaborative Research: NSF-BS		4,847			(3,199)	(1,648)			-	-
14UG69	Development of the E3SM Marine		6,680			(4,383)	(2,296)			-	1
14UG70	A region-wide collab approach		1,059			(963)	(96)			-	-
14UG71	Understanding Multi-Stressor a		179,313			(92,136)	(87,177)			-	-
14UG72	Collabroative Research: Trans		10,158			(4,873)	(5,284)			-	1
14UG73	2021-2022 RVCC Technical		15,000			(15,000)				-	-
14UG74	Using Parker Solar Probe to te		13,104			(8,649)	(4,454)			-	1
14UG75	Test of a Novel Mini-Dilution									-	-
14UG76	Simulating radio wave propagat		25,443			(16,794)	(8,649)			-	-
14UG77	NTI-Utah		24,512			(22,697)	(1,816)			-	(1)
14UG78	YR 3 8-1-21 to 7-31-22		38,859			(30,840)	(8,018)			-	1
14UG79	Optimizing pest management in		6,319			(4,277)	(2,042)			-	-
14UG80	COUINS Rocket		10,005			(6,604)	(3,401)			-	-
14UG81	Easton White		8,601			(5,070)	(3,531)			-	-
14UG82	CARICOOS - Ocean Acidification		12,000			(4,670)	(7,330)			-	-
14UG83	THEMIS		36,901			(21,961)	(14,939)			-	1
14UG84	Promoting IPM Practices for Im		8,984			(7,131)	(1,854)			-	(1)

UNIVERSITY OF NEW HAMPSHIRE DURHAM
DETAILED SCHEDULE OF REVENUES, EXPENSES, AND TRANSFERS
FOR THE YEAR ENDED JUNE 30, 2022

Fund	Fund Title	Net Student Tuition	Grant Revenue[1]	Auxiliary Revenue	Appropriations & Other Revenue	Employee Compensation	Supplies and Services	Other Expenses	Transfers In/(Out)	Beginning Fund Balance 06/30/2021	Ending Fund Balance 06/30/2022
14UG85	Centralized Data Collection Pr		23,584			(17,215)	(6,370)			-	(1)
14UG86	The export of terrigenous DOC		19,464			(12,848)	(6,617)			-	(1)
14UG87	Centralized Data Collection Pr		1,879			(1,371)	(507)			-	1
14UG88	SSC-PG: Enhancing Community		11,211			(7,400)	(3,811)			-	-
14UG89	The Role pf Waves and Turbulen		3,039			(2,006)	(1,033)			-	-
14UG90	Comprehensive characterization	(1,096)	269,390			(168,026)	(100,268)			-	-
14UG91	Supporting Trauma-Informed Car		2,001				(2,001)			-	-
14UG92	Participation of Joel Johnson									-	-
14UG93	Contaminants of Emerging Conce									-	-
14UG95	Year 3 of 5		23,478			(18,634)	(4,845)			-	(1)
14UG97	Centralized Data Collection Pr		1,496			(1,092)	(404)			-	-
14UG98	Enhancing analysis of NASA dat		16,186			(10,684)	(5,502)			-	-
14UG99	Investigation of Estuarine Hab		11,121			(4,645)	(6,475)			-	1
14UH01	Increasing resiliency to chang		344			(241)	(103)			-	-
14UH02	Training for Solar Developers		76,376			(28,749)	(47,627)			-	-
14UH03	Risk Management Education for		2,739			(2,174)	(565)			-	-
14UH04	Invasive Pest 7-1-22 to 06-30-23									-	-
14UH05	IODP Expedition 393		7,667			(6,085)	(1,582)			-	-
14UH07	Invasive Pest 7-1-23 to 06-30-24									-	-
14UH08	RII Track-2 FEC Consortium		14,167			(3,573)	(10,594)			-	-
14UH09	Database of TWINS Ion Temperat		3,973			(2,622)	(1,350)			-	1
14UH11	Principles of intelligent sens		1,418				(1,418)			-	-
14UH12	Improving Lumpfish Grown-out P									-	-
14UH13	Harmful Algal Bloom Innovative		13,886			(8,602)	(5,284)			-	-
14UH14	Oak at the Edge: Investigatin									-	-
14ZAD1	UNH P1 Adjustments	(7,134)					2,929,911		(2,929,989)	7,211	(1)
14ZAD3	UNH P1 Adjustments		(222,929)		14,433,393		222,929			(15,735,795)	(1,302,402)
14ZCLR	UNH Cost Sharing Clearing Fund						708,212		(708,212)	-	-
14ZL05	NH Dept. of Enviromental Services									-	-
14ZL07	NEA-New Hampshire									-	-
14ZU00	CWS Balance Sheet Activity									-	-
14ZU01	CWS A Safe Place									-	-
14ZU02	CWS Environmental Hazards Mgt Ins									-	-
14ZU03	CWS US Fish and Wildlife Services									-	-
14ZU04	CWS Kittery Recreation Department									-	-
14ZU05	CWS Children's Museum of Portsmouth									-	-
14ZU06	CWS Catholic Student Center Church									-	-
14ZU07	CWS The Children's Workshop									-	-
14ZU08	CWS COAST Transportation									-	-
14ZU09	CWS Corner Stone School									-	-
14ZU10	CWS Town of Durham				1,119	(1,119)				-	-
14ZU11	CWS Developmental Services									-	-
14ZU12	CWS Dover Children's Home									-	-
14ZU13	CWS Ausi									-	-
14ZU14	CWS City of Dover									-	-
14ZU15	CWS Dover Daycare Center									-	-
14ZU16	CWS Dover Group Home									-	-
14ZU17	CWS City of Rochester									-	-
14ZU18	CWS Durham Infant Center									-	-
14ZU19	CWS Town of Exeter									-	-
14ZU20	CWS Exeter School District									-	-
14ZU21	CWS Growing Places				3,199	(3,199)				-	-
14ZU22	CWS Geological Survey									-	-
14ZU23	CWS Greater Ports Chamber of Comm									-	-
14ZU24	CWS Housing Partnership									-	-

UNIVERSITY OF NEW HAMPSHIRE DURHAM
DETAILED SCHEDULE OF REVENUES, EXPENSES, AND TRANSFERS
FOR THE YEAR ENDED JUNE 30, 2022

Fund	Fund Title	Net Student Tuition	Grant Revenue[1]	Auxiliary Revenue	Appropriations & Other Revenue	Employee Compensation	Supplies and Services	Other Expenses	Transfers In/(Out)	Beginning Fund Balance 06/30/2021	Ending Fund Balance 06/30/2022
14ZU25	CWS Souhegan School District									-	-
14ZU26	CWS Little People's Center									-	-
14ZU27	CWS YMCA Strafford County									-	-
14ZU28	CWS Manchester Boys Girls Club									-	-
14ZU29	CWS Newmarket Park & Recreation Dep									-	-
14ZU30	CWS Sexual Assault Support Services									-	-
14ZU31	CWS N H Council on World Affairs									-	-
14ZU32	CWS Town of Newmarket									-	-
14ZU33	NH Natural Heritage Inven									-	-
14ZU34	CWS The Simple Society									-	-
14ZU35	CWS Oyster River Elementary School									-	-
14ZU36	CWS Portsmouth Police Department									-	-
14ZU37	CWS Portsmouth Public Library									-	-
14ZU38	CWS Strafford Regional Planning Co									-	-
14ZU39	CWS Portsmouth Recreation Dept									-	-
14ZU40	CWS Portsmouth School District									-	-
14ZU41	CWS Rochester Public Library									-	-
14ZU42	CWS Rockingham Planning Commission									-	-
14ZU43	CWS Seacoast Regional Counseling									-	-
14ZU44	CWS #004 Soil & Conservation Servic									-	-
14ZU45	CWS Social Security Administr									-	-
14ZU46	CWS Somersworth School District									-	-
14ZU47	CWS Strafford Regional Planning Co									-	-
14ZU48	CWS USDA Forestry Service									-	-
14ZU49	CWS Strawberry Banke Museum									-	-
14ZU50	CWS Community Childcare Center									-	-
14ZU51	CWS Rochester Recreation Dept									-	-
14ZU52	CWS Linked Together									-	-
14ZU54	CWS Rhode Island Higher Education									-	-
14ZU56	CWS NH Office of Volunteerism									-	-
14ZU57	CWS The New England Aquarium									-	-
14ZU61	CWS NH Citizens Alliance									-	-
14ZU62	CWS Hear in New Hampshire									-	-
14ZU63	CWS Families in Transition									-	-
14ZU64	CWS Seacoast Repertory Theatre									-	-
14ZU65	CWS CLL									-	-
14ZU67	CWS Dover Housing Authority									-	-
14ZU69	CWS Area Homemakers									-	-
14ZU70	CWS City of Manchester Youth Serv									-	-
14ZU71	CWS Second Start									-	-
14ZU72	CWS New Futures									-	-
14ZU73	CWS Manchester School District									-	-
14ZU74	CWS Manchester Historic Associatio									-	-
14ZU75	CWS Volunteers of America									-	-
14ZU77	CWS Town of Amesbury									-	-
14ZU79	Sustainable Harvest International									-	-
14ZU80	Manchester School Dist ParkerVarney									-	-
14ZU82	Cool Air-Clean Planet									-	-
14ZU83	Measured Progress									-	-
14ZU84	Newmarket School District									-	-
14ZU85	Northeast Deaf & Hard of Hearing Se									-	-
14ZU86	Barrington Public Library									-	-
14ZU88	Seacoast Interfaith Hospitality Net									-	-
14ZU89	Boston University School of Law									-	-
14ZU91	Crossroads House									-	-

UNIVERSITY OF NEW HAMPSHIRE DURHAM
DETAILED SCHEDULE OF REVENUES, EXPENSES, AND TRANSFERS
FOR THE YEAR ENDED JUNE 30, 2022

Fund	Fund Title	Net Student Tuition	Grant Revenue[1]	Auxiliary Revenue	Appropriations & Other Revenue	Employee Compensation	Supplies and Services	Other Expenses	Transfers In/(Out)	Beginning Fund Balance 06/30/2021	Ending Fund Balance 06/30/2022
14ZU92	Town of Newmarket									-	-
14ZU94	Audubon Society of New Hampshire									-	-
14ZU95	Seacoast Family YMCA									-	-
14ZU96	Mill Pond Center for the Arts									-	-
14ZU98	Town of Northwood									-	-
14ZU99	New Hampshire Veterans Home									-	-
14ZUNH	Restricted Rev Adjustment- UNH						(39)		(1)	103,259	103,219
14ZW02	The MATCH School									-	-
14ZW03	Rochester Child Care Center									-	-
14ZW04	FIRST									-	-
14ZW05	Boys & Girls Club of Greater Nashua									-	-
14ZW07	Northfield Mount Hermon Upward Boun									-	-
14ZW08	Newmarket Housing Authority									-	-
14ZW09	McGregor Memorial Ambulance									-	-
14ZW10	Greater Somersworth Chamger of Comm									-	-
14ZW11	Region 10 Comunity Support Services									-	-
14ZW12	Manchester School District 21st CCL									-	-
14ZW13	The Salvation Army Concord NH									-	-
14ZW14	Social Sec Admin Haverhill MA									-	-
14ZW15	Rochester Youth Safe Haven									-	-
14ZW17	NH Plant Growers Association									-	-
14ZW19	Secoast Charter School									-	-
14ZW20	Berwick Academy									-	-
14ZW21	United Campus Ministry				(58)	143				-	85
14ZW22	New Hampshire Public Broadcasting									-	-
14ZW23	Dover Adult Learning Center									-	-
14ZW24	YWCA of Manchester									-	-
14ZW25	La Napoule Art Foundation									-	-
14ZW26	Child Health Services									-	-
14ZW27	Somersworth School District									-	-
14ZW29	Boat Camp, Inc.									-	-
14ZW31	Southern New Hampshire Services, In									-	-
14ZW32	Seacoast Local, Inc.									-	-
14ZW34	ORIS									-	-
14ZW35	Great Bay Stewards, Inc.									-	-
14ZW36	Friends in Action									-	-
14ZW39	Leading Age Maine & New Hampshire									-	-
14ZW42	Hanover Chamber of Commerce									-	-
14ZW43	Freedom Cafe				2,505	(2,505)				-	-
14ZZNH	Restricted Rev Adjustment		(28,910,938)				28,910,938			-	-
159083	2020 Small Business Center									-	-
159084	C19 ASBDC Corona Supplemental		427,347			(238,652)	(188,695)			-	-
159085	FOSTER Focus on SBIR-STTR		27,917			(8,541)	(19,376)			-	-
159086	C19 ASBDC-Molly Donovan		30,365			(30,365)				-	-
159088	2021 Small Business Developmen		474,682			(358,595)	(116,087)			-	-
159089	FOSTER YR2		59,202			(35,243)	(23,959)			-	-
159090	2022 Small Business Developmen		168,363			(99,297)	(69,066)			-	-
15C162	UNH Undistributed Salaries									-	-
15C915	Moose Population Dynamics - CS									-	-
15CA27	Confucius Institute - CS									-	-
15CA61	Silvicultural Strategies - CS									-	-
15CA89	TQP-Coop Ext									-	-
15CA90	UNH-TRRE - CS	451,850				(88,247)	(7,060)		(330,468)	38	26,113
15CAUS	Undistributed Sals for Acad Affairs					1				-	1
15CB03	Old-Growth Forests Dynamics - CS									-	-

UNIVERSITY OF NEW HAMPSHIRE DURHAM
DETAILED SCHEDULE OF REVENUES, EXPENSES, AND TRANSFERS
FOR THE YEAR ENDED JUNE 30, 2022

Fund	Fund Title	Net Student Tuition	Grant Revenue[1]	Auxiliary Revenue	Appropriations & Other Revenue	Employee Compensation	Supplies and Services	Other Expenses	Transfers In/(Out)	Beginning Fund Balance 06/30/2021	Ending Fund Balance 06/30/2022
15CB07	NSRC: Theme 2 Cost Share									-	-
15CB11	Effects of Stress Factors - CS									-	-
15CB14	PnET-CN Model Enhancement C-S									-	-
15CB17	Northern Forest Response - CS									-	-
15CB25	EPO Regulated Eythropoiesis C-S									-	-
15CB29	FTA Transit Information Signage-Mat						(3,500)		3,500	-	-
15CB41	Investing in Our Future - CS					(78,716)	(8,745)		87,421	40	-
15CB43	NH Sea Grant 2018-2021 Omnibus - CS					(54,645)	(27,596)		14,093	68,149	1
15CB44	Continuous, High Yield Kelp - CS					(4,886)	(2,467)		7,354	14	15
15CB45	Nature-Based Coastal Infra - CS								1	(1)	-
15CB46	Tsavalas EPScOR Cost Share								(111)	111	-
15CB47	Varga EPScOR - CS									-	-
15CB48	Creating Functioning Landscape CS									-	-
15CB52	CS Sustainability of NE Aquacult									-	-
15CB53	Communications - CS					(129,653)	(33,710)		163,311	52	-
15CB54	Watson Jonah Crabs - CS									-	-
15CB55	Watts Ecosystem Assessments - CS									-	-
15CB56	Whistler Vibrio - CS									-	-
15CB57	Berlinsky-Striped Bass - CS								(1,445)	1,445	-
15CB60	Education - CS					(10,658)	(2,771)		13,882	-	453
15CB61	Workforce Development - CS						(65)		65	-	-
15CB62	Extension - CS					(29,752)	(7,736)		37,972	-	484
15CB69	Contact Lens-Corneal Melting CS									-	-
15CB72	Education Tuition Partnership - CS									-	-
15CB85	Fellowship Program Supplement - CS					(6,784)	(3,426)		10,195	15	-
15CB86	Offshore Aquaculture Demo - CS									-	-
15CB91	MRI: NMR Spectrometer - CS					(21,540)	(10,878)		32,418	-	-
15CB92	Prairie Mole Cricket - CS									-	-
15CB93	Prairie Mole Cricket Yr 2 & 3- CS									-	-
15CB94	RII-Track 1 Cost Share	(11,499)				(137,366)	(184,204)		371,945	289,413	328,289
15CB95	Great Bay Waterbody - CS									30,000	30,000
15CB99	RII-Track 1 E.Berda CS	(1,053)							1,053	-	-
15CBUS	Undistributed Salaries for COLSA					(874)			874	-	-
15CC00	RII-Track 1 M.Knezevic CS	(9,133)							9,133	-	-
15CC01	RII-Track 1 J.Tsavalas CS	(5,177)				(16,541)	(8,353)		30,071	-	-
15CC05	TeleECHO Infrastructure - CS						(9,100)		9,100	-	-
15CC11	Ocean Exploration Cooperative - CS					(46,486)	(23,475)		69,962	-	1
15CC14	NH Invasives Academy CS									-	-
15CC15	Town Forests & Citizen Science CS					(36,199)	(9,412)		45,619	53	61
15CC16	Leveraging Natural Resources - CS									-	-
15CC17	Biofab & Bioengineering K12 - CS					(5,095)	(2,573)		7,608	60	-
15CC18	Collection Assessment CS									-	-
15CC19	NH NASA EPSCoR RID 19-20 - CS									-	-
15CC22	EPSCoR BioMade CS	(13,962)				(21,328)	(10,770)		46,060	-	-
15CC23	RII-Track 1 C.Chapman CS									-	-
15CC25	RII-Track 1 I.Tsukrov CS	(4,840)							4,840	-	-
15CC26	ORPC: HighDeflection Hydrofoil - CS									-	-
15CC29	Small Mammal Population - CS					(780)	(394)		1,174	-	-
15CC37	Climate Risk on Working Lands CS					(1,500)	(758)		2,258	-	-
15CC39	Green Mountain National Forest - CS									-	-
15CC40	UNH Estuarine Monitoring-Prep - CS									-	-
15CC48	Sensor Network Research CS						(304)		304	-	-
15CC49	Proj 1B-Coverts Training CS								(6)	6	-
15CC50	Proj IV: SGCN CS								(4)	4	-
15CC51	Ext Wildlife Conservation CS								(11)	11	-

UNIVERSITY OF NEW HAMPSHIRE DURHAM
DETAILED SCHEDULE OF REVENUES, EXPENSES, AND TRANSFERS
FOR THE YEAR ENDED JUNE 30, 2022

Fund	Fund Title	Net Student Tuition	Grant Revenue[1]	Auxiliary Revenue	Appropriations & Other Revenue	Employee Compensation	Supplies and Services	Other Expenses	Transfers In/(Out)	Beginning Fund Balance 06/30/2021	Ending Fund Balance 06/30/2022
15CC52	ProjIII:TechAsst-SpeciesHabita CS								(4)	4	-
15CC53	ProjII: Taking Action Wildlife CS								(7)	7	-
15CC54	SG: Regional Lobster Extension CS					(4,821)	(2,435)		7,257	-	1
15CC55	Sea Grant Visioning Efforts - CS									1	1
15CC58	Acquisition Computer Cluster - CS						(1)			121,133	121,132
15CC63	DD Council - Think College - CS					(254)	(66)		298	22	-
15CC64	Domestic Seaweed Aquaculture - CS					(5,405)	(2,729)		8,137	9	12
15CC66	Restoring NE's Saltmarsh - CS					(20,015)	(5,204)		25,221	11	13
15CC67	Coupling of Ovigerous Female - CS									-	-
15CC68	SNEP Technical Assistance - CS					(9,366)	(3,296)		12,662	-	-
15CC69	No Markets, No Managements - CS					(2,705)	(703)		3,411	8	11
15CC70	2019 NH Forest Stewardship - CS								(330)	330	-
15CC71	2019 Urban Community Forestry - CS									-	-
15CC75	RII-Track 1 J.Ha CS								165,399	23,766	189,165
15CC76	RII-Track 1 H.Vashisth CS					(16,420)	(8,292)		24,712	-	-
15CC77	Sustaining Forests & Community - CS					(4,286)	(1,114)		5,402	3	5
15CC78	Cost Share								9,197	-	9,197
15CC80	Sea Grant: StriperHub - CS					(17,197)	(8,632)		25,864	-	35
15CC81	2020 Small Business Center CS									-	-
15CC83	Seabirds as Indicators CS									-	-
15CC84	Role of Dune Overtopping - CS									-	-
15CC85	Rainbow Smelt in NH CS					(17,739)	(8,958)		26,698	-	1
15CC86	WRRC Administration Yr 5 - CS									-	-
15CC87	WRRC Info Transfer Yr 5 - CS									-	-
15CC88	WRRC Real Time Monitoring Yr 5 - CS					(3,460)	(1,747)		(2,381)	7,589	1
15CC89	Wastewater Treatment Processes - CS					(29,879)	(15,089)		44,969	-	1
15CC90	Tidal Marsh in Hampton - CS									-	-
15CC91	LEAP - Phase A CS						(12,357)		(37,641)	50,000	2
15CC92	Aeronomy at Earth CS									-	-
15CC93	Stock Enhancement of the NH - CS									-	-
15CC95	Innovative Binder Compatible - CS									-	-
15CC96	Making Noyce in NH - CS					(50,019)	(31,414)		81,907	44	518
15CC97	Coastal Communities & Climate - CS								(5)	5	-
15CC98	CIBBR Yr4: TLR-TRIF - CS									-	-
15CC99	CIBBR Yr4: cAMP Signaling - CS									-	-
15CCUS	Undistributed Salaries for COLA									-	-
15CD00	CIBBR Yr4: Bromodomain Protein - CS									-	-
15CD02	Bringing uSafeUS to all NH Pos - CS									-	-
15CD03	Effects of Environmental - CS					(4,205)	(2,123)		6,328	-	-
15CD05	Maintaining and Enhancing the - CS									-	-
15CD06	UCEDD Renewal YR 4 - CS					(57,663)	(20,297)		77,985	-	25
15CD08	LiDAR- Enabled Monitoring - CS					(3,558)	(1,797)		5,355	-	-
15CD09	Confucius Institute - CS					(8,333)			8,282	51	-
15CD11	Assessing Insect Communities A - CS					(9,579)	(2,490)		12,069	-	-
15CD12	Acer Saccharum - CS					(33,381)	(16,857)		50,350	-	112
15CD13	Planning a Resilient Tomorrow - CS									-	-
15CD14	RII-Track 1-Nathan Oldenhuis - CS						(24,641)		33,268	25,000	33,627
15CD15	RII-Track 1-Linqing Li - CS	(7,855)					(16,582)		34,803	15,422	25,788
15CD16	2020 New Hampshire Forest Stew - CS					(32)	(8)		9	31	-
15CD17	RII-Track 1-Qi Zhang - CS	(12,685)				878	443		12,242	-	878
15CD18	2020 Urban and Community Fores - CS					(26)	(7)		12	21	-
15CD19	UNH TRIO Student Support Ser - CS					(63,391)	(5,071)		70,296	8,187	10,021
15CD20	The Sociecological Shock CS					(7,632)			7,629	3	-
15CD21	Oyster Enhancement & PFA CS									21	21
15CD22	Identifying Poor Quality Fores - CS					(23,847)	(6,200)		30,050	19	22

UNIVERSITY OF NEW HAMPSHIRE DURHAM
DETAILED SCHEDULE OF REVENUES, EXPENSES, AND TRANSFERS
FOR THE YEAR ENDED JUNE 30, 2022

Fund	Fund Title	Net Student Tuition	Grant Revenue[1]	Auxiliary Revenue	Appropriations & Other Revenue	Employee Compensation	Supplies and Services	Other Expenses	Transfers In/(Out)	Beginning Fund Balance 06/30/2021	Ending Fund Balance 06/30/2022
15CD23	FOSTER Focus on SBIR-STTR CS					(5,717)	(2,012)		5,560	2,169	-
15CD24	2021-22 NOAA Great Bay System - CS									12	12
15CD26	B2S Industry Challenge: Enhanc - CS					(15,360)	(3,994)		19,351	19	16
15CD27	Proteomic Approach to Determi - CS					(22,775)	(11,501)		11,502	22,775	1
15CD28	TRB NCHRP IDEA - CS					(19,321)	(9,757)		29,078	-	-
15CD29	Distance Learning and Telemedi - CS						(3,291)		27,500	-	24,209
15CD30	Cost Share					(2,076)	(730)		2,806	-	-
15CD31	Cost Share									-	-
15CD33	Impacts of Asphalts Pavement - CS									-	-
15CD34	J. Roth Cost Share	(13,728)				(19,856)	(43,909)		105,844	-	28,351
15CD36	Business and Economic Planning - CS					(3,656)	(951)		1,142	3,468	3
15CD37	NH Sea Grant CoastWise - CS					(13,791)	(4,854)		18,646	-	1
15CD38	Scholar in Residence: Complete - CS					(67,161)			67,161	-	-
15CD40	Building Coastal Resilience by - CS					(793)	(206)		1,002	-	3
15CD41	Cost Share									-	-
15CD42	Assisted migration: A viable s - CS					(9,938)	(5,118)		15,056	-	-
15CD43	C19 Escaping to the Northern - CS					(3,871)	(1,355)		5,229	-	3
15CD44	Can watershed land use legacie - CS					(21,646)	(10,931)		32,578	-	1
15CD45	Coastal Roundtable - CS					(5,501)	(4,197)		9,698	-	-
15CD46	French Cost Share					(17,141)	(4,457)		16,976	4,622	-
15CD47	NH IPM Cost Share Demo Program - CS					(3,002)	(780)		3,784	-	2
15CD48	EW139 Roseate - CS					(4,033)	(1,048)		5,081	-	-
15CD49	T23R2P9 Tern Mgt. - CS									-	-
15CD50	Scaling Up Living Shoreline St - CS					(44,741)	(23,041)		67,782	-	-
15CD52	Cost Share									-	-
15CD53	CIBBR YR5: TLR-TRIF - CS					(43,780)	(17,447)		61,227	-	-
15CD54	CIBBR YR5: Bromodomain Protei - CS					(36,763)	(14,651)		51,414	-	-
15CD55	Coastal Viewer - CS									-	-
15CD56	Evaluating Furbearer Monitorin - CS					(19,419)	(7,185)		26,604	-	-
15CD57	Cost Share					(9,921)	(2,580)		12,503	-	2
15CD58	Crown Center for Middle East S - CS					(26,320)			26,320	-	-
15CD59	Cost Share					(37,748)			37,748	-	-
15CD60	Cost Share, Fringe Override					(18,989)			18,989	-	-
15CD61	Fellowship at Library of Congr - CS					(15,040)			15,040	-	-
15CD62	Project III-Amanda Species Hab - CS					(6,100)	(1,586)		7,688	-	2
15CD63	Project IV-Haley Monitor Manag - CS					(4,486)	(1,166)		5,654	-	2
15CD64	Technical Information and Guid - CS					(22,173)	(5,765)		27,946	-	8
15CD65	Cost Share Project 11 Amanda					(8,029)	(2,088)		10,122	-	5
15CD66	Wetland Reserve Easement Agree - CS					(9,563)	(2,486)		12,050	-	1
15CD68	Securing Forest Carbon - CS					(922)	(240)		1,168	-	6
15CD69	Coverts - CS					(13,209)	(3,434)		16,649	-	6
15CD70	Eastern hemlock CLT & demo pro - CS					(2,486)	(646)		3,136	-	4
15CD71	Risk assessment of non-target - CS					(6,943)	(2,444)		9,387	-	-
15CD72	C-19 Accelerating Entrepreneur - CS					(1,363)	(354)		1,717	-	-
15CD73	An Atlantic Marine Energy Cent - CS					(64,293)	(33,111)		97,404	-	-
15CD74	Cost Share Admin					(10,523)	(5,419)		15,942	-	-
15CD75	Cost Share McD Info					(15,062)	(7,756)		22,818	-	-
15CD76	CS Aschcraft					(20,126)	(10,365)		30,491	-	-
15CD77	CS Lightbody					(20,917)	(10,773)		31,690	-	-
15CD78	CS McD-Sensors					(19,648)	(10,118)		29,766	-	-
15CD79	Cost Share C French					(9,726)	(2,529)		12,259	-	4
15CD80	2021 New Hampshire Forest Stew - CS					(21,607)	(5,618)		27,250	-	25
15CD81	Green and Resilient Infrastruc - CS									-	-
15CD82	Cost Share					(2,835)	(737)		3,573	-	1
15CD83	FOSTER YR2 - CS					(38,477)	(13,544)		52,064	-	43

UNIVERSITY OF NEW HAMPSHIRE DURHAM
DETAILED SCHEDULE OF REVENUES, EXPENSES, AND TRANSFERS
FOR THE YEAR ENDED JUNE 30, 2022

Fund	Fund Title	Net Student Tuition	Grant Revenue[1]	Auxiliary Revenue	Appropriations & Other Revenue	Employee Compensation	Supplies and Services	Other Expenses	Transfers In/(Out)	Beginning Fund Balance 06/30/2021	Ending Fund Balance 06/30/2022
15CD84	Cost Share					(63,319)	(16,463)		79,800	-	18
15CD85	Cost Share					(2,158)	(1,090)		13,842	-	10,594
15CD86	Cost Share									-	-
15CD88	Sustainable Seafloor Mapping - - CS					(22,730)	(2,273)		25,003	-	-
15CD89	Cost Share					(1,004)	(507)		1,511	-	-
15CD90	A region-wide collab approach - CS									-	-
15CD91	Cost Share									-	-
15CD92	Huang NSF IPA - CS									-	-
15CD93	New Hampshire EPSCoR Research - CS									-	-
15CD94	Cost Share									-	-
15CD95	Informing Species Status Asses - CS									-	-
15CD96	Assessments and Prioritixzatio - CS					(4,753)	(2,448)		7,201	-	-
15CD97	Team Lump: Lumpfish Mapping Pr - CS									-	-
15CD98	NE Sea Vegetable Aquaculture - CS									-	-
15CD99	Cost Share									-	-
15CDUS	Undistributed Salaries for CEPS					(406)				-	(406)
15CE00	Improving Vibrio Mgt in Oyster - CS									-	-
15CE01	Development and Evaluation of - CS									-	-
15CE02	Contaminants of Emerging Conce - CS									-	-
15CE03	Quantifying Furbearer Populati - CS									-	-
15CE05	Invasive Pest Effects in Fores - CS									-	-
15CE06	Building a Coastal Resilience - CS									-	-
15CE08	Cost Share									-	-
15CE09	Developing and Evaluating Nove - CS									-	-
15CE10	Cost Share					(47,461)	(2,373)		43,729	-	(6,105)
15CE11	Cost Share									-	-
15CE12	Fritz & Claudine Kundrum Fello - CS									-	-
15CE13	Women & Woodlands: Increasing - CS									-	-
15CE14	Maintaining and Enhancing the - CS									-	-
15CE15	Cost Share									-	-
15CE17	Oak at the Edge: Investigatin - CS									-	-
15CEUS	Undistributed Salaries PAUL									-	-
15CFUS	Undistributed Salaries for SHHS						(275)			-	(275)
15CX00	Undistributed Salaries - CE									-	-
15CZCU	Undistributed Salaries for EOS-CSRC									-	-
15CZSU	Undistributed Salaries for EOS-SSC					724			(724)	-	-
15P188	Program Income Year 1		(5,511)							5,511	-
15P189	Progam Income Fund Year 2		(16,941)							16,941	-
15P190	Program Income Fund Year 3		(29,979)							29,979	-
15P196	Program Income Carryforward									-	-
15P200	Continuation of NOAA JHC Prog Inc						(13,021)			13,021	-
15P203	CRRC 5-Year Grant Prog Inc									-	-
15P204	Educational Talent Search Prog Inc									-	-
15P215	Summer Boot Camps Program Inc								2,479	20,685	23,164
15P229	NH Invasives Academy Prog Inc						(1,331)			1,331	-
15P230	Program Income								65	1,739	1,804
15P234	Project 1B - Coverts Training PI		(1,694)							1,694	-
15P236	NH Humanities Collaborative PI								2,461	11,977	14,438
15P237	CDFI Capital Project Program Inc					(348)	(35)		31	354	2
15P238	Program Income		(13,098)				(8,376)			21,474	-
15P239	Program Income						(1,100)		100	1,000	-
15P241	T2 Workshops Prog Inc CF		(40,077)			(282)	(1,228)			41,587	-
15P243	Pesticide Applicator Training Prog		22,940			(35,783)	(18,459)			32,126	824
15P244	UCEDD Renewal YR 4 Prog Inc		4,249			227	(2,968)			2,037	3,545
15P245	Program Income									-	-

UNIVERSITY OF NEW HAMPSHIRE DURHAM
DETAILED SCHEDULE OF REVENUES, EXPENSES, AND TRANSFERS
FOR THE YEAR ENDED JUNE 30, 2022

Fund	Fund Title	Net Student Tuition	Grant Revenue[1]	Auxiliary Revenue	Appropriations & Other Revenue	Employee Compensation	Supplies and Services	Other Expenses	Transfers In/(Out)	Beginning Fund Balance 06/30/2021	Ending Fund Balance 06/30/2022
15P246	The Sociecological Shock ProgInc								550	1,535	2,085
15P247	Program Income									-	-
15P248	Program Income				4,280		(508)			3,682	7,454
15P249	Program Income - Carryforward				52,782	(17,037)	(1,972)			-	33,773
15P250	Program Income				22,713	(9,256)	(1,634)			-	11,823
15P251	Program Income Fund				3,059		(353)			-	2,706
15P252	Program Income				105,776	(651)	(19,844)			-	85,281
15P253	Program Income Fund				1,800		(1,296)			-	504
15P254	Program Income									-	-
15S000	DRIVEN Salary Cap								(110)	110	-
15S001	Investigating ChildPornography SC									-	-
15S002	National Survey of Internet SC					(36)				35	(1)
15S004	CIBBR YR4: Administrative CS					(3,397)			3,397	-	-
15S005	NH-INBRE CS					(5,696)			5,696	-	-
15S006	STATS RRTC Salary Cap					(7,293)			6,435	858	-
15S007	EPM RRTC Yr 3 Salary Cap					(4,438)			(4,121)	8,559	-
15S008	USEDD Renewal Yr 4 Salary Cap					(642)			641	1	-
15S009	RDN-Salary Cap									332	332
15S010	LLC3-Salary Cap								(415)	415	-
15S011	LLC2-Salary Cap								(249)	249	-
15S012	FOSTER Focus on SBIR-STTR Sal Cap									69	69
15S013	NH CREATES the Future Sal Cap					(3,438)			3,438	-	-
15S014	Fundamentals Salary Cap									-	-
15S015	Salary Cap					(36)				35	(1)
15S016	Salary Cap									-	-
15S017	Salary Cap									-	-
15S018	Salary Cap									-	-
15S019	Salary Cap									-	-
15S021	Salary Over Cap					573				-	573
15S022	Salary Over Cap									-	-
15S023	Salary Over Cap									-	-
15Z018	UNH Grant Holding - 2018									-	-
164009	VA Adaptive Sports 2020- Vet R		33,956			(24,182)	(9,774)			-	-
164010	Engaging Patients to Promote		16,106			(16,106)				-	-
164011	UNH Adaptive Sports 2021		79,032			(54,079)	(24,953)			-	-
164012	VA IPA 2022		16,371			(16,371)				-	-
166252	FY 2019 PREP Workplan (Year 23		1,842				(1,842)			-	-
166254	UNH Estuarine Monitoring-Prep		34,173			(26,384)	(7,789)			-	-
166255	PREP 2019 Tidal Tributary Samp									-	-
166256	FFY 2019 & FY2020 PREP Yr 24		65,321			(18,069)	(47,252)			-	-
166259	Monitoring Seagrass Health		34,657			(28,136)	(6,521)			-	-
166260	FFY 2020 and FY2021 PREP WORKP		332,004			(221,318)	(110,686)			-	-
166261	2020 Tidal Sampling Program		1,441			(1,083)	(358)			-	-
166262	UNH Estuarine Monitoring Activ		28,765			(22,441)	(6,324)			-	-
166263	Green and Resilient Infrastruc		17,289			(10,747)	(6,542)			-	-
166264	PREP Tidal Tributary Monitorin		3,444			(2,811)	(633)			-	-
166265	Support of EPA Region 1 Stormw		37,595			(23,197)	(14,397)			-	1
166266	FY2021 and FY2022 PREP Workpla		142,852			(107,043)	(35,809)			-	-
166267	Nitrogen Loading Indicator		23,529			(19,608)	(3,921)			-	-
166268	Statistical Analyses and Coord		17,779			(14,816)	(2,963)			-	-
16C134	FY 2019 PREP Year 23 CS-In-Kind									-	-
16C136	RII-Track 1 Management CS									-	-
16C138	Leveraging Natural Resources CS									-	-
16C139	Biofab & Bioengineering K12 CS									-	-
16C146	FFY 2019 & FY2020 PREP Yr 24 CS									-	-

UNIVERSITY OF NEW HAMPSHIRE DURHAM
DETAILED SCHEDULE OF REVENUES, EXPENSES, AND TRANSFERS
FOR THE YEAR ENDED JUNE 30, 2022

Fund	Fund Title	Net Student Tuition	Grant Revenue[1]	Auxiliary Revenue	Appropriations & Other Revenue	Employee Compensation	Supplies and Services	Other Expenses	Transfers In/(Out)	Beginning Fund Balance 06/30/2021	Ending Fund Balance 06/30/2022
16C148	SPRIDV FY 20 CS									-	-
16C153	NHIRC US Nanosulutions CS									-	-
16C156	NHIRC Dagan CS									-	-
16C163	WRRC Invasive Species Yr 5 CS									-	-
16C164	WRRC Water Quality Yr 5 CS									-	-
16C165	Low-Income Solar Finance CS									-	-
16C168	C19 UNH Emergency Operations									-	-
16C174	Natural Inquirer and GLOBE CS									-	-
16C176	NHIRC: Expanded Markets CS									-	-
16C178	NHIRC: Unmanned System Sensing CS									-	-
16C179	In-Kind Cost Share									-	-
16C180	In-Kind Cost Share					(10,055)			10,055	-	-
16C182	In-Kind Cost Share									-	-
16C187	In-Kind Cost Share									-	-
16C188	In-Kind Cost Share									-	-
16C190	In-Kind Cost Share									-	-
16C193	In-Kind Cost Share									-	-
17C020	Functioning Landscape Ext Cash									-	-
17C022	Diameter Bioreactor (VDB) CS						(228)			228	-
17C024	FY 2019 PREP Year 23 CS						(13)			13	-
17C025	Biofab & Bioengineering K12 CS		(1,102)				1,102			-	-
17C027	NHIRC US Nanosulutions Ext CS									1,493	1,493
17C028	NHIRC Revision Military Ext CS						(143)			143	-
17C029	NHIRC Dagan CS		837							-	837
17C030	NHIRC: Expanded Markets CS		5,625		1,875		(2,021)			-	5,479
17C031	NHIRC: Unmanned System Sensing CS		13,778			(13,690)	(8,070)			7,982	-
17C032	External Cost Share		9,586				(9,586)			-	-
17C033	In-Kind Cost Share									-	-
181073	Irradiated Fuel Rods		97,063			(16,573)	(80,490)			-	-
181075	Nucleon and Nuclear Structure	(19,895)	438,013			(301,392)	(116,726)			-	-
181077	Na-ion and K-ion Storage		51,409			(32,729)	(18,680)			-	-
181078	Influence of Microbial Membran	(11,540)	85,756			(45,282)	(28,934)			-	-
181080	Tropical Soils & Wetlands		15,278			(6,077)	(9,201)			-	-
181081	Theoretical High Physics UNH		35,360			(20,836)	(14,524)			-	-
181082	181075 Supplemental Funding		129,438			(97,138)	(32,299)			-	1
181083	Topological Spin Textures	(4,385)	178,800			(115,561)	(58,854)			-	-
181084	Nuclear Astrophysics	(20,658)	170,600			(96,653)	(53,289)			-	-
181085	Tropical Soils & Wetlands		24,467			(14,581)	(9,886)			-	-
181086	Low-Income Solar Finance		425,439			(96,726)	(328,713)			-	-
181087	Environmental Conpliance Cost									-	-
181089	Characterization of an open-so	(16,225)	108,074			(49,631)	(42,218)			-	-
181090	Environmental Acoustic related	(1,205)	43,359			(26,398)	(15,756)			-	-
181092	An Atlantic Marine Energy Cent	(17,989)	255,750			(90,657)	(147,104)			-	-
181093	Blue Ribbon Panel Lightening E		33,055			(22,128)	(10,927)			-	-
184204	Educational Talent Search									-	-
184207	UNH-TRRE	(4,560)	392,131			(228,516)	(159,055)			-	-
184208	TQP-Carsey Subfund		55,085			(43,608)	(11,476)			-	1
184209	TQP-CoopExt Subfund		12,213			(6,848)	(5,365)			-	-
184212	McNair Scholars Program		380,531			(178,397)	(202,134)			-	-
184214	Improve Services		288,686			(74,637)	(214,049)			-	-
184216	C19 UNH CARES Student Relief				14,210,287		(14,210,287)			-	-
184217	UNH Upward Bound		918				(918)			-	-
184218	C19 CARES Higher Education Eme									-	-
184219	06.01.20-05.31.21		34,511				(34,511)			-	-
184220	Educational Talent Search		78,232			(59,449)	(18,783)			-	-

UNIVERSITY OF NEW HAMPSHIRE DURHAM
DETAILED SCHEDULE OF REVENUES, EXPENSES, AND TRANSFERS
FOR THE YEAR ENDED JUNE 30, 2022

Fund	Fund Title	Net Student Tuition	Grant Revenue[1]	Auxiliary Revenue	Appropriations & Other Revenue	Employee Compensation	Supplies and Services	Other Expenses	Transfers In/(Out)	Beginning Fund Balance 06/30/2021	Ending Fund Balance 06/30/2022
184222	UNH TRIO Student Support Ser		372,200			(279,662)	(92,538)			-	-
184223	TPSID - Transition Programs fo		61,077			(48,729)	(12,348)			-	-
184224	Subfund: TPSID YR2 and 3 of 5		276,548			(230,338)	(46,210)			-	-
184225	UNH Upward Bound Yr 5		496,759			(343,621)	(153,138)			-	-
184226	Educational Talent Search		568,030			(475,240)	(92,790)			-	-
184227	STEM Language Arts Teaching		42,331			(19,622)	(22,708)			-	1
184228	UNH Upward Bound Program		60,215			(49,364)	(10,851)			-	-
184229	Participant Support		1,020				(1,020)			-	-
184FA0	2009-2010 Academic Competitiveness									-	-
184FA1	2010-2011 Academic Competitiveness									-	-
184FA7	2006-2007 Acedemic Competitiveness									-	-
184FA8	2007-2008 Academic Competitiveness									-	-
184FA9	2008-2009 Academic Competitiveness									-	-
184FC0	2009-2010 CWS Community Dev									-	-
184FC1	2010-2011 CWS Community Dev									-	-
184FC2	2011-2012 CWS Community Dev									-	-
184FC3	2012-2013 Community Dev									-	-
184FC4	CWS Community Dev.									-	-
184FC7	2006-2007 CWS Community Dev									-	-
184FC8	2007-2008 CWS Community Dev									-	-
184FC9	2008-2009 CWS Community Dev									-	-
184FCA	2014-2015 CWS Community Development									-	-
184FCB	2015-2016 FWS Community Dev.									-	-
184FCC	2016-2017 CWS Community Service									-	-
184FCD	2017-2018 FWS Community Dev									-	-
184FCE	2018-2019 Federal Work Study									-	-
184FCF	2019-2020 FWS Community Dev.									-	-
184FCG	2020-2021 FWS Community Dev.		478			(478)				-	-
184FCH	2021-2022 CWS Community Dev.		21,134			(21,134)				-	-
184FDH	2021-2022 Direct Loan Program									-	-
184FH0	2009-2010 TEACH Grant									-	-
184FH1	2010-2011 TEACH Grant									-	-
184FH2	2011-2012 TEACH Grant									-	-
184FH3	2012-2013 TEACH Grant									-	-
184FH4	2013-2014 TEACH Grant									-	-
184FH9	TEACH Grant									-	-
184FJ0	2009-2010 CWS Job Locator									-	-
184FJ1	2010-2011 CWS Job Locator									-	-
184FJ2	2011-2012 CWS Job Locator									-	-
184FJ3	2012-2013 FWS Job Locator									-	-
184FJ4	CWS Job Locator									-	-
184FJ7	2006-2007 CWS Job Locator									-	-
184FJ8	2007-2008 CWS Job Locator									-	-
184FJ9	2008-2009 CWS Job Locator									-	-
184FJA	2014-2015 CWS Job Locator									-	-
184FJB	2015-2016 FWS Job Locator									-	-
184FJC	2016-2017 CWS Job Locator									-	-
184FJD	2017 FWS Job Locator									-	-
184FJE	2018-2019 FWS Job Locator									-	-
184FJF	2019-2020 FWS Job Locator									-	-
184FJG	2020-2021 FWS Job Locator		478			(478)				-	-
184FJH	2021-2022 CWS Job Locator		21,118			(21,118)				-	-
184FP0	2009-2010 Pell Grant									-	-
184FP1	2010-2011 Pell Grant									-	-
184FP2	2011-2012 Pell Grant									-	-

UNIVERSITY OF NEW HAMPSHIRE DURHAM
DETAILED SCHEDULE OF REVENUES, EXPENSES, AND TRANSFERS
FOR THE YEAR ENDED JUNE 30, 2022

Fund	Fund Title	Net Student Tuition	Grant Revenue[1]	Auxiliary Revenue	Appropriations & Other Revenue	Employee Compensation	Supplies and Services	Other Expenses	Transfers In/(Out)	Beginning Fund Balance 06/30/2021	Ending Fund Balance 06/30/2022
184FP3	2012-2013 Federal Pell Grant									-	-
184FP4	2013-2014 Federal Pell Grant									-	-
184FP7	2006-2007 Pell Grant									-	-
184FP8	2007-2008 Pell Grant									-	-
184FP9	2008-2009 Pell Grant									-	-
184FPA	2014-2015 Federal Pell Grant									-	-
184FPB	2015-2016 Federal Pell Grant									-	-
184FPC	2016-2017 Federal Pell Grant									-	-
184FPD	2017-2018 Federal Pell Grant									-	-
184FPE	2018-2019 Federal Pell Grant									-	-
184FPF	2019-2020 Federal Pell Grant									-	-
184FPG	2020-2021 Federal Pell Grant	(1)	1							-	-
184FPH	2021-2022 Federal Pell Grant	(11,201,884)	11,201,884							-	-
184FS0	2009-2010 SEOG Grant									-	-
184FS1	2010-2011 SEOG Grant									-	-
184FS2	2011-2012 SEOG Grant									-	-
184FS3	2012-2013 Federal SEOG									-	-
184FS4	2013-2014 Federal SEOG									-	-
184FS7	2006-2007 SEOG Grant									-	-
184FS8	2007-2008 SEOG Grant									-	-
184FS9	2008-2009 SEOG Grant									-	-
184FSA	2014-2015 Federal SEOG									-	-
184FSB	2015-2016 Federal SEOG									-	-
184FSC	2016-2017 Federal SEOG									-	-
184FSD	2017-2018 Federal SEOG									-	-
184FSE	2018-2019 Federal SEOG									-	-
184FSF	2019-2020 Federal SEOG									-	-
184FSG	2020-2021 Federal SEOG	(90,050)							90,000	50	-
184FSH	2021-2022 Federal SEOG	(2,265,644)	1,409,396						856,248	-	-
184FT0	2009-2010 SMART Grant									-	-
184FT1	2010-2011 SMART Grant									-	-
184FT7	2006-2007 SMART Grant									-	-
184FT8	2007-2008 SMART Grant									-	-
184FT9	2008-2009 SMART Grant									-	-
184FTA	2014-2015 TEACH Grant									-	-
184FW0	2009-2010 College Work Study									-	-
184FW1	2010-2011 College Work Study									-	-
184FW2	2011-2012 College Work Study									-	-
184FW3	2012-2013 Federal Work Study									-	-
184FW4	2013-2014 Federal Work Study									-	-
184FW7	2006-2007 College Work Study									-	-
184FW8	2007-2008 College Work Study									-	-
184FW9	2008-2009 College Work Study									-	-
184FWA	2014-2015 Federal Work Study									-	-
184FWB	2015-2016 Federal Work Study									-	-
184FWC	2016-2017 Federal Work Study									23	23
184FWD	2017-2018 Federal Work Study									133	133
184FWE	2018-2019 Federal Work Study									229	229
184FWF	2019-2020 Federal Work Study									502	502
184FWG	2020-2021 Federal Work Study		524,431			(1,193)	(218,322)		(304,780)	-	136
184FWZ	2021-2022 Federal Work Study		1,725,575			(1,084,107)			(641,468)	-	-
193304	NH Disability Public Health									-	-
193317	The Cognitive Thalamus									-	-
193320	NH Disability Public Health									-	-
193325	Shaping MSn Technology									-	-

UNIVERSITY OF NEW HAMPSHIRE DURHAM
DETAILED SCHEDULE OF REVENUES, EXPENSES, AND TRANSFERS
FOR THE YEAR ENDED JUNE 30, 2022

Fund	Fund Title	Net Student Tuition	Grant Revenue[1]	Auxiliary Revenue	Appropriations & Other Revenue	Employee Compensation	Supplies and Services	Other Expenses	Transfers In/(Out)	Beginning Fund Balance 06/30/2021	Ending Fund Balance 06/30/2022
193334	EPO Regulated Eythropoiesis		(5,345)			2,886	2,459			-	-
193338	Job Crafting Intervention									-	-
193339	Serratia Pathogenesis		119,171			(32,672)	(86,499)			-	-
193342	Behavioral Health Workforce		79,356			(63,405)	(15,951)			-	-
193343	EPM RRTC Year 3 of 5									-	-
193344	Safety Net Year 3		(9)				9			-	-
193348	Living Well NH Quality Frame									-	-
193352	Contact Lens-Corneal Melting									-	-
193362	NH Disability Public Health 3									-	-
193364	Expansion of NHOHS Program Yr4									-	-
193366	Ecophysical Genomics		191,061			(63,471)	(127,590)			-	-
193368	Shaping MSn Technology Year2									-	-
193370	STATS RRTC									-	-
193371	EPM RRTC Year 4 of 5									-	-
193372	Job Crafting Intervention Yr2									-	-
193374	Opiate Use DisorderTreatment									-	-
193376	IHPP SAMHSA		45,333			(33,533)	(11,800)			-	-
193381	RAND Corporation		(5,556)				5,556			-	-
193384	Shaping MSn Carryforward Yr2									-	-
193386	Final Year of Project									-	-
193395	MCH LEND - FY20									-	-
193396	NH Disability Public Health 4									-	-
193397	Equipment Supplement									-	-
193399	PACT									-	-
193400	Shaping MSn Technology Yr3									-	-
193403	Job Crafting Intervention Yr3		38,159			(22,001)	(16,158)			-	-
193404	STATS RRTC Yr 2 of 5									-	-
193408	EPM RRTC Year 5 of 5		62,568			(54,407)	(8,161)			-	-
193409	AT Leadership FY20									-	-
193410	AT State FY20		7,193				(7,193)			-	-
193411	Living Well NH Quality Frame									-	-
193412	PDG Implementation Grant									-	-
193413	PDG-I Pyramid Model Consort									-	-
193414	PDG-I Early Learning									-	-
193415	PDG-I Rebel Interactive Group									-	-
193416	PDG-I NH Childrens Trust									-	-
193417	PDG-I Nat Ctr Children in Pov		29,143				(29,143)			-	-
193418	PDG-I MTX									-	-
193419	PDG-I Amoskeag		268,487				(268,487)			-	-
193420	PDG-I Children Unlimited		35,772				(35,772)			-	-
193421	PDG-I Claremont Learn		34,340				(34,340)			-	-
193422	PDG-I Good Beginnings		206,426				(206,426)			-	-
193423	AT State FY21		129,953			(57,741)	(72,212)			-	-
193424	AT Leadership		109,307			(90,239)	(19,067)			-	1
193425	PDG-I Pear Associates									-	-
193426	PDG-I ABT Associates									-	-
193427	PDG-I Parent Info Center									-	-
193428	Shaping MSn Carryforward Yr 3									-	-
193429	NERGN year 3 of 5		167,875			9,183	(177,058)			-	-
193430	CIBBR YR4: Administrative Core		3,902			(2,886)	(1,016)			-	-
193431	NH Disability Public Health 5		22,296			(8,562)	(13,734)			-	-
193432	CIBBR Yr4: Research Core									-	-
193433	Yr4 Research Core Equipment		10,437				(10,437)			-	-
193434	CIBBR Yr4: cAMP Signaling		(4,431)			3,381	1,050			-	-
193435	CIBBR Yr4: TLR-TRIF		(3,195)				3,195			-	-

UNIVERSITY OF NEW HAMPSHIRE DURHAM
DETAILED SCHEDULE OF REVENUES, EXPENSES, AND TRANSFERS
FOR THE YEAR ENDED JUNE 30, 2022

Fund	Fund Title	Net Student Tuition	Grant Revenue[1]	Auxiliary Revenue	Appropriations & Other Revenue	Employee Compensation	Supplies and Services	Other Expenses	Transfers In/(Out)	Beginning Fund Balance 06/30/2021	Ending Fund Balance 06/30/2022
193436	CIBBR Yr4: Bromodomain Protein		(460)				460			-	-
193437	NIOSH Year 6 of 6		756				(756)			-	-
193438	UCEDD Renewal YR 4		(4,473)			2,255	2,218			-	-
193439	MCH LEND - FY21		11,117			(2,662)	(8,455)			-	-
193440	Decitabine and Liposomal		301				(301)			-	-
193441	PACT Year 2 of 4		70,415				(70,415)			-	-
193442	C19 Callback survey to collect		5,714			(36)	(13)		(5,665)	-	-
193443	C19 IPA		25,078			(25,078)				-	-
193444	PDG-I UW Greater Nashua		244,498				(244,498)			-	-
193445	PDG-I UW Greater Seacoast		149,293				(149,293)			-	-
193446	PDG-I Waypoint		66,172				(66,172)			-	-
193447	PDG-I UW Granite		106,673				(106,673)			-	-
193448	PDG-I Greater Tilton FRC		60,770				(60,770)			-	-
193449	PDG-I New Futures		49,514				(49,514)			-	-
193450	Opioid Impacted Family Support		78,477			(36,058)	(42,419)			-	-
193451	JSI		31,591				(31,591)			-	-
193452	CIBBR YR4: Defining Heroin Use		1,365				(1,365)			-	-
193453	CIBBR Yr4: Interleukin-2		(222)			147	75			-	-
193454	CIBBR Yr4: Synergistic Effect		(2,122)			1,410	712			-	-
193455	STATS RRTC Yr 3 of 5		537,850			(296,155)	(241,220)			-	475
193456	NH Opioid Prevention Project		97,460			(27,085)	(70,374)			-	1
193457	Living Well yr 4 of 5		132,145			(70,095)	(62,050)			-	-
193458	Targeting Signaling Protein		355,147			(225,464)	(129,682)			-	1
193459	CIBBR Yr4: Pilot: Synergistic		(33)				33			-	-
193460	CIBBR Yr4: Pilot: Role STAT3		824				(824)			-	-
193461	NH CREATES the Future		188,946			(111,414)	(77,532)			-	-
193462	Subaward for NH Coalition		65,550				(65,550)			-	-
193464	CIBBR YR4: Pilot: CaV2.20		(2,475)			839	1,636			-	-
193465	Coos Coalition for Children		144,628				(144,628)			-	-
193466	PDG-1 Year 2		1,410,260			(621,778)	(788,482)			-	-
193467	Supplement Year 1		282,376				(282,376)			-	-
193468	Large Vendor Pear Associates		79,298				(79,298)			-	-
193469	Large Vendor Abt Associates		317,038				(317,038)			-	-
193470	Large Vendor Nat Ctr Child Pov		155,855				(155,855)			-	-
193471	Large Vendor NH Child Trust		375,000				(375,000)			-	-
193472	C19 Survey Option 1									-	-
193473	Large Vendor Pyramid Yr 2		69,997				(69,997)			-	-
193474	CIBBR YR4: Pilot: PRMT5		(9,079)				9,079			-	-
193475	Real-Time Detection of Glutama	(2,910)	205,726			(85,085)	(117,731)			-	-
193476	Large Vendor P'unk Avenue		15,607				(15,607)			-	-
193477	Neuronal Primary Cilia and Cog	(5,170)	181,468			(96,787)	(79,510)			-	1
193478	C19 Expanding Disabilities Net		26,999			(19,159)	(7,840)			-	-
193479	DHHS-Interoperability		762,625				(762,625)			-	-
193480	ARRT		123,639			(112,527)	(11,112)			-	-
193481	PACT 7-1-21 to 6-30-23		643,550			(348,216)	(295,334)			-	-
193482	CIBBR Year 5		246,019			(145,998)	(100,021)			-	-
193483	CIBBR YR5: TLR-TRIF	(11,255)	196,738			(80,190)	(105,293)			-	-
193484	CIBBR YR5: Bromodomain Protei		205,147			(122,220)	(82,927)			-	-
193485	CIBBR YR5L Research Core		131,173			(59,077)	(72,096)			-	-
193486	C19 CIBBR YR5 Suppl SARS		757,077			(59,021)	(698,056)			-	-
193487	NERGN YR 5 of 7		583,745			(177,417)	(406,328)			-	-
193488	CIBBR YR5: Pilot: PRMT5		116,878			(6,625)	(110,253)			-	-
193489	UCEDD Year 5		589,988			(524,916)	(65,072)			-	-
193490	STATS Year 4 of 5		4,398				(4,398)			-	-
193491	DHP YR1 of 5, 7-31-2022		308,436			(192,522)	(115,913)			-	1

UNIVERSITY OF NEW HAMPSHIRE DURHAM
DETAILED SCHEDULE OF REVENUES, EXPENSES, AND TRANSFERS
FOR THE YEAR ENDED JUNE 30, 2022

Fund	Fund Title	Net Student Tuition	Grant Revenue[1]	Auxiliary Revenue	Appropriations & Other Revenue	Employee Compensation	Supplies and Services	Other Expenses	Transfers In/(Out)	Beginning Fund Balance 06/30/2021	Ending Fund Balance 06/30/2022
193492	LEND		630,195			(331,715)	(298,480)			-	-
193493	NIOSH - State Occupational Saf		141,365			(83,230)	(58,135)			-	-
193494	PDG2 Children Unlimited		550,125				(550,125)			-	-
193495	PDG2 Granite Central Lakes		425,125				(425,125)			-	-
193496	PDG2 Amoskeg Health		550,125				(550,125)			-	-
193497	PDG2 United Way of Nashua		536,645				(536,645)			-	-
193498	PDG2 Granite United Way		550,125				(550,125)			-	-
193499	PDG2 Monadnock United Way		643,809				(643,809)			-	-
193500	NH Opioid Prevention YR2		293,764			(172,936)	(120,828)			-	-
193501	PDG 2 United Greater Seacoast		550,090				(550,090)			-	-
193502	WSH Project C3		66,545			(43,907)	(22,638)			-	-
193503	MMP- deactivating injectable h		128,580			(23,869)	(104,711)			-	-
193504	SVC Project CS		35,795			(14,036)	(21,759)			-	-
193505	Year 5		203,754			(105,746)	(98,008)			-	-
193506	PDG 2 Preschool Development		57,958			(38,510)	(19,448)			-	-
193507	CIBBR YR5: Supp STAT3		134,756			(20,837)	(113,919)			-	-
193508	CIBBR YR5: Pilot: DNA		22,436				(22,436)			-	-
193509	CIBBR YR5: Pilot: Gut		10,327			(4,218)	(6,108)			-	1
193510	CIBBR YR5: Pilot:Cryo KV	(2,978)	40,883			(17,506)	(20,399)			-	-
193511	CIBBR YR5: Pilot: Cryo JT	(2,193)	24,378			(11,471)	(10,714)			-	-
193512	cAMP Signaling and Three Activ		41,295			(18,994)	(22,301)			-	-
193513	Understanding Bystanders for S		128,205			(60,767)	(67,438)			-	-
193514	Year 2 of 4		462,719			(141,126)	(320,877)			-	716
193515	PDG-1 Year 3		960,912			(583,580)	(377,332)			-	-
193516	AT 2022 Leadership		41,811			(30,054)	(11,756)			-	1
193517	AT 2022 State		192,601			(76,990)	(115,611)			-	-
193519	PDG3 Abt Associates		103,849				(103,849)			-	-
193520	PDG3 Greenway Stratefy Group		92,625				(92,625)			-	-
193521	PDG3 NH Children's Trust		387,625				(387,625)			-	-
193522	PDG3 Parent Info Center		41,375				(41,375)			-	-
193523	PDG3 Pyramid Model Consortium		80,077				(80,077)			-	-
193524	CIBBR YR5: Piolt: Pro-angio		19,593				(19,593)			-	-
193525	Year 3 of 4		11,023			(6,273)	(4,750)			-	-
193526	C19 Supplement to UNH IOD									-	-
193527	Deloitte Consulting									-	-
193529	YR2 Period 7-1-22 to 6-30-23									-	-
193530	YR4 7-1-22 to 6-30-23									-	-
19Z019	Fellowship at Library of Congr		39,999			(39,999)				-	-
19Z021	Rural Entrepreneur Technical A		11,022			(10,789)	(233)			-	-
	TOTAL SPONSORED RESEARCH & PROGRAMS	(16,463,195)	154,607,309	-	31,170,256	(62,181,287)	(90,263,010)	(178,813)	(1,459,753)	(12,363,579)	2,867,928
	TOTAL SPONSORED PROGRAM APPROPRIATIONS										
11AJ04	BuildingMaintaining Ovarian 2021		3,441				(3,441)			-	-
11AK05	Ovarian vascular network 2022		6,860				(6,860)			-	-
11HI85	Minimize sea Lice Infestation 2020									-	-
11HJ00	Hatch Administration 2021		62,956			(44,343)	(18,614)			-	(1)
11HJ01	Integrated Pest Management 2021		21,410			(7,579)	(13,831)			-	-
11HJ02	Oyster Aquaculture in Great Bay2021		10,403			(6,909)	(3,494)			-	-
11HJ03	Pathogen Contamination Oyster 2021		14,864			(640)	(14,224)			-	-
11HJ04	Exploratory Research 2021		11,729			(10,802)	(927)			-	-
11HJ79	Ecosystem Services Oyster Farms2021		6,185			(6,185)				-	-
11HJ80	Quantifying the drivers of weed2021		16,089			(15,210)	(879)			-	-
11HJ81	Soil Microbial Growth 2021		80,296			(13,829)	(66,424)	(43)		-	-
11HJ82	Search Soil Microbiome in NH Ag2021		30,717			(3,949)	(26,768)			-	-

UNIVERSITY OF NEW HAMPSHIRE DURHAM
DETAILED SCHEDULE OF REVENUES, EXPENSES, AND TRANSFERS
FOR THE YEAR ENDED JUNE 30, 2022

Fund	Fund Title	Net Student Tuition	Grant Revenue[1]	Auxiliary Revenue	Appropriations & Other Revenue	Employee Compensation	Supplies and Services	Other Expenses	Transfers In/(Out)	Beginning Fund Balance 06/30/2021	Ending Fund Balance 06/30/2022
11HJ83	Mapping productivity & climate 2021		21,805			(21,805)				-	-
11HJ85	Minimize sea Lice Infestation 2021		18,760			(18,046)	(714)			-	-
11HJ86	Search From Native Plants 2021		38,226			(8,068)	(30,158)			-	-
11HJ87	Search Cyclic Nucleotide Phosph2021		19,195			(4,034)	(15,160)			-	1
11HJ88	Bioavailable Nitrogen 2021		26,046			(26,046)				-	-
11HJ89	Improving Finfish Productio 2021		40,775			(17,491)	(23,284)			-	-
11HJ90	Search Thermal Stress in NE 2021		14,579			(13,544)	(1,035)			-	-
11HJ91	Ecosystem Variation&pathogenic2021		2,601			(550)	(2,052)			-	(1)
11HJ92	Plant Improvement in Cucurbita 2021		7,459			(7,145)	(314)			-	-
11HJ93	Veg & small fruit production 2021		13,864			(8,320)	(5,544)			-	-
11HJ94	Frankia-Actinorhizal PlantAssoc2021		19,837			(6,191)	(13,646)			-	-
11HJ95	The Impact of SNAP-Ed 2021		4,026			(3,036)	(990)			-	-
11HJ96	Strawberry Breeding resources 2021		8,135			(6,029)	(2,106)			-	-
11HJ97	Phytochemicals: improve plant 2021		15,592			(7,664)	(7,928)			-	-
11HJ98	Water Qual & Aquatic Ecosystem 2021		18,340			(15,030)	(3,311)			-	(1)
11HJ99	Population Metagenomic Analysis2021		20,624			(3,839)	(16,786)			-	(1)
11HK00	Hatch Administration 2022		116,790			(103,265)	(13,525)			-	-
11HK01	Integrated Pest Management 2022		33,809			(25,569)	(8,240)			-	-
11HK02	Oyster Aquaculture in Great Bay2022		47,280			(33,757)	(13,522)			-	1
11HK03	Pathogen Contamination Oyster 2022		6,693			(5,477)	(1,216)			-	-
11HK04	Exploratory Research 2022		37,570			(27,225)	(10,345)			-	-
11HK05	Soil Oragnic Matter Formation 2022		62,534			(32,777)	(29,731)	(27)		-	(1)
11HK06	Agri-engineering ecosystem svs 2022		21,453			(20,014)	(1,439)			-	-
11HK07	NH Hispanic food insecurity 2022		35,890			(26,074)	(9,817)			-	(1)
11HK08	Advancing lumpfish aquaculture 2022		46,502			(41,989)	(4,514)			-	(1)
11HK09	Planning for drought in NH 2022		33,361			(33,361)				-	-
11HK82	Soil Microbiome in NH Ag 2022		50,829			(41,733)	(9,096)			-	-
11HK86	From Native Plants to New Crops2022		18,150			(12,185)	(5,965)			-	-
11HK87	Cyclic Nucleotide Phosph 2022		4,412			(1,785)	(2,628)			-	(1)
11HK88	Bioavailable Nitrogen 2022		11,820			(11,820)				-	-
11HK89	Improving Finfish Production 2022		13,976			(8,074)	(5,902)			-	-
11HK91	Ecosystem Variation &Pathogenic2022		13,487			(12,715)	(772)			-	-
11HK92	Plant Improvement in Cucurbita 2022		23,453			(21,493)	(1,960)			-	-
11HK93	Veg & small fruit production 2022		29,002			(21,884)	(7,118)			-	-
11HK94	Frankia-Actinorhizal PlantAssoc2022		17,477			(9,966)	(7,512)			-	(1)
11HK95	The Impact of SNAP-Ed 2022		10,038			(6,366)	(3,672)			-	-
11HK96	Strawberry Breeding resources 2022		12,944			(12,839)	(105)			-	-
11HK98	Water Qual & Aquatic Ecosystem 2022		15,651			(11,200)	(4,451)			-	-
11HK99	Population Metagenomic Analysis2022		6,368			(6,139)	(228)			-	1
11MJ00	McIntire Stennis Admin 2021		18,393			(15,847)	(3,120)			575	1
11MJ29	Small Mammals in North Forests 2021		19,926			(16,323)	(3,603)			-	-
11MJ30	Mapping Forest Type & Structure2021		12,548			(7,545)	(5,003)			-	-
11MJ31	Forest Structure,Volume,Biomass2021		20,003			(8,064)	(11,939)			-	-
11MJ32	Rehabilitating the NorthForest 2021		30,517			(23,065)	(6,517)	(935)		-	-
11MJ33	Quantifying decadal trends 2021		88,236			(12,694)	(75,542)			-	-
11MJ34	Nitrogen & Carbon Assimilation 2021		15,425			(3,279)	(12,146)			-	-
11MJ35	Genomic Tools Monitor Wildlife 2021		19,465			(5,085)	(14,380)			-	-
11MJ36	Assessing Impacts Ext Drought 2021		48,115			(35,097)	(13,018)			-	-
11MJ37	Disease-associated Bark Comm 2021		38,488			(32,438)	(6,050)			-	-
11MK00	McIntire Stennis Admin 2022		32,130			(27,594)	(4,536)			-	-
11MK31	Forest Structure,Volume,Biomass2022		15,161			(7,157)	(8,004)			-	-
11MK32	Rehabilitating the NorthForest 2022									-	-
11MK33	Quantifying decadal trends 2022		46,802			(19,743)	(27,059)			-	-
11MK34	Nitrogen & Carbon Assimilation 2022		9,540			(6,980)	(2,559)			-	1
11MK35	Genomic Tools Monitor Wildlife 2022		30,642			(18,634)	(12,008)			-	-

UNIVERSITY OF NEW HAMPSHIRE DURHAM
DETAILED SCHEDULE OF REVENUES, EXPENSES, AND TRANSFERS
FOR THE YEAR ENDED JUNE 30, 2022

Fund	Fund Title	Net Student Tuition	Grant Revenue[1]	Auxiliary Revenue	Appropriations & Other Revenue	Employee Compensation	Supplies and Services	Other Expenses	Transfers In/(Out)	Beginning Fund Balance 06/30/2021	Ending Fund Balance 06/30/2022
11MK36	Assessing Impacts Ext Drought 2022		32,581			(16,180)	(16,401)			-	-
11MK37	Disease-associated Bark Comm 2022		19,776			(10,372)	(9,404)			-	-
11MK38	Evaluating Mapping Riparian Hab2022		59,603			(44,371)	(15,232)			-	-
11MK39	Small Mammal Responses 2022		14,789			(14,015)	(774)			-	-
11RJ00	Hatch Regional Admin 2021		17,385			(15,847)	(1,537)			-	1
11RJ26	Weight Related Factors 2021		9,593			(9,445)	(147)			-	1
11RJ30	Demographic Change in Rural US 2021		6,026			(3,658)	(2,368)			-	-
11RJ31	Influence of Ovary Uterus &Emb2021		18,784				(18,784)			-	-
11RJ33	Conservation and Utilization 2021		36,793			(17,573)	(19,220)			-	-
11RJ34	Enhancing Rural Economic Opp 2021		17,517			(11,109)	(6,408)			-	-
11RJ35	Using metagenomics dairy cows 2021		24,328			(6,908)	(17,420)			-	-
11RJ36	Managing Plant Microbe Interac 2021		15,369			(13,042)	(2,327)			-	-
11RJ37	Management Systems to Improve 2021		62,029			(7,270)	(54,758)			-	1
11RJ40	NRSP3: NADP 2021		6,289			(6,289)				-	-
11RJ41	Renewing Agriculture Middle 2021		25,456			(24,009)	(1,447)			-	-
11RK00	Hatch Regional Admin 2022		46,627			(43,154)	(3,473)			-	-
11RK26	Weight Related Factors 2022		10,036			(6,696)	(3,340)			-	-
11RK30	Demographic Change in Rural US 2022		6,149			(5,065)	(1,084)			-	-
11RK31	Influence of Ovary Uterus &Emb2022		9,374			(3,070)	(6,305)			-	(1)
11RK33	Conservation and Utilization 2022		32,718			(28,773)	(3,945)			-	-
11RK34	Enhancing Rural Economic Opp 2022		21,197			(18,524)	(2,672)			-	1
11RK35	Using metagenomics dairy cows 2022		53,581			(23,710)	(29,871)			-	-
11RK36	Managing Plant Microbe Interac 2022		18,166			(13,515)	(4,651)			-	-
11RK37	Management Systems to Improve 2022		32,353			(24,830)	(7,523)			-	-
11RK40	NRSP3: NADP 2022		31,187			(29,388)	(1,799)			-	-
11RK41	Renewing Agriculture Middle 2022		42,213			(39,358)	(2,854)			-	1
11X087	WOMEN AND THE WOODS									-	-
11X22R	Smith Lever 2022 Renewable Resource		25,245			(25,245)				-	-
11X733	SL Administration									-	-
11X734	SL ITDE									-	-
11X735	SL Multi-State Programs									-	-
11X736	Natural Resources PTL									-	-
11X737	Natural Resources Personnel									-	-
11X738	Natural Resources Program Support									-	-
11X739	Food & Agriculture PTL									-	-
11X740	Food & Agriculture Personnel									-	-
11X741	Food & Agriculture Program Support									-	-
11X742	Youth & Family PTL									-	-
11X743	Youth & Family Program Personnel									-	-
11X744	Youth & Family Program Support									-	-
11X745	CE&D Program Team Leader									-	-
11X746	CE&D Program Personnel									-	-
11X747	CE&D Program Support									-	-
11X748	Belknap County									-	-
11X749	Carroll County									-	-
11X750	Cheshire County									-	-
11X751	Coos County									-	-
11X752	Grafton County									-	-
11X753	Hillsborough County									-	-
11X754	Merrimack County									-	-
11X755	Rockingham County									-	-
11X756	Strafford County									-	-
11X757	Sullivan County									-	-
11X758	Expanded Food and Nutrition									-	-
11X760	SL Administration		310,912			(306,507)	(4,405)			-	-

UNIVERSITY OF NEW HAMPSHIRE DURHAM
DETAILED SCHEDULE OF REVENUES, EXPENSES, AND TRANSFERS
FOR THE YEAR ENDED JUNE 30, 2022

Fund	Fund Title	Net Student Tuition	Grant Revenue[1]	Auxiliary Revenue	Appropriations & Other Revenue	Employee Compensation	Supplies and Services	Other Expenses	Transfers In/(Out)	Beginning Fund Balance 06/30/2021	Ending Fund Balance 06/30/2022
11X761	SL Mutli-State Programs		20,353				(20,353)			-	-
11X762	Natural Resources PTL		4,255				(4,255)			-	-
11X763	Natural Resources Personnel		286,700			(286,700)				-	-
11X764	Natural Resources Program Support		22,788			(4,112)	(18,675)			-	1
11X765	Food & Agriculture PTL		28,469			(8,168)	(20,302)			-	(1)
11X766	Food and Agriculture Personnel		112,760			(112,720)	(40)			-	-
11X767	Food & Agriculture Program Support		16,533			(2,135)	(14,398)			-	-
11X768	Youth & Family PTL		25,047			(818)	(24,229)			-	-
11X769	Youth and Family Personnel		245,104			(244,440)	(664)			-	-
11X770	Youth & Family Program Support		17,537			(2,681)	(14,856)			-	-
11X771	CE&D Program Team Leader		9,993			(90)	(9,903)			-	-
11X772	CE&D Personnel		67,136			(67,136)				-	-
11X773	CE&D Program Support		2,859			(829)	(2,030)			-	-
11X774	SL Belknap County		20,302			(20,327)	25			-	-
11X775	SL Carroll County		19,104			(19,104)				-	-
11X776	SL Cheshire County									-	-
11X777	SL Coos County		14,399			(14,399)				-	-
11X778	SL Grafton County		69,320			(69,320)				-	-
11X779	SL Hillsborough County		15,598			(15,598)				-	-
11X780	SL Merrimack County		17,965			(17,965)				-	-
11X781	SL Rockingham County		966			(966)				-	-
11X782	SL Strafford County		28,478			(28,478)				-	-
11X783	SL Sullivan County		23,359			(23,359)				-	-
11X784	Expanded Food and Nutrition		179,997			(168,082)	(11,915)			-	-
11X785	Renewable Resources		24,534			(24,534)				-	-
11X786	SL Administration									-	-
11X787	SL Multi-State Programs									-	-
11X788	Natural Resources PTL									-	-
11X789	Natural Resources Personnel									-	-
11X790	Natural Resources Program Support									-	-
11X791	Food and Agriculture PTL									-	-
11X792	Food & Agriculture Personnel									-	-
11X793	Food & Agriculture Program Support									-	-
11X794	Youth & Family PTL									-	-
11X795	Youth & Family Personnel									-	-
11X796	Youth & Family Program Support									-	-
11X797	CE&D Program Team Leader									-	-
11X798	CE&D Personnel									-	-
11X799	CE&D Program Support									-	-
11X800	SL Belknap County									-	-
11X801	SL Carrol County									-	-
11X802	SL Cheshire County									-	-
11X803	SL Coos County									-	-
11X804	SL Grafton County									-	-
11X805	SL Hillsborough County									-	-
11X806	SL Merrimack County									-	-
11X807	SL Rockingham County									-	-
11X808	SL Strafford County									-	-
11X809	SL Sullivan County									-	-
11XH31	Smith Lever State									-	-
11XH33	Smith Lever County									-	-
11XH35	SL Part Time Farming									-	-
11XH42	Smith Lever State									-	-
11XH43	Smith Lever County									-	-
11XH45	EFNEP		134,787			(120,661)	(14,126)			-	-

UNIVERSITY OF NEW HAMPSHIRE DURHAM
DETAILED SCHEDULE OF REVENUES, EXPENSES, AND TRANSFERS
FOR THE YEAR ENDED JUNE 30, 2022

Fund	Fund Title	Net Student Tuition	Grant Revenue[1]	Auxiliary Revenue	Appropriations & Other Revenue	Employee Compensation	Supplies and Services	Other Expenses	Transfers In/(Out)	Beginning Fund Balance 06/30/2021	Ending Fund Balance 06/30/2022
13R070	Natural Resources Conservation									-	-
13R072	Forest Resource Management									-	-
13R073	Rural Development-Technical As									-	-
13R074	Forest Stewardship									-	-
13R075	Urban & Community Forestry									-	-
13RX06	FY 2006 STATE FORESTRY SUPPORT									-	-
13RX08	FY 2008 State Forestry Support									-	-
13RX10	FY 2010 State Forestry Support									-	-
13RX13	FY 2013 State Forestry Support									-	-
13RX15	FY 15 State Forestry Support									-	-
13RX21	FY 2021 State Forestry Support									-	-
13RX22	FY 2022 State Forestry Support		115,000			(115,000)				-	-
14AX10	Sullivan County FY 21						(2,635)		(15,220)	17,855	-
14GX00	Forestry-Cty Reimbursal						(72,986)		227,793	250,114	404,921
14GX01	County Administration									-	-
14GX87	Merrimack County FY 20									-	-
14GX91	Belknap County FY 21		82,306			(76,649)	(4,097)		(3,062)	1,503	1
14GX92	Carroll County FY 21		144,393			(104,400)	(35,569)		(20,924)	16,501	1
14GX93	Cheshire County FY 21		74,988			(70,259)	(6,845)		(12,895)	15,011	-
14GX94	Coos County FY 21		116,582			(90,529)	(14,517)	(1,391)	(20,877)	10,732	-
14GX95	Grafton County FY 21						(179)		(15,326)	15,504	(1)
14GX96	Hillsborough County FY21						(1,172)		(35,453)	36,625	-
14GX97	Merrimack County FY 21		221,379			(164,720)	(13,819)	(2,938)	(67,447)	27,545	-
14GX98	Rockingham County FY 21		34,171				(63)		(20,072)	(14,036)	-
14GX99	Strafford County FY 21		82,618			(75,639)	(8,842)		(16,518)	18,381	-
14GXA0	Grafton County FY22		179,487			(155,224)	(24,263)			-	-
14GXA1	Hillsborough County FY22		325,910			(304,325)	(21,584)			-	1
14GXA2	Rockingham County FY22		363,252			(342,179)	(21,073)			-	-
14GXA3	Sullivan County FY22		287,367			(275,829)	(11,006)	(531)		-	1
14GXA4	Belknap County 22		70,886			(64,740)	(6,145)			-	1
14GXA5	Carroll County 22		129,687			(95,050)	(34,637)			-	-
14GXA6	Cheshire County 22		88,489			(83,170)	(5,320)			-	(1)
14GXA7	Coos County 22		86,531			(74,684)	(9,323)	(2,523)		-	1
14GXA8	Merrimack County 22		188,852			(175,009)	(9,707)	(4,136)		-	-
14GXA9	Strafford County 22		84,631			(74,407)	(10,223)			-	1
14GXB0	Grafton County FY23									-	-
14GXB1	Hillsborough County FY23									-	-
14GXB2	Rockingham County FY23		82				(82)			-	-
14GXB3	Sullivan County FY23									-	-
14ZAD2	UNH P2 Adjustments						264,461		(264,461)	-	-
15AX10	Sullivan County State FY 21						(212)	(883)	(33,078)	34,173	-
15CAES	AES Undistributed Salaries									-	-
15GX64	Coos County State FY 18									-	-
15GX91	Belknap County State FY 21								(17,427)	17,427	-
15GX92	Carroll County State FY 21						(95)		(32,668)	32,763	-
15GX93	Cheshire County State FY 21								(25,923)	25,923	-
15GX94	Coos County State FY 21								(29,227)	29,227	-
15GX95	Grafton County State FY 21								(30,725)	30,725	-
15GX96	Hillsborough County State FY21								(48,277)	48,277	-
15GX97	Merrimack County State FY 21								(36,524)	36,524	-
15GX98	Rockingham County State FY 21								(41,428)	41,428	-
15GX99	Strafford County State FY 21						(9,000)		(22,792)	31,792	-
15GXA0	Grafton County Appropriations FY22								31,904	-	31,904
15GXA1	Hillsborough County FY22								48,846	-	48,846
15GXA2	Rockingham County FY22								43,140	-	43,140

UNIVERSITY OF NEW HAMPSHIRE DURHAM
DETAILED SCHEDULE OF REVENUES, EXPENSES, AND TRANSFERS
FOR THE YEAR ENDED JUNE 30, 2022

Fund	Fund Title	Net Student Tuition	Grant Revenue[1]	Auxiliary Revenue	Appropriations & Other Revenue	Employee Compensation	Supplies and Services	Other Expenses	Transfers In/(Out)	Beginning Fund Balance 06/30/2021	Ending Fund Balance 06/30/2022
15GXA3	Sullivan County FY22					(98)	(10,749)	(4,114)	43,995	-	29,034
15GXA4	Cost Share Belknap County 22								17,564	-	17,564
15GXA5	Cost Share Carroll County 22								33,156	-	33,156
15GXA6	Cost Share Cheshire County 22								16,323	-	16,323
15GXA7	Cost Share Coos County 22								30,084	-	30,084
15GXA8	Cost Share Merrimack County 22								36,962	-	36,962
15GXA9	Cost Share Strafford County 22						(10,500)		41,066	-	30,566
15GXB0	Grafton County FY23									-	-
15GXB1	Hillsborough County FY23									-	-
15GXB2	Rockingham County FY23									-	-
15GXB3	Sullivan County FY23									-	-
	TOTAL SPONSORED PROGRAM APPROPRIATIONS	0	6,760,724	0	0	(5,405,992)	(1,099,784)	(17,521)	(239,491)	724,569	722,505
	LOAN FUNDS										
1LU001	UNH Perkins Student Loan Fund				194,779		(264,435)		(372,349)	1,232,736	790,731
1LU039	University Loan Fund								(84,369)	84,369	-
1LU061	Samuel P Hunt Foundation Slfd									165,928	165,928
1LU069	University Loan Fund				688					2,577	3,265
1LU070	Burlingame Senior Student Loan				1,299					49,212	50,511
	TOTAL LOAN FUNDS	-	-	-	196,766	-	(264,435)	-	(456,718)	1,534,822	1,010,435
	ENDOWMENT & SIMILAR FUNDS										
1QA001	Winnie R. Allen Fund				(156,682)					1,451,956	1,295,274
1QA002	Rosamond L. Granger				(17,095)					158,416	141,321
1QA003	S. Judson Dunaway				(11,162)					103,438	92,276
1QA004	Carpenter Quasi Endowment				(36,461)					337,879	301,418
1QA005	Harold Mckinley Lander Clof24				(13,594)					125,979	112,385
1QA006	Excellence in Teaching				(4,206)					38,977	34,771
1QA007	Robert G Wakefield Quasi Endow				(4,739)					43,918	39,179
1QA008	Carl M Gahan '53 Scholarship				(345,794)					3,204,443	2,858,649
1QA009	Maurice C Paige Endow Schol Fund				(9,464)					87,701	78,237
1QA010	Arthur H Carter Scholarship Fund				(75,619)					700,757	625,138
1QA021	Paul W & Dorothy T Hobbs Fund				(76,604)					709,884	633,280
1QB001	Albion Hodgon Memorial Fund				(1,251)					11,589	10,338
1QB002	Dean C Smith Thompson School				(3,234)					29,965	26,731
1QB003	Elinor Dodge Quasi				(9,534)					88,355	78,821
1QB004	Dunlop Fund				(27,241)					252,443	225,202
1QB005	Putnam Memorial Scholarship Fd				(4,424)					40,993	36,569
1QB006	Nancy Coutu Memorial Quasi Endow				19,813					14,489	34,302
1QB007	Thomas Fairchild Fund-Animal Scienc				(4,842)					44,872	40,030
1QC001	Alfred & Sallie Lamberton Quasi				(30,076)					278,715	248,639
1QC002	College of Liberal Arts Endow				(16,427)					152,227	135,800
1QC003	Theater Resources for Youth				(17,803)					164,981	147,178
1QC004	Signal Corp Religious Studies				(7,034)					65,183	58,149
1QC005	Gunst/Wilcox History Grad Prog				(3,353)					31,071	27,718
1QC006	Winthrop L Carter Art Exhibits				(8,053)					74,626	66,573
1QC007	Mcarthur/Simic Writers Series				(17,999)					166,794	148,795
1QC008	University Art Gallery				(14,242)					131,980	117,738
1QC009	The Signal History Fund				(13,788)					127,775	113,987
1QC010	Thomas Williams Memorial Fund				(1,880)					17,426	15,546
1QC011	Russell Wheeler Fund				(3,617)					33,516	29,899
1QC012	William Nicol Memorial				(1,340)					12,413	11,073
1QC013	Pitavy Schol Quasi-Endow Fund				(1,686)					15,625	13,939
1QC014	Arnold S Linksky Quasi Endow				(2,351)					21,786	19,435

UNIVERSITY OF NEW HAMPSHIRE DURHAM
DETAILED SCHEDULE OF REVENUES, EXPENSES, AND TRANSFERS
FOR THE YEAR ENDED JUNE 30, 2022

Fund	Fund Title	Net Student Tuition	Grant Revenue[1]	Auxiliary Revenue	Appropriations & Other Revenue	Employee Compensation	Supplies and Services	Other Expenses	Transfers In/(Out)	Beginning Fund Balance 06/30/2021	Ending Fund Balance 06/30/2022
1QC015	Katharine C & Charles H Sawyer Quas				(7,509)					69,589	62,080
1QC016	Dion Janetos 39 Fnd0Hellenic Studie				(13,878)					128,609	114,731
1QC017	John Hanlon Memorial Scholarship				(1,477)					13,688	12,211
1QC018	COLA Undergrad Annual Appeal Schol				(13,345)					123,667	110,322
1QC019	Alberta Johnson Quasi Endowment				(4,892)					45,336	40,444
1QC020	Frederick Gates Music Schol. -quasi				(3,457)					32,034	28,577
1QC021	Italian Studies				(15,067)					139,622	124,555
1QD001	Chemical Engineering Quasi				(29,885)					276,940	247,055
1QD002	Thomas R. Anderton				(19,227)					178,177	158,950
1QD003	Marion Mitchell Cutts				(33,545)					310,855	277,310
1QD004	Electrical & Computer Eng				(3,580)					33,171	29,591
1QD005	Earth Sciences Memorial Fund				(1,989)					18,432	16,443
1QD006	Donald G Obrien Fund				(11,452)					106,127	94,675
1QD007	Gordon H Bassett Endow Scholar				(2,329)					21,579	19,250
1QD008	Harold H Warren Quasi Endowment				(25,014)					231,805	206,791
1QD009	Lewis Knight Scholarship				(5,890)					54,585	48,695
1QD010	Pedro de Alba Quasi Endowment Fund				(733)				(1,678)	-	(2,411)
1QE001	Dean C Smith Whittemore School				(3,087)					28,605	25,518
1QE002	Rosenberg Quasi Endowment				(131,492)					1,218,527	1,087,035
1QE003	C Donald Mckelvie Econ-Scholar				(17,755)					164,532	146,777
1QE004	Sam Rosen Quasi-Endowment Fund				(5,222)					48,391	43,169
1QE005	Undergraduate Scholarships Qua				(5,633)					52,202	46,569
1QE007	Roberta T Bartlett Scholarship Quas				(15,246)					141,286	126,040
1QF001	School of HHS Endowed Scholar				(6,151)					56,998	50,847
1QF002	Robert Jolley Scholarship Fund				(10,364)				24	96,245	85,905
1QG002	UNH Alumni Assn Endowment				(22,566)					209,118	186,552
1QG003	UNH Alumni Scholars Fund				(52,132)					483,102	430,970
1QG500	UNHL Operations Quasi Endowment Fd				(1,371,321)					3,996,929	2,625,608
1QJ001	Charles Harvey Hood House Main				(43,183)					400,175	356,992
1QJ003	Class of 29 Mub Living Room				(7,226)					66,966	59,740
1QL001	Lillian P. Duncan				(15,469)					143,352	127,883
1QL002	UNH Bookstore Inventory Fund				(96,505)					894,306	797,801
1QL003	University Museum Fund				(15,838)					146,771	130,933
1QL004	Milne Special Collections Endo				(331,624)					3,073,136	2,741,512
1QL005	Walter & Dorothy Peterson Lib				(5,236)					48,524	43,288
1QL006	Phillip J. Sawyer Quasi Endowment				(6,306)					58,440	52,134
1QR002	IOL Scholarship Fund				(39,044)					361,817	322,773
1QS001	Edward A. Necker				(31,784)					294,542	262,758
1QS002	Jane Blalock Athletic Scholar				(12,686)					117,562	104,876
1QS003	George H Batchelder Scholar				(57,981)					537,310	479,329
1QU001	Shirley F. Barker Fund				(147)					1,360	1,213
1QU002	Edward F. Cate Fund				(2,909)					26,953	24,044
1QU003	Barbara Sands Emery Fund				(6,574)					60,917	54,343
1QU004	Simes T. Hoyt Fund				(4,870)					45,134	40,264
1QU005	Cyrus F. & Dorothy H. Jenness Fund				(3,982)					36,900	32,918
1QU006	J. O. Lyford Fund				(61)					564	503
1QU007	Theodora Lyman Fund				(12,096)					112,095	99,999
1QU008	Helen Mclaughlin Fund				(7,161)					66,361	59,200
1QU009	Isabel Harriet A. Paul				(317,009)					2,937,696	2,620,687
1QU010	Ruth E. Rumery Fund				(6,286)					58,252	51,966
1QU011	Victor P. Sanborn Fund				(25,669)					237,869	212,200
1QU012	Chester A. Scammon Fund				(1,928)					17,864	15,936
1QU013	Alice Hamilton Smith Fund				(77,990)					722,731	644,741
1QU014	Morris A. Stewart Fund				(554)					5,138	4,584
1QU015	General Unrestricted Endowment				(352)					3,265	2,913

UNIVERSITY OF NEW HAMPSHIRE DURHAM
DETAILED SCHEDULE OF REVENUES, EXPENSES, AND TRANSFERS
FOR THE YEAR ENDED JUNE 30, 2022

Fund	Fund Title	Net Student Tuition	Grant Revenue[1]	Auxiliary Revenue	Appropriations & Other Revenue	Employee Compensation	Supplies and Services	Other Expenses	Transfers In/(Out)	Beginning Fund Balance 06/30/2021	Ending Fund Balance 06/30/2022
1QU016	Ormond A Roberts Scholarship Fund				(13,257)					122,847	109,590
1QU017	Edith M. Blake Scholarship Fund				(67,624)					626,664	559,040
1QU018	William Wade Perkins Quasi Endowmen				(19,550)					181,171	161,621
1QU019	UNH ECOLine Quasi Endowment				(468,106)					4,337,904	3,869,798
1TA002	Putnam Memorial Scholarship Fd				(7,299)					67,639	60,340
1TA003	Furio A Abbiatti, Cl' of 1927				(3,480)					32,253	28,773
1TA004	Ben Bronstein Endowed Scholars				(3,356)					31,102	27,746
1TA005	Jean Brierly Fund				(47,779)					442,766	394,987
1TA006	Janet Clark Class of '42				(7,602)					70,451	62,849
1TA007	Class of 1922 Golden Anniv Gif				(17,077)					158,251	141,174
1TA008	Mr. & Mrs. Robert Davison				(25,881)					239,839	213,958
1TA009	Class of 1928 Scholarship Fund				(41,179)					381,603	340,424
1TA010	Class of 1933 Honors				(22,298)					206,635	184,337
1TA011	Class of 1954 Endowment Fund				(53,978)					500,206	446,228
1TA012	Concord Alumni Scholarship Fun				(1,666)					15,442	13,776
1TA013	Paul A. Cote				(25,638)					237,582	211,944
1TA014	Melbourne W. Cummings End. Fun				(298,470)					2,765,901	2,467,431
1TA015	Elmer F. & Marion M.cutts				(27,659)					256,314	228,655
1TA016	Gwynne Harris Daggett Mem. Sch				(8,332)					78,801	70,469
1TA017	Alexander P. Danoff Endowed Sc				(3,815)					35,351	31,536
1TA018	Robert L. Deming Mem. Scholars				(1,347)					12,480	11,133
1TA019	Ben & Zelma Dorson Scholarship				(30,366)					281,398	251,032
1TA020	Forrest Smith Fund				(134,070)					1,242,416	1,108,346
1TA021	Fred Engelhardt Fund				(23,495)					217,723	194,228
1TA022	Avrum Gudelsky				(7,789)					99,267	91,478
1TA023	Bank Meridian				(7,725)					71,583	63,858
1TA024	Hannaford Brothers Endowment				(1,885)					17,468	15,583
1TA025	William C. Hennessy Scholarshi				(4,377)					40,559	36,182
1TA026	George T. Gilman				(11,289)					104,619	93,330
1TA027	Larry Hogan Scholarship Fund				(40,765)					377,763	336,998
1TA028	Harold A. Holbrook Memorial S				(4,759)					44,101	39,342
1TA029	John S.holland Mem. Scholarshi				(2,851)					26,416	23,565
1TA030	Dorice & Richard Horan End Schol				(5,717)					69,235	63,518
1TA031	Cyril Thomas Hunt Mem. Sch. Fu				(3,712)					34,399	30,687
1TA032	Miriam Jackson Mem Scholarship				(35,457)					367,335	331,878
1TA033	Elizabeth Jones Class 1922 Sch				(109,870)					1,038,398	928,528
1TA034	Helen Duncan Jones Prize				(717)					6,644	5,927
1TA035	Frances Kling				(2,959)					27,417	24,458
1TA036	Peter & Francis Martin Schol Fund				(26,458)					245,186	218,728
1TA037	Marcia Mccann				(4,277)					39,633	35,356
1TA038	John W. Mcconnell Scholarship				(6,833)					63,322	56,489
1TA039	McLane Family Endowed Scholarship				(7,575)					70,196	62,621
1TA040	Elinor Metcalf Scholarship				(2,003)					18,560	16,557
1TA041	Barbara King Newman Sch. Fund				(6,499)					61,060	54,561
1TA042	Nickerson Scholarship Fund				(11,792)					109,274	97,482
1TA043	Bertha I. Norton Endowment Sch				(5,655)					52,403	46,748
1TA044	Leonard P. Novak				(3,147)					29,167	26,020
1TA045	Albert N. Otis Scholarship Fun				(15,823)					146,629	130,806
1TA046	Nettie M. & Charles Parker Mem				(449)					4,160	3,711
1TA047	Robert G. Perrault Mem.scholar				2,698					71,273	73,971
1TA048	Constantine A. Petmezas Schola				(14,069)					130,380	116,311
1TA049	'bunny' Bryant Band Scholarshi				(17,591)					165,486	147,895
1TA050	Paul Barlow				(1,205)					11,165	9,960
1TA051	Peter Lino Barili				(8,371)					83,936	75,565
1TA052	O. B. Brown Endowed Scholarshi				(2,650)					24,558	21,908

UNIVERSITY OF NEW HAMPSHIRE DURHAM
DETAILED SCHEDULE OF REVENUES, EXPENSES, AND TRANSFERS
FOR THE YEAR ENDED JUNE 30, 2022

Fund	Fund Title	Net Student Tuition	Grant Revenue[1]	Auxiliary Revenue	Appropriations & Other Revenue	Employee Compensation	Supplies and Services	Other Expenses	Transfers In/(Out)	Beginning Fund Balance 06/30/2021	Ending Fund Balance 06/30/2022
1TA053	K. Denham				(1,601)					14,835	13,234
1TA054	Arthur E. Clapp Memorial Schol				(2,266)					20,997	18,731
1TA055	Fuller Foundation Endowed Fund				(3,470)					32,157	28,687
1TA056	Alvin R. Ingram Graduate Fello				(1,104)					10,233	9,129
1TA057	Carol Koreniewski Endowed Fund				(2,219)					20,562	18,343
1TA058	Mortar Board				(973)					9,015	8,042
1TA059	Phi Mu Dellta Scholarship Fund				(16,159)					206,158	189,999
1TA060	Facilities Services				(3,554)					32,936	29,382
1TA061	Governor Wesley Powell				(4,594)					42,573	37,979
1TA062	Barbara M. Russell Mem'l Sch				(5,904)					54,710	48,806
1TA063	Earle A.welch Scholarship				(2,650)					24,558	21,908
1TA064	Governor John H. Bartlett Fund				(3,313)					30,698	27,385
1TA065	Thomas J. Davis Prize Award				(228)					2,116	1,888
1TA067	Frank W. Randall Scholarship F				(70,942)					657,412	586,470
1TA068	Gladys Wheeler Simeroth Schol				(3,356)					31,102	27,746
1TA069	Victor M.& Mabel Foster Smith				(1,964)					18,197	16,233
1TA070	Frederick Smyth Book Fund				(1,188)					11,011	9,823
1TA071	Paul Spilios Memorial Award Fu				(765)					7,089	6,324
1TA072	Corinne Tripetti Art Scholars				(5,651)					52,366	46,715
1TA073	Alberta C. Virgil				(7,896)					73,169	65,273
1TA074	William & Doris Sterling				(8,036)					74,467	66,431
1TA075	Blanche D. & George L. White				(939)					8,706	7,767
1TA076	John G. Winant				(57,382)					531,753	474,371
1TA077	Arthur Whitcomb				(31,569)					292,547	260,978
1TA078	George P. Wood Shoals Marine				(66,240)					613,840	547,600
1TA079	Melvin Zais				(4,806)					44,534	39,728
1TA080	Anna Zornio				2,049					13,519	15,568
1TA081	Ato Alfred H. Brown Scholarshi				(1,998)					18,513	16,515
1TA082	Richard Bruce Johnston Scholar				(1,405)					13,022	11,617
1TA083	Roland H. O'Neal, Professorship				(41,345)					383,140	341,795
1TA084	Raymond E. Bassett Memorial Fu				(213)					1,975	1,762
1TA085	Frank Booma Memorial Fund				(1,179)					10,922	9,743
1TA086	Louis P. Bourgoin Scholarship				(983)					9,107	8,124
1TA087	H. L. Boutwell Scholarship Fun				(1,641)					15,206	13,565
1TA088	Edmund L. Brigham Scholarship				(2,769)					25,661	22,892
1TA089	Edna O. Brown Scholarship Fund				(11,331)					105,005	93,674
1TA090	Philip R Burlingame Sr St Loan				(4,244)					39,325	35,081
1TA091	Cartlands-Of-lee Scholarship F				(3,789)					35,114	31,325
1TA092	Lt. Albert A. Chariat Fund				(575)					5,332	4,757
1TA093	Winifred E. Chesley Fund				(2,632)					24,395	21,763
1TA094	Frank B. Clark Fund				(6,026)					55,846	49,820
1TA095	Class of 1916 Sch. Fund				(1,721)					15,944	14,223
1TA096	Forrest E Adams Mem. Sch.				(1,525)					14,128	12,603
1TA097	Berry-Mattoon Fund Cl'22				(15,889)					147,243	131,354
1TA098	Philip M. Marston Scholarship				(1,880)					17,422	15,542
1TA099	Class of 1925 Wm. S. Sayward F				(20,748)					192,268	171,520
1TA100	Class of 1938 Memorial Scholar				(4,928)					45,667	40,739
1TA101	Class of 1948 Trust Fund				(1,949)					18,066	16,117
1TA102	Class of 1898 Scholarship Fund				(109,134)					1,011,336	902,202
1TA103	Class of 1899 Prize				(480)					4,444	3,964
1TA104	Clarence E. Clement Sch. Fund				(672)					6,224	5,552
1TA105	Corinne H. Coburn Fund				(5,553)					51,462	45,909
1TA106	Arthur W. Colburn St. Loan F				(2,247)					20,819	18,572
1TA107	Paul Edward Corriveau Mem. Sc				(1,641)					15,206	13,565
1TA108	Fisher Currier Scholarship Fu				(4,880)					45,226	40,346

UNIVERSITY OF NEW HAMPSHIRE DURHAM
DETAILED SCHEDULE OF REVENUES, EXPENSES, AND TRANSFERS
FOR THE YEAR ENDED JUNE 30, 2022

Fund	Fund Title	Net Student Tuition	Grant Revenue[1]	Auxiliary Revenue	Appropriations & Other Revenue	Employee Compensation	Supplies and Services	Other Expenses	Transfers In/(Out)	Beginning Fund Balance 06/30/2021	Ending Fund Balance 06/30/2022
1TA109	Diettrich, Memorial Cup Fund				(79)					736	657
1TA110	Harry W. Evans Sch. Fund				(2,943)					27,274	24,331
1TA111	Sylvester M. Foster Fund				(575)					5,332	4,757
1TA112	Adelaide M. Godding Fund				(18,359)					170,134	151,775
1TA113	John Haines Scholarship Fund				(1,423)					13,189	11,766
1TA114	Willis D. F. Hayden Sch. Fund				(2,632)					24,391	21,759
1TA115	Helen E. Hayes Sch. Fund				(7,405)					68,620	61,215
1TA116	Henderson Memorial Sch. Fund				(3,405)					31,558	28,153
1TA117	Edgar C. Hirst Scholarship Fu				(7,435)					68,899	61,464
1TA118	Michael J. & Nellie Hourihan				(11,766)					109,032	97,266
1TA120	Lillian M. Johnson Fund				(115,100)					1,066,627	951,527
1TA121	Ilmari Kainu Mem. Sch. Fund				(36,166)					335,152	298,986
1TA122	Donald Whitney Libby Memorial				(1,828)					16,938	15,110
1TA123	Mildred B. Lionstone Scholars				(640)					5,932	5,292
1TA124	Locke Prize Fund				(1,808)					16,758	14,950
1TA125	Nancy E. Lougee Memorial Fund				(2,960)					27,429	24,469
1TA126	Harry Macleod Memorial Schol				(1,410)					13,064	11,654
1TA127	J. Herbert Marceau Scholarshi				(5,765)					53,425	47,660
1TA128	William F. Marsh Scholarship				(1,150)					10,661	9,511
1TA129	Mask & Dagger Fund				(2,856)					26,467	23,611
1TA130	Erskine Mason Memorial Prize				(466)					4,316	3,850
1TA131	Roger E. Montgomery Mem. Sch.				(1,696)					15,717	14,021
1TA132	N.h. Branch Nat'l Civic Fdn.				(632)					5,858	5,226
1TA133	Maurice E. Nerbonne Sch. Fund				(715)					6,622	5,907
1TA134	Ordway Fund				(1,189)					11,015	9,826
1TA135	George Downes Parnell Mem. Sc				(1,009)					9,348	8,339
1TA136	Paul Scholarship Fund				(28,767)					266,585	237,818
1TA137	Luella Pettee Fund				(1,086)					10,061	8,975
1TA138	Rosecrans W. Pillsbury Fund				(287)					2,660	2,373
1TA139	Alfred Ernest Richards Mem. S				(2,877)					26,662	23,785
1TA140	Charles H. Sanders Fund				(1,727)					16,001	14,274
1TA141	Lena Snow Sargent Fund				(25,907)					240,078	214,171
1TA142	Walter M. Shipley Scholarship				(1,150)					10,661	9,511
1TA143	Mary F. Simpson Sch. Fund				(38,658)					358,244	319,586
1TA144	J. Guy Smart Scholarship Fund				(67,353)					624,151	556,798
1TA145	Roderick W. Smith Scholarship				(575)					5,332	4,757
1TA146	Smyth, Memorial Fund				(1,506)					13,959	12,453
1TA147	James Carter				(6,684)					61,942	55,258
1TA148	Col. Samuel J. Sutherland				(1,127)					10,447	9,320
1TA149	Theron A. Thorp Mem. Sch. Fun				(4,809)					44,560	39,751
1TA150	James A. Wellman Mem. Sch.				(14,385)					133,302	118,917
1TA151	Charles H. Wiggin Sch. Fund				(6,608)					61,235	54,627
1TA152	Walter M. Wiggin Scholarship				(2,876)					26,654	23,778
1TA153	George H. Williams Fund				(6,089)					56,426	50,337
1TA154	Richard J. Shea Memorial Award				(1,030)					9,549	8,519
1TA155	William H. Yale Sch. Fund				(39,263)					363,849	324,586
1TA156	Class of 1931 Alumni Mem. Scho				(22,887)					212,095	189,208
1TA157	Fred Weare Stone Mem. Sch. Fun				(109,719)					1,016,754	907,035
1TA158	Stephen D. DeCesare Memorial S				(2,367)					21,930	19,563
1TA159	Penny Family School				(6,291)					58,294	52,003
1TA160	Ruth Cheney Streeter Shcol				(3,625)					33,595	29,970
1TA161	Katherine Demerritt Memorial				(1,935)					17,933	15,998
1TA162	Col John & Helena Ayotte				(62,061)					575,113	513,052
1TA163	Ray Macdonald End Scholarship				(87,366)					809,614	722,248
1TA164	Gertrude Phelps Carlson Mem				(2,575)					23,862	21,287

UNIVERSITY OF NEW HAMPSHIRE DURHAM
DETAILED SCHEDULE OF REVENUES, EXPENSES, AND TRANSFERS
FOR THE YEAR ENDED JUNE 30, 2022

Fund	Fund Title	Net Student Tuition	Grant Revenue[1]	Auxiliary Revenue	Appropriations & Other Revenue	Employee Compensation	Supplies and Services	Other Expenses	Transfers In/(Out)	Beginning Fund Balance 06/30/2021	Ending Fund Balance 06/30/2022
1TA165	Class of 51 Endowed Scholarshi				(17,416)					263,112	245,696
1TA166	Norma V and John Spaven				(22,606)					209,490	186,884
1TA167	Lola M Preston Endowed Scholar				(9,584)					88,704	79,120
1TA168	Class of 38 Professorship Endo				(29,188)					270,479	241,291
1TA169	Class of 41 Educational Endow				(38,841)					359,940	321,099
1TA170	CEPS Endowed Scholar				(26,781)					248,175	221,394
1TA171	Class of 1964 Endowed Scholarship				(22,134)					267,115	244,981
1TA172	Class of 40 Professorship				(73,275)					679,036	605,761
1TA173	Class of 44 Endowed Professor				(28,051)					259,944	231,893
1TA174	Class of 1944 Endowed Scholar				(11,833)					109,657	97,824
1TA175	Charles A. Hopkins Family Fund				(6,343)					58,781	52,438
1TA176	Class 1961 Endowed Scholarship				(20,789)				1,505	200,479	181,195
1TA178	William S Law Scholarship Fund				(7,915)					73,352	65,437
1TA179	Frank A Joy Endowed Fund				(201,414)					1,866,488	1,665,074
1TA181	Ernest Easter Scholarship Fund				(26,409)					244,728	218,319
1TA182	Scott Chadwick Memorial Scholarship				(5,448)					50,488	45,040
1TA183	Earl & Ethel Handly Faculty Endwmnt				(130,449)					1,208,865	1,078,416
1TB001	Edward Cass Adams				(4,020)					37,257	33,237
1TB002	Robert P. Ahern Mem. Fund				(12,786)					118,491	105,705
1TB003	Albert H. Brown Student Loan				(29,039)					269,105	240,066
1TB004	Thomas W. Keller Mem. Scholars				(3,673)					34,038	30,365
1TB005	C. Hilton Boynton				(11,600)					109,143	97,543
1TB006	Gertrude Burnham Fund				(78,013)					722,940	644,927
1TB007	Conant Scholarship Fund				(30,721)					284,688	253,967
1TB008	Crop Protection Institute				(3,879)					35,947	32,068
1TB009	David W. Drew Memorial Scholar				(5,295)					49,070	43,775
1TB010	Clyde & Isabel Eaton				(6,910)					64,035	57,125
1TB011	Kenneth Fowler				(8,768)					83,089	74,321
1TB012	Norman Hubbard Scholarship				(942)					8,728	7,786
1TB013	Oliver J. Hubbard Fund				(156,160)					1,447,122	1,290,962
1TB014	Basil & Alice Johnson				(7,371)					68,303	60,932
1TB015	Gunnar B. Olsson Fund				(3,367)					31,204	27,837
1TB016	Dan Heath Memorial				(1,562)					14,474	12,912
1TB017	Richard A. Andrews Mem'l Award				(711)					6,592	5,881
1TB018	Paul Gilman				(1,341)					12,422	11,081
1TB019	Albion Hodgon Memorial Fund				(1,659)					15,474	13,815
1TB020	Barbara M. Lucier Endowed Mem				(3,337)					31,737	28,400
1TB021	George M. Moore Scholarship				(1,647)					15,267	13,620
1TB022	Constance L. Rollins Memorial				(16,457)					154,390	137,933
1TB023	Plant Science Scholarship Fund				(1,271)					11,781	10,510
1TB024	James A. Purington Scholarship				(7,587)					70,310	62,723
1TB026	Laurence W. Slanetz Memorial				(8,003)					74,282	66,279
1TB027	Clark L. Stevens Sch. in Fore				(1,630)					15,106	13,476
1TB028	Charles A. & F. W. Stone Schol				(17,279)					160,126	142,847
1TB029	L.v. "cy" Tirrell Prof. Sch.				(8,367)					78,415	70,048
1TB030	Agricultural Alumni Associatio				(3,635)					33,685	30,050
1TB031	Richard B. Johnston Mem. Schol				(3,655)					33,866	30,211
1TB032	Stephen W & Helen H Dyer Schlr				(12,924)					119,807	106,883
1TB033	Ruth E. Farrington Fund				(198,781)					1,842,090	1,643,309
1TB034	Andrew L. Felker Sch. Fund				(1,904)					17,641	15,737
1TB035	Hood Prize Fund				(3,452)					31,990	28,538
1TB036	Hubbard Farms Grad. Fellow/Pou				(24,107)					223,394	199,287
1TB037	Norma Ikawa Scholarship Fund				(3,791)				30	52,047	48,286
1TB038	Industrial Education Fund				(300)					2,779	2,479
1TB039	Kenneth L. Isaacs Sch. Fnd.				(4,610)					42,722	38,112

UNIVERSITY OF NEW HAMPSHIRE DURHAM
DETAILED SCHEDULE OF REVENUES, EXPENSES, AND TRANSFERS
FOR THE YEAR ENDED JUNE 30, 2022

Fund	Fund Title	Net Student Tuition	Grant Revenue[1]	Auxiliary Revenue	Appropriations & Other Revenue	Employee Compensation	Supplies and Services	Other Expenses	Transfers In/(Out)	Beginning Fund Balance 06/30/2021	Ending Fund Balance 06/30/2022
1TB040	Lilac Endowment Fund				(3,541)					32,814	29,273
1TB041	Lord Scholarship Fund				(234,302)					2,171,263	1,936,961
1TB042	Fred W. Menns Scholarship Fun				(1,361)					12,611	11,250
1TB043	Kenneth S. Morrow Scholarship				(4,262)					39,500	35,238
1TB044	Walhowdon Farm Scholarship				(704)					6,520	5,816
1TB046	Stacey Cole				(52,182)					665,758	613,576
1TB047	Lloyd Hawkensen Fund				(3,041)					28,183	25,142
1TB048	Marty Mitchell Scholarship				(3,096)					28,695	25,599
1TB049	Virginia M & William L Conrad				(6,690)					61,996	55,306
1TB050	Eric Wilkes Bell Mem End Award				(4,360)					40,408	36,048
1TB051	Drs. Lorus & Margery Milne				(67,917)					629,384	561,467
1TC001	John D. Batcheller Memorial				(5,696)					52,789	47,093
1TC002	Foreign Language Study				(3,483)					32,277	28,794
1TC003	Gary Lindberg				(5,598)					51,880	46,282
1TC004	Raymond J. Bernier Scholarship				(1,808)					16,753	14,945
1TC005	S. P. Edelman				(389)					3,601	3,212
1TC006	Excellence in Teaching Scholar				(10,669)					98,871	88,202
1TC007	Jean Mattox				(7,425)					68,803	61,378
1TC008	Richard A. Morse Scholarship				(29,874)					295,408	265,534
1TC009	Gary R. O'neal Musical Theater				(5,645)				525	52,079	46,959
1TC010	William H Annis Graduate Scholarshi				(1,055)					11,901	10,846
1TC011	Jani Smith				(2,823)					30,574	27,751
1TC013	Donald E. Steele				(2,447)				26	23,222	20,801
1TC014	Arts Dept Scholarship Fund				(2,588)					23,980	21,392
1TC015	German Soc. of Manchester, NH				(576)					5,338	4,762
1TC016	Adaline W. Paul Sch. Fund				(3,757)					34,814	31,057
1TC017	Thomas O Marshall Fund				(1,437)					13,320	11,883
1TC018	NH Library of Traditional Jazz				(281,332)					2,868,764	2,587,432
1TC019	Seiler, Study of Music				(1,833)					16,988	15,155
1TC020	Ann Pazo Mayberry Fund				(5,676)					60,523	54,847
1TC021	Grant Carlson Fund				(2,742)					25,680	22,938
1TC022	Humanities Challenge				(115,750)					1,072,646	956,896
1TC023	Rogers Piano Scholarship Fund				(3,574)					33,123	29,549
1TC024	Malcolm & Virginia Smith Endow				(2,590)					24,000	21,410
1TC025	Theater Education Endowed Fund				(10,538)				195	97,568	87,225
1TC026	Lucha-Burns Musical Theatre Endowmt				(16,285)					150,938	134,653
1TC027	Whitlock Music Education Schol				(1,852)					17,160	15,308
1TC028	Shatterly Fund for Education				(8,900)					82,479	73,579
1TC029	Shatterly Fund for Poli Sci				(17,573)					162,850	145,277
1TC030	Conover Endowed Fund				(7,811)					72,382	64,571
1TC031	Edwin and Mary Scheier Fund				(342,340)					3,172,439	2,830,099
1TC032	Blanche C Bailey Fund				(6,249)					57,906	51,657
1TD001	Gordon H. Bassett				(3,567)					33,058	29,491
1TD002	Champlin Scholarship Fund				(47,417)					439,407	391,990
1TD003	Howard W. Cope Mem Scholarship				(6,622)					69,569	62,947
1TD004	Edward T. Donovan Scholarship				(4,684)					43,411	38,727
1TD005	Donald Fox Mem Scholarship				(7,161)					66,364	59,203
1TD006	Harry L. Farnham Scholarship				(1,988)					18,424	16,436
1TD007	Joseph L Fearer Scholar Fund				(9,383)					86,950	77,567
1TD008	Harold A. Iddles Lecture Fund				(15,433)					147,733	132,300
1TD009	William Knox Endowed Fund				(1,899)					17,598	15,699
1TD010	Marie L. Langelier				(44,651)					413,777	369,126
1TD011	Vernon Lerch				(3,572)					33,097	29,525
1TD012	David Owen Libby				(6,253)					57,950	51,697
1TD013	Frank Block Fund				(3,416)					31,652	28,236

UNIVERSITY OF NEW HAMPSHIRE DURHAM
DETAILED SCHEDULE OF REVENUES, EXPENSES, AND TRANSFERS
FOR THE YEAR ENDED JUNE 30, 2022

Fund	Fund Title	Net Student Tuition	Grant Revenue[1]	Auxiliary Revenue	Appropriations & Other Revenue	Employee Compensation	Supplies and Services	Other Expenses	Transfers In/(Out)	Beginning Fund Balance 06/30/2021	Ending Fund Balance 06/30/2022
1TD014	Randolph W. Chapman Lecture Fu				(2,208)					20,465	18,257
1TD015	W. Edwards Deming				(2,204)					20,422	18,218
1TD016	Dr. Ruth Peters Memorial Award				(902)					8,355	7,453
1TD017	Stolworthy Fund				(1,104)					10,233	9,129
1TD018	Richard & Georgia Balomenos				(5,680)					46,530	40,850
1TD019	Bacon Award				(251)					2,323	2,072
1TD020	Velma W. Scruton Fund				(77,063)					365,081	288,018
1TD021	Raymond B. Seymour Chem.				(744)					6,893	6,149
1TD022	Tappi Endowed Fund				(5,714)					52,955	47,241
1TD023	Winchester R. Wood Fund				(89,296)					827,502	738,206
1TD024	Leroy Johnson				(51,407)					476,389	424,982
1TD025	J & Rm Kurtz Endowed Fund				(34,756)					322,084	287,328
1TD026	Bailey Prize Fund				(144)					1,336	1,192
1TD027	Albert W. Diniak Memorial Fun				(562)					5,208	4,646
1TD028	Heman Charles Fogg Sch. Fund				(1,935)					17,933	15,998
1TD029	Kingsbury Memorial Award				(12,821)					118,815	105,994
1TD030	Locke Scholarship Fund				(1,726)					15,997	14,271
1TD031	Lester A. Pratt Grad. Prize				(15,033)					140,939	125,906
1TD032	Lucinda & Melvin Smith Sch. F				(4,769)					44,197	39,428
1TD033	Waite Professorship				(25,923)					240,226	214,303
1TD034	Fred Waite Class of 1927				(65,961)					611,255	545,294
1TD035	R C Kimball Scholar				(2,775)					25,717	22,942
1TD036	Robert T. Hart				(6,275)					58,148	51,873
1TD037	Leon W Hitchcock Award				(15,792)					146,342	130,550
1TD038	Olivette Dussault Hemon Schola				(2,465)					22,844	20,379
1TD039	Kenneth J Higson Endowed Schol				(72,202)					669,093	596,891
1TD040	Helmut M Haendler Endowed Fund				(11,225)					113,226	102,001
1TD041	Frederick N Walker Jr Ee Schol				(36,132)					334,830	298,698
1TD042	Craig A West Memorial Endow				(2,175)					28,884	26,709
1TD043	Harold M Lander Cl of 24 Fund				(1,904)					17,648	15,744
1TD044	Clarence & Eleanor Shuttlewort				(78,842)					730,624	651,782
1TD045	Shatterly Fund for Engineering				(18,384)					170,365	151,981
1TD046	Tenho S Kauppinen Scholarship Fund				(806)					7,467	6,661
1TD047	Roland S. Burlingame Scholarship				(80,607)					746,983	666,376
1TE001	John A. Beckett Writing Prize				(2,318)					21,480	19,162
1TE002	Patrick Carlson Memorial Schol				(4,317)					40,003	35,686
1TE003	Jan E. Clee Fellowship Fund				(3,676)					34,064	30,388
1TE004	Carroll M. Degler Fund				(9,727)					90,142	80,415
1TE005	James R. Carter Professorship				(108,629)					1,006,657	898,028
1TE006	William T. Cushing Memorial Sc				(14,214)					133,474	119,260
1TE007	Patricia Vinnicombe Endow Fund				(5,057)					46,862	41,805
1TE008	Hollis Harrington				(15,350)					142,243	126,893
1TE009	Virginia Paul Dee Professorshi				(37,655)					348,948	311,293
1TE010	Ellen Mae Greenaway Scholar				(6,719)					62,263	55,544
1TE012	JA Hogan Distinguished Visiting Pro				(118,850)					1,101,372	982,522
1TF001	Dr E Elizabeth French Mem Fund				(6,307)					58,451	52,144
1TF002	Gerald L & Dorothy K Smith Fun				(13,718)					127,127	113,409
1TF004	Elizabeth Rand				(29,696)					275,194	245,498
1TF005	Hamilton Putnam				(5,427)					50,289	44,862
1TF006	Robert J. & Mary E. Mitchell				(26,566)					246,186	219,620
1TF007	Daniel Beatrice Rogers Schl				(5,350)				104	49,686	44,440
1TF008	Marion Beckwith Endowed Fund				(1,500)					13,896	12,396
1TG002	UNH Venture Capital Endowment				(35,984)					333,456	297,472
1TG003	Alumni Merit Serv Award Assn				(5,692)					52,749	47,057
1TG004	Honors Program/Urop Endowment				(33,832)					313,521	279,689

UNIVERSITY OF NEW HAMPSHIRE DURHAM
DETAILED SCHEDULE OF REVENUES, EXPENSES, AND TRANSFERS
FOR THE YEAR ENDED JUNE 30, 2022

Fund	Fund Title	Net Student Tuition	Grant Revenue[1]	Auxiliary Revenue	Appropriations & Other Revenue	Employee Compensation	Supplies and Services	Other Expenses	Transfers In/(Out)	Beginning Fund Balance 06/30/2021	Ending Fund Balance 06/30/2022
1TG005	Class of 1953				(7,296)					67,608	60,312
1TG006	Dr. Phyllis Lucasse				(226,002)					2,094,344	1,868,342
1TG007	Avis Perkins Smart '42' Fund				(3,480)					32,246	28,766
1TG008	John S. Elliott Fund				(2,956,314)					16,354,654	13,398,340
1TG009	Smith Sanborn Lecture Fund				(3,728)					34,546	30,818
1TG010	President's Discretionary Fund				(6,119)					56,701	50,582
1TG011	Nash - President's Disc. Fund				(6,391)					59,229	52,838
1TG012	Class of 36 Cultural Enrichmnt				(23,276)					215,697	192,421
1TG013	Louis B. Hoffman Endowment				(31,274)					289,814	258,540
1TG015	Class of 1929 Dad Henderson				(27,597)					255,736	228,139
1TG016	Henderson Mem. Carillon Maint.				(1,850)					17,148	15,298
1TG017	A.E. Kenison, Jr./D.L. Kenison Endo				(16,538)					153,255	136,717
1TG018	Granite State Scholars Endowment				(265,864)					2,463,743	2,197,879
1TG020	Elizabeth Farmer McIninch Fund				(4,769)					44,190	39,421
1TG021	Esther Eastman Endowment				(3,061)					28,363	25,302
1TG022	Warren H. Hay Endowment				(39,630)					367,246	327,616
1TG023	Helena M Milne Endowment				(191,631)					1,775,832	1,584,201
1TG024	Spaulding Memorial Fund				(279,077)					2,586,183	2,307,106
1TJ001	Frederick Walker				(3,208)					29,729	26,521
1TJ003	Morris F Darling Memorial Fund				(27,332)					253,280	225,948
1TL001	Gladys Brooks Endowment Fund				(18,850)					174,678	155,828
1TL002	Douglas M. Milne				(36,659)					339,714	303,055
1TL003	Roland Douglas Sawyer				(9,376)					86,882	77,506
1TL004	Consolidated Library Fund				(5,950)					55,139	49,189
1TL005	Edward H. Downing Fund				(407)					3,775	3,368
1TL006	Marion E. Nash Fund				(6,391)					59,229	52,838
1TL007	Helena M Milne Endowment									-	-
1TL008	Blanche Foye Nash Library Fund				(7,190)					67,498	60,308
1TR001	Prof. & Mrs. F. Jackson				(7,110)					65,890	58,780
1TR003	Shoals Marine Scholarship Fund				(440)				(61,835)	63,689	1,414
1TR004	Class of 1937 Professorship				(35,227)					326,449	291,222
1TS001	Charles H. Stillings Trust				(168,029)					1,594,033	1,426,004
1TS002	Warren Brown Memorial Scholars				(2,514)					23,297	20,783
1TS003	Carl & Ada Lundholm Mem Scholr				(8,264)					76,582	68,318
1TS004	Peter G Markos Chemistry Endowment				(9,432)					87,409	77,977
1TS005	Carlton E. Meader, Jr. Mem. Sc				(2,433)					22,548	20,115
1TS006	Donald Melville				(44,229)					409,865	365,636
1TS007	W. C. & Clara D. Skoglund				(18,229)					168,926	150,697
1TS008	Suzanne Urban Memorial Scholarship				(6,767)					93,164	86,397
1TS009	P. Wageman				(1,117)					10,347	9,230
1TS010	Ski Team UNH				(25,441)					235,761	210,320
1TS011	Paul C. Sweet Scholarship Fund				(8,230)					76,270	68,040
1TS012	A. Barr "whoops" Snively Schol				(4,113)					38,928	34,815
1TS013	Jere A. Chase Scholarship				(612)					5,675	5,063
1TS014	Frederick A. Johnson Mem. Sch				(3,426)					31,745	28,319
1TS015	Philip C. Jones/1913 Trust				(4,475)					41,467	36,992
1TS016	UNH 100 Club / General Award				(52,976)					490,929	437,953
1TS017	Creeley S. Buchanan Football				(1,784)					16,528	14,744
1TS018	Craig Scholarship Fund				(18,084)					167,580	149,496
1TS019	Andrew Mooradian Endowed Schol				(6,858)					63,555	56,697
1TS020	Bernice Hill Class of 23 Endow				(10,607)					98,295	87,688
1TS021	Arden G. Atkins Scholarship				(25,219)					233,707	208,488
1TS022	Ken Pope Endowed Scholarship				(2,306)					21,371	19,065
1TS023	Holt Endowed Fund				(23,373)				5	220,896	197,528
1TU001	Walter W. Lucasse				(132,584)					1,228,641	1,096,057

UNIVERSITY OF NEW HAMPSHIRE DURHAM
DETAILED SCHEDULE OF REVENUES, EXPENSES, AND TRANSFERS
FOR THE YEAR ENDED JUNE 30, 2022

Fund	Fund Title	Net Student Tuition	Grant Revenue[1]	Auxiliary Revenue	Appropriations & Other Revenue	Employee Compensation	Supplies and Services	Other Expenses	Transfers In/(Out)	Beginning Fund Balance 06/30/2021	Ending Fund Balance 06/30/2022
1TU002	Alice M. Mitchell Scholarship				(26,566)					246,186	219,620
1TU003	Edward and Selma Bacon Simon Fund				(8,024)					157,302	149,278
1TU004	Richard M. Ford Endowed Mem				(4,032)					37,366	33,334
1TU005	Agnes & M Jane Linen Scholarsh				(1,239)					11,477	10,238
1TU006	Ben Thompson Trust				(389,624)					2,805,659	2,416,035
1TU008	Spaulding Memorial Fund									-	-
1TU009	Paul J Holloway Endowment Fund				(35,492)					328,895	293,403
1TU010	Gray-White-Shields Scholarship Fund				(355,975)					3,298,784	2,942,809
1TU013	UNH Foreign Language Scholarship				(14,349)					133,002	118,653
1TU014	UNH Engineering Scholarship				(14,127)					130,907	116,780
1TU015	T. Ralph & Isabelle Meyers Fund				(4,195)					38,862	34,667
1TU016	Joseph L. Robinson Scholarship Fund				(5,050)					46,787	41,737
1TU020	UNIQUE Endowment Alloc Plan-UNH				(639,898)					50,378,933	49,739,035
1TU021	Raymond and Anna Tuttle Trust				860,505					-	860,505
1TX001	Marine Docent Endowment Fund				(25,570)					199,348	173,778
	TOTAL ENDOWMENT & SIMILAR FUNDS	-	-	-	(16,488,477.00)	-	-	-	(61,099.00)	185,684,428.00	169,134,852.00
	PLANT FUNDS										
1N0ADJ	UNH Net Invested in Plant Adjustmen				45,300		500,000		(45,300)	(1,250,000)	(750,000)
1NK002	ET&S Enterprise Equipment							(237,896)	237,896	-	-
1NU001	UNH Net Invested				(2,904,311)		2,236	(38,912,084)	36,096,630	690,232,319	684,514,790
1NU002	UNH Equipment				(23,562)			(9,429,106)	7,058,498	35,057,933	32,663,763
1NU006	2001 HEFA DEBT							(1,621,114)	4,163,685	(40,648,170)	(38,105,599)
1NU008	2001R HEFA DEBT							(225,310)	2,010,525	(5,632,753)	(3,847,538)
1NU011	2002 HEFA Refunding Debt									-	-
1NU013	2006B-2 HEFA DEBT							(796,706)	1,721,229	(19,917,656)	(18,993,133)
1NU015	2005A HEFA DEBT							(973,181)	2,090,064	(24,113,820)	(22,996,937)
1NU023	2006 HEFA Debt							(1,089,402)	2,335,954	(26,910,866)	(25,664,314)
1NU050	UNH Leases and SBITAs	(3,326)	(244,258)				2,164,958	(2,584,424)		(285,202)	(952,252)
1NU09A	2009A HEFA DEBT							(35,632)	624,719	(1,342,673)	(753,586)
1NU15A	UNH 2015A HEFA Debt							(1,136,068)	2,254,587	(39,526,680)	(38,408,161)
1NUIFB	UNH Internal Borrowings									-	-
1NUNEC	NEC Balance								277,568	(1,665,404)	(1,387,836)
1X0ADG	UNH Unexp Plant Grant Adjustments						13,305		(13,305)	-	-
1X0ADJ	UNH Unexpended Plant Adjustments						39,876,366		(36,550,446)	(1,620,756)	1,705,164
1X1125	MacFarlane Greenhouse Fog System		46,080				(46,080)			-	-
1X3T13	Main Street South Sidewalk									-	-
1X3V01	Water Line Extension to Lee TC									-	-
1X5C26	Main Street South Sidewalk-Match						(3,416)		(10,132)	13,548	-
1XA001	VPAA R&R Electronic Campus								(158,785)	158,785	-
1XA003	VPAA Grad School R&R Electronic Cmp								(2)	2	-
1XA010	VPAA Health Services R&R								(4,234,331)	4,234,331	-
1XA011	VPAA Health Services Computer Syst.								(217,955)	217,955	-
1XA049	VPAA Health Services Equip Replace								(68,770)	68,770	-
1XA050	VPAA Counseling Center								(22,196)	22,196	-
1XB002	COLSA Green House Facilities								(1,624)	1,624	-
1XB003	COLSA Misc R&R								(1,833,562)	1,833,562	-
1XB015	COLSA TSAS Computer Replacement								(5,622)	5,622	-
1XB022	COLSA NR Dept Equipment Fund								(4,906)	4,906	-
1XB025	COLSA TSAS Vehicle Replacement								(89,681)	89,681	-
1XB033	COLSA TS Logging Equip R&R								(871)	871	-
1XB036	AES R&R		8,787						(3,203,907)	3,195,120	-
1XD001	CEPS Earth Science Van Fund								(56,656)	56,656	-
1XE005	Paul College Technology R&R Fund								(784,076)	784,076	-
1XF003	SHHS miscellaneous R&R								(6,620,498)	6,620,498	-

UNIVERSITY OF NEW HAMPSHIRE DURHAM
DETAILED SCHEDULE OF REVENUES, EXPENSES, AND TRANSFERS
FOR THE YEAR ENDED JUNE 30, 2022

Fund	Fund Title	Net Student Tuition	Grant Revenue[1]	Auxiliary Revenue	Appropriations & Other Revenue	Employee Compensation	Supplies and Services	Other Expenses	Transfers In/(Out)	Beginning Fund Balance 06/30/2021	Ending Fund Balance 06/30/2022
1XF004	Browne Center R&R								(13,544)	13,544	-
1XG002	Alumni EAC Capital Fund Class of 42								(1,063)	1,063	-
1XG025	Advancement CRM System Replacement									-	-
1XJ012	VPSA MUB Std Org Office R&R									-	-
1XJ015	MUB Games Room Renovation									-	-
1XJ016	MUB GSR									-	-
1XJ019	VPSA MUB Unexpended R&R								(4,169,091)	4,169,091	-
1XJ020	VPSA Recreation R&R								(5,425,055)	5,425,055	-
1XJ021	VPSA Student Rec Field								(362,557)	362,557	-
1XJ022	VPSA Recreation Mendums Pond									-	-
1XJ023	VPSA Recreation Vehicle									-	-
1XJ024	UNH Campus Rec: Outdoor Pool R&R									-	-
1XJ025	VPSA Recreation Sailing									-	-
1XJ026	VPSA Recreation Building Renovat								(584)	584	-
1XJ027	VPSA Recreation Equipment									-	-
1XJ028	VPSA Recreation Tech Upgrades									-	-
1XJ029	VPSA Recreation Crew									-	-
1XJ040	VPSA MUB Strafford Room									-	-
1XJ043	VPSA MUB Theater								(2)	2	-
1XJ051	VPSA MUB Technology Infrastructure									-	-
1XJ059	SAF Equipment Replacement								(1,010,096)	1,010,096	-
1XJ060	SAF Computer Replacement									-	-
1XJ067	Whittemore Center R&R Reserves									-	-
1XJ068	Ice Plant/Equipment Sinking Fund								(38,954)	38,954	-
1XJ071	VPSA MUB Bathroom Renovations									-	-
1XJ171	VPSA Recreation Womens Crew									-	-
1XJTRF	Turf Field Operations								(4,753)	4,753	-
1XJTRM	Turf Field Major Repairs								(106,015)	106,015	-
1XL001	Library Equip & Physical Plant Fund									-	-
1XL002	Library Repair & Replacement									-	-
1XP001	UNH Police Vehicle Replacement								(165)	165	-
1XPEMR	UNH Police Emergency Preparedness									-	-
1XQ022	UNH Dining R&R Reserves								(7,948,067)	7,948,067	-
1XQ024	UNH Housing R&R Reserves						(235,319)		(11,230,991)	11,466,310	-
1XQ105	Business Affairs BSC R & R Reserve								(170,768)	170,768	-
1XQ128	Transportation R & R Reserve								(4,088,534)	4,088,534	-
1XQ163	Printing R & R Reserve									-	-
1XQ171	UTS Bus Procurement								(1,132,455)	1,132,455	-
1XQ174	Mail Services R & R Reserve								(37,620)	37,620	-
1XQ303	CNG Fueling Station Maint & Repair								(78,556)	78,556	-
1XQ330	Garage Equipment Replacement								(48)	48	-
1XQ414	Parking Lot Maintenance								(20,914)	20,914	-
1XQ427	UCO Facility & Equipment Upgrades								(326,527)	326,527	-
1XR005	UIC Equipment Replacement Fund								(44,230)	44,230	-
1XRIO2	IOL Plant Fund for New Building								(64,658)	64,658	-
1XROSR	OSR Equipment Replacement Fund								(29,535)	29,535	-
1XRRCI	RCI Equipment Replacement								(253,120)	253,120	-
1XS003	Athletic Dept R & R								(1)	1	-
1XT708	Campus Tribute Gift Projects								(43)	43	-
1XT877	Emcor Contracted Utility Repairs									45,464	45,464
1XT955	Paul College Construction						(16,632)		2,500	15,109	977
1XTA25	Asset Management/Maintenance						(29,164)		(836)	30,000	-
1XTB83	High Voltage Electr Distribution						(85,915)			98,000	12,085
1XTB98	Ham-Smith Renovation Programming			15,500			(78,470)			210,558	147,588
1XTC07	Classroom White Board Replacements								(1,958)	1,958	-

UNIVERSITY OF NEW HAMPSHIRE DURHAM
DETAILED SCHEDULE OF REVENUES, EXPENSES, AND TRANSFERS
FOR THE YEAR ENDED JUNE 30, 2022

Fund	Fund Title	Net Student Tuition	Grant Revenue[1]	Auxiliary Revenue	Appropriations & Other Revenue	Employee Compensation	Supplies and Services	Other Expenses	Transfers In/(Out)	Beginning Fund Balance 06/30/2021	Ending Fund Balance 06/30/2022
1XTC99	Bike Rack Installations									14,761	14,761
1XTD30	McConnell Hall Repurpose - Renov									24,612	24,612
1XTD35	UNH West Stadium				60,000				(60,000)	-	-
1XTD68	South Drive Design Advancement									-	-
1XTE08	Signs - Campus Wayfinding and Bldg									28,899	28,899
1XTE88	Spaulding Hall Expansion-Renov				15,000,000		(19,368,923)		4,368,923	-	-
1XTE92	Rudman Hall Fire Alarm Replacement						(18,401)			37,320	18,919
1XTF96	UNH Water Treatment Plant						(10,796)		10,796	-	-
1XTH23	Rudman Hall - Misc Repairs - Mods									-	-
1XTH40	Huddleston Hall Egress Modif								(37,383)	37,383	-
1XTH74	Rudman Lab Fume Hd Contr Syst Repl						(670,435)			1,018,375	347,940
1XTJ31	Rudman-Inst Sterilizer-Cage Washer									40,101	40,101
1XTK74	Whittemore - Dehumidification Sys									30,000	30,000
1XTK78	Huddleston Hall - Roof Replacement									26,219	26,219
1XTL27	Telecom Center - Addition and Renov								(239,134)	239,134	-
1XTL36	NH Hall Window Repl - Ext Painting								(244,782)	244,782	-
1XTL38	Marine Facility - Fire Restoration									16,282	16,282
1XTL46	Fairchild - Site Stairs								(4,725)	4,725	-
1XTL56	Kendall Hall Levels 3-5 Repurposing								(99,388)	99,388	-
1XTL85	Morse Hall HVAC Evaluation									35,244	35,244
1XTL88	Hewitt-Telecom-Rudman Courtyd Study								(682)	682	-
1XTM01	Field House - Repave West Parking								(7,853)	7,853	-
1XTM07	PCAC - Update Life Safety Report								(1,528)	1,528	-
1XTM13	Campus Dual-Temp Interconnection						(112,904)			260,421	147,517
1XTM17	Morrill - Drainage Installation								(3,193)	3,193	-
1XTM25	Holloway Retro-Commissioning Repair									35,642	35,642
1XTM29	Academic Way Improvements-Mods.						(2,850)			43,974	41,124
1XTM35	T-Hall - Clock Tower Repairs									50,000	50,000
1XTM36	Demeritt Hall - Rm 112 Carpet Repl								(10,300)	10,300	-
1XTM38	Tennis Court Renovation						(599,183)			-	(599,183)
1XTM39	Field House - 1st Floor AC Install								(81,875)	81,875	-
1XTM47	MUB Hillside Stair-West Side								(19,230)	19,230	-
1XTM51	T-Hall - Replace Elevator Cylinder								(263,640)	263,640	-
1XTM62	Co-Gen Plant - Heat Exchanger Repl								(140,500)	140,500	-
1XTM65	Campus Envelope and Interior Paint						(1,100)			61,353	60,253
1XTM66	Field House - UV Filter Replacement									24,718	24,718
1XTM88	Parsons Hall - SmartStack						(6,800)			70,765	63,965
1XTM93	Elliott Alumni Center - 1925 Room									12,621	12,621
1XTM96	Assist Eversource Transmission Line						(175)			43,875	43,700
1XTM98	PCAC Planning								(73,200)	73,200	-
1XTM99	Rudman Vivarium Upgrades-Phase 2									100,000	100,000
1XTN05	Hewitt - Duel Temperature Tie In								(4,264)	4,264	-
1XTN19	Whittemore Ice and Arena Renov						(2,418,228)		2,263,751	154,477	-
1XTN23	Barton-Cole Assessment & Repairs									5,500	5,500
1XTN26	Rudman AHU-4 Assessment & Repair									12,470	12,470
1XTN27	Handler Hall - Replace PVI HW Tanks						(298,229)		252,945	45,283	(1)
1XTN28	Service Bldg - Storm Water Design									13,800	13,800
1XTN34	Rudman Hall - AHU 3 Replacement						(2,750)			18,942	16,192
1XTN41	Field House - Pool Chemical Storage									25,000	25,000
1XTN42	T-Hall - Testing Center - Phase 2						(48,317)			97,316	48,999
1XTN44	Kingsbury - Retro-Commissioning				18,665		(13,131)			49,829	55,363
1XTN46	PCAC - Fire Alarm Replacement									50,000	50,000
1XTN48	Holloway - Front Stairs Repairs									7,390	7,390
1XTN51	Barton - 2nd Floor Reno for Labs						(1,607,102)		1,576,198	30,904	-
1XTN52	Cole Hall - Instructional Space Imp									127,106	127,106

UNIVERSITY OF NEW HAMPSHIRE DURHAM
DETAILED SCHEDULE OF REVENUES, EXPENSES, AND TRANSFERS
FOR THE YEAR ENDED JUNE 30, 2022

Fund	Fund Title	Net Student Tuition	Grant Revenue[1]	Auxiliary Revenue	Appropriations & Other Revenue	Employee Compensation	Supplies and Services	Other Expenses	Transfers In/(Out)	Beginning Fund Balance 06/30/2021	Ending Fund Balance 06/30/2022
1XTN56	Morse - Former Clean Rm Renovation						(346,116)		322,616	23,500	-
1XTN57	NEC Stair STR0079 Reconstruction									2,000	2,000
1XTN58	College Road - Extend Sidewalk									7,600	7,600
1XTN59	McDaniel Drive - Extend Sidewalk									28,100	28,100
1XTN60	PCAC - Music Wing Elevator									34,217	34,217
1XTN61	EAC- Renovate Restrooms 109 & 111									111,960	111,960
1XTN62	Stoke Hall - Lobby Renovation									1,220	1,220
1XTN63	CSDC - Playground Repairs						(18,980)		10,000	23,569	14,589
1XTN64	Morse - Emergency Eyewash Install								(3,344)	3,344	-
1XTN65	CHP Siemens Turbine Generator Repl						(90,871)		30,115	60,756	-
1XTN66	Kingsbury - Bathroom Repair and Upg									-	-
1XTN67	Chase Ocean - Rm S210 HVAC Repair									2,880	2,880
1XTN68	Research - Stand-by Power Projects						(1,725)		7,917	333,425	339,617
1XTN70	PCAC - High Voltage Electrical Serv									31,329	31,329
1XTN71	Woodsides - Air Handler Replacement									-	-
1XTN73	Indoor Pool Electrical Service Repl									11,700	11,700
1XTN78	Kingsbury Hall - Career Services									-	-
1XTN80	Dimond - Interior Heating Distr						(564,887)		525,115	39,772	-
1XTN82	Presidents House - Security Cameras									24,270	24,270
1XTN83	Field Hse - Outdoor Deck-Roof Repla									13,080	13,080
1XTN84	HSI - CHHS Modular Building				3,736,117		(3,736,117)			-	-
1XTN85	Morse Hall - Rm 419 New Equipment						(219,044)		125,000	139,603	45,559
1XTN88	Whittemore Ctr Fire Alarm Repairs									-	-
1XTN91	Parsons Hall - N209 TEAL Classroom									35,000	35,000
1XTN92	McGregor EMS Env. and Int. Repairs						(134,672)			143,123	8,451
1XTN98	CHP-Wtr Plt IT Security Remediation								(16,788)	16,788	-
1XTP02	Putnam Hall - EMS COVID-19 Prep									(49,014)	(49,014)
1XTP03	Academic Way-Utility Upgr-Reroute						(111,473)			193,363	81,890
1XTP04	Utility Distr-CHP Line Replacement						(3,831,539)		3,784,539	47,000	-
1XTP05	Haaland Hall - PVI Tank Replacement						(112,176)		95,712	16,464	-
1XTP07	PCAC - Sprinkler Installation									32,800	32,800
1XTP08	H&W COVID Testing Instrumentation						(132,498)			(237,925)	(370,423)
1XTP09	Hubbard Hall - Bedroom Doors									(48,720)	(48,720)
1XTP10	COVID-19 Barriers & Hydration Stat.						(71,766)			(839,789)	(911,555)
1XTP11	Babcock-Adams Twr Electr - COVID									(1,476)	(1,476)
1XTP12	Stoke Hall - Gas Code Violations						(3,000)		2,350	650	-
1XTP13	H&W COVID Preparations									(30,543)	(30,543)
1XTP16	High Voltage Monitoring Sensor Inst								(5,417)	5,417	-
1XTP19	Rudman - Electrical Repairs & Mods								(2,500)	2,500	-
1XTP21	CHP Siemens Turbine Controls Upgr									252,261	252,261
1XTP27	MUB - 110 Ton Rooftop Chiller						(6,700)			9,900	3,200
1XTP28	Gregg-RM 337 COVID Testing Lab Expa									(308,649)	(308,649)
1XTP29	Service Bldg DFD Sprinkler-Decon						(63,483)		5,239	139,250	81,006
1XTP30	Service Bldg DFD Expansion Renov						5,239		(5,239)	-	-
1XTP32	Parsons Hall - Setup Lab Space W202						(29,864)		(5,086)	34,950	-
1XTP33	Morse - RM 331 Renovations						(4,473)		(9,257)	13,730	-
1XTP35	Telecom Bldg - New Equipment Space						(120,122)		1,384,910	-	1,264,788
1XTP37	Putnam Hall 480V Transformer Repl									-	-
1XTP38	Rudman - Steam Absorber #1 Repl						(967,293)		967,293	-	-
1XTP39	2LL - New Natural Gas Boiler						(9,845)			10,000	155
1XTP40	1LL - Convert Boiler to Natural Gas						(71,826)		61,826	10,000	-
1XTP41	6LL - New Gas Line and Boiler						(107,913)		107,413	155	(345)
1XTP42	Utility Distr - Steam Pits 5 & 7						(17,948)			17,948	-
1XTP44	Gregg Hall - Boiler Plant Repl						(549,853)		539,556	10,297	-
1XTP45	MacFarlane Greenhouse Fog Syst						(8,819)			9,950	1,131

UNIVERSITY OF NEW HAMPSHIRE DURHAM
DETAILED SCHEDULE OF REVENUES, EXPENSES, AND TRANSFERS
FOR THE YEAR ENDED JUNE 30, 2022

Fund	Fund Title	Net Student Tuition	Grant Revenue[1]	Auxiliary Revenue	Appropriations & Other Revenue	Employee Compensation	Supplies and Services	Other Expenses	Transfers In/(Out)	Beginning Fund Balance 06/30/2021	Ending Fund Balance 06/30/2022
1XTP46	Coastal Marine Lab - Roof Repl						(65,951)		25,951	40,000	-
1XTP48	Stoke - Space Impr in BIP Prog Spac						(32,476)		32,476	-	-
1XTP49	Kingsbury - Room Improvements W136						(23,969)		24,062	(93)	-
1XTP50	Campus Parking Lot Rep & Crack Seal						(34,472)		(15,266)	49,738	-
1XTP51	Thompson Hall - Slate Roof Repairs						(65,641)		98,000	-	32,359
1XTP52	Lamprey Pump House - Pump Repl				19,720		(59,756)		40,037	-	1
1XTP53	THall - Basement Window Repairs						(20,305)		21,000	-	695
1XTP54	18 Waterworks - 911 Keltron Server						(61,834)		61,834	-	-
1XTP55	H&W - HV Conductor & Svc Repl						(64,389)		64,389	-	-
1XTP56	Kendall - Rms 506 & 506A Impr						(59,246)		59,246	-	-
1XTP58	Johnson Theater Elevator Jack Repl						(75,302)		75,302	-	-
1XTP60	Demeritt - Mech Room 199 Leak Rep						(24,380)		26,000	-	1,620
1XTP61	Leawood Farm Barn - Roof Rep						(15,404)		15,404	-	-
1XTP62	Elliott Alumni - 1925 Rm Int Finis						(68,862)		75,000	-	6,138
1XTP63	Dimond - Booster Pump-Backflow Repl						(8,248)		8,248	-	-
1XTP65	Wildcat Stadium - Fence Rep						(14,636)		14,636	-	-
1XTP67	Morse - Rm 144-145 Research Lab Mod						(142,331)		142,331	-	-
1XTP68	FH - Indoor Pool Wall Investigation						(17,342)		17,378	-	36
1XTP69	Zais - Rms 109-207 Abat-Floor Repl						(24,509)		24,509	-	-
1XTP70	Keener Dairy Research - HVAC Upgr						(20,820)		20,820	-	-
1XTP71	Cole Hall - HVAC Upgrades						(191,897)		425,000	-	233,103
1XTP72	Olsen-NE Passage - Relocation Study						(38,900)		38,900	-	-
1XTP73	CHP - Economizer Repl						(307,000)		307,000	-	-
1XTP74	Lundholm Gym - Sound System Repl						(54,842)		54,842	-	-
1XTP75	Stoke - Ground Floor N. Stair Rep						(65,947)		78,500	-	12,553
1XTP76	Hetzel - Feasibility-Renovation									-	-
1XTP77	Demeritt - Faux Wood Ceiling Rep						(26,355)		26,355	-	-
1XTP78	Devine - Foundation Drainage Rep						(93,140)		98,140	-	5,000
1XTP79	Morse - Lab Humidity Control - NASA						(38,338)		38,338	-	-
1XTP80	Putnum Hall - Collections-Spaulding						(36,249)		36,249	-	-
1XTP81	Spaulding - Move Support and Coord						(136,305)		195,000	-	58,695
1XTP82	Huddleston Hall - Honors College				480,130		(480,130)			-	-
1XTP83	Morse Hall Elevator Improvements						(1,220)		15,000	-	13,780
1XTP84	MacFarlane Greenhouse -Lead Cleanup						(25,463)		40,000	-	14,537
1XTP85	Field House - West Parking Lot Repa								8,000	-	8,000
1XTP88	NH Hall - Window Repl & Ext Paint								75,000	-	75,000
1XTP91	Utility Distr - Therm Energy Tank								50,000	-	50,000
1XTQ18	Williamson - A-B-C Tower Roof Repl						(28,049)		500,000	-	471,951
1XTQ19	Stoke - Director Apt & Office Reno						(62,271)		131,000	-	68,729
1XTQ20	Christensen - Drain Replacement						(28,453)		28,453	-	-
1XTQ21	Williamson - Drainline Replacement						(28,453)		28,453	-	-
1XTQ35	Gables - Buildings A, B, C Roof Rep						(8,556)		9,557	-	1,001
1XTQ39	Rudman - Elevator Controller Repl						(49,250)		50,000	-	750
1XTQ40	Utility Plant - Solar Repl Core						(1,843,346)		2,000,000	-	156,654
1XTQ41	NH Hall-Concussion Lab Fit-Up						(5,925)		5,925	-	-
1XTQ42	PCAC-Rms 117BA,117BB Mold Abatement						(19,999)		59,000	-	39,001
1XTQ43	NH Hall - Flood Repairs						(1,739)		40,000	-	38,261
1XTQ50	Hetzel Hall Renovation						(2,235)			-	(2,235)
1XTQ62	Philbrook - Mechanical Room Mods						(99,976)		99,976	-	-
	TOTAL PLANT FUNDS	-	-	(3,326)	16,258,168	-	980,870	(57,040,923)	(11,236,559)	621,191,105	570,149,335
TOTAL UNIVERSITY OF NEW HAMPSHIRE - DURHAM		**$ 190,139,271**	**$ 190,186,187**	**$ 133,162,556**	**$ 144,567,723**	**$ (358,982,602)**	**$ (195,118,812)**	**$ (65,390,678)**	**$ 37,457,597**	**$ 884,269,191**	**$ 960,290,433**

[1] Grant Revenue includes Federal Pell Grants (when applicable) which is shown in nonoperating revenues/expenses on the summary statement of revenues, expenses, and changes in net position

UNIVERSITY OF NEW HAMPSHIRE AT MANCHESTER
DETAILED SCHEDULE OF REVENUES, EXPENSES, AND TRANSFERS
FOR THE YEAR ENDED JUNE 30, 2022

Fund	Fund Title	Net Student Tuition	Grant Revenue[1]	Auxiliary Revenue	Appropriations & Other Revenue	Employee Compensation	Supplies and Services	Other Expenses	Transfers In/(Out)	Beginning Fund Balance 06/30/2021	Ending Fund Balance 06/30/2022
	GENERAL OPERATING & OTHER RESTRICTED FUNDS										
1UM050	UNHM Education and General	$ 10,074,454	92,783		2,722,939	(10,909,006)	(4,518,294)	(229,288)	(566,827)	(27,441,998)	(30,775,237)
1UMADJ	UNHM Unrestricted Adjustments						26,310		(26,310)	-	-
1WM106	Other Postemployment Bnft (OPEB)					57,260				(1,183,469)	(1,126,209)
	TOTAL GENERAL OPERATING & OTHER UNRESTRICTED FUNDS	10,074,454	92,783	-	2,722,939	(10,851,746)	(4,491,984)	(229,288)	(593,137)	(28,625,467)	(31,901,446)
	INTERNALLY DESIGNATED										
1DM007	UNHM R&R Reserves									-	-
1DM008	UNHM Equipment Replacement								74,896	-	74,896
1DM3EE	UNHM Student Activities	91,238			1,534	(58,322)	(37,448)		1,090	66,633	64,725
1DM3FX	Alumni								(291)	291	-
1DM3MD	Dean's Discretionary Fund						(30)			697	667
1DM400	CoRE IWG FY21 Sabin					(10,191)				12,138	1,947
1DMADJ	UNHM Int Desig Adjustments						16,975		(16,975)	-	-
1DMBET	Engineering Technology Program						(29,897)			59,155	29,258
1DMBIC	BIC Incubator				274,327	(405)	(103,889)			45,006	215,039
1DMDEV	Developmental Education Fund									1,500	1,500
1DMDP1	PI Donald Plante								60	-	60
1DMDS1	PI Daniel Seichepine								748	3,468	4,216
1DMDSC	Discovery Dialog									-	-
1DMESP	Engagement STEM Partnerships									1,409	1,409
1DMETC	Emerging Technology Center									-	-
1DMFAC	Faculty Professional Development						(10,840)		20,000	-	9,160
1DMGEN	BUDGET ONLY Other ID UNHM									-	-
1DMGPO	UNHM Quasi Endowment Payout Fund				70,532		2,310			68,075	140,917
1DMINT	Sign Lang Club								(1,090)	1,090	-
1DMITR	IT Reserve									1,364	1,364
1DMJC1	PI John Cerullo								(1)	1	-
1DMJJ0	PI Jeremiah Johnson					(7,858)			27	7,860	29
1DMJK1	PI Jeffrey Klenotic								(401)	401	-
1DMJS1	PI John Sparrow								(61)	61	-
1DMKJ1	PI Karen Jin						(99)			7,740	7,641
1DMKJ2	PI Kristin Johnson						(1,045)		3,273	2,993	5,221
1DMKK1	PI Fund Kelly Kilcrease								(4,000)	4,000	-
1DMKM1	PI Kyle Maclea					(10,953)	(423)		4,968	21,070	14,662
1DMMDC	PI Fund - Michael Decelle								4,019	3,679	7,698
1DMMS1	PI Mihaela Sabin						(367)			6,123	5,756
1DMNM1	PI Nicholas Mian									720	720
1DMOUT	Outreach Scholarship Grants									683	683
1DMRM1	PI Robert Macieski									-	-
1DMSPR	PI Sarah Prescott						(760)			1,210	450
1DMSTE	STEM Evaluation									7,077	7,077
1DMSTP	UNHM Strategic Planning (Huron)									3,125	3,125
1DMVET	Veterans Reporting Fees				1,934		210			3,044	5,188
1DMWS0	Start Up Won Suh						(18,863)			25,000	6,137
	TOTAL INTERNALLY DESIGNATED	91,238	-	-	348,327	(87,729)	(184,166)	-	86,262	355,613	609,545
	AUXILIARY										
1AM005	UNHM Housing			185,481			(321,066)	(13,237)	127,390	21,432	-
	TOTAL AUXILIARY	-	-	185,481	-	-	(321,066)	(13,237)	127,390	21,432	-
	RESTRICTED GIFTS & ENDOWMENT INCOME										
1GM002	Friendship Fund				51					1,088	1,139
1GM004	Harry P. Makris Memorial Scholars	(507)			507					-	-
1GM006	UNHM Gifts	(993)			6,088				788	32,903	38,786
1GM008	Eaton Fdn End For Comms				2,028					5,863	7,891
1GM009	UNHM Smyth Inst Award									3,629	3,629
1GM010	Barnes & Noble Scholarship Fund	(4,750)			1,969				380	4,009	1,608

UNIVERSITY OF NEW HAMPSHIRE AT MANCHESTER
DETAILED SCHEDULE OF REVENUES, EXPENSES, AND TRANSFERS
FOR THE YEAR ENDED JUNE 30, 2022

Fund	Fund Title	Net Student Tuition	Grant Revenue[1]	Auxiliary Revenue	Appropriations & Other Revenue	Employee Compensation	Supplies and Services	Other Expenses	Transfers In/(Out)	Beginning Fund Balance 06/30/2021	Ending Fund Balance 06/30/2022
1GM011	UMNM Library Gift Account				1,000					9,699	10,699
1GM012	UNHM Library and Technical Fund									100	100
1GM013	UNHM Scholarship Fund				30					3,716	3,746
1GM015	Eng Tech				10,000		(3,037)			11,734	18,697
1GM016	STEM Gift Fund						(3,008)		2,739	45,485	45,216
1GM017	Syrian Lebanese Collection									4,479	4,479
1GM018	Sidore Lecture Series									4,930	4,930
1GM020	Sign Lang & Interpreting Gift Fund				95				50	10,720	10,865
1GM025	Richard Freed Student Enrichment Fu									5,915	5,915
1GM026	Study Away Scholarship Fund	(2,000)			149				110	8,464	6,723
1GM027	EXCELL Program Gift Fund						(728)			29,406	28,678
1GM028	Emerging Technology Center Fund									862	862
1GM029	Engineering Tech. Capstone Project						(3,270)			7,196	3,926
1GM131	Agnes M. Lindsay STEM Fellowship									3,503	3,503
1GM132	HP 1st Generation Term Scholarship									100	100
1GM133	James Diamantis Scolarship Fund	(2,100)			2,104					16	20
1GM134	UNH Manchester Student Activities						(200)			200	-
1GM136	Jaye Gibson Duffy Scholarship	(596)			2,386					-	1,790
1GM137	Millyard Scholars at UNH Manchester				26,000					2,000	28,000
1GM138	UNHM Food Insecurity Program				1,406		(3,106)		282	7,959	6,541
1GM139	UNHM ESOL Programs				903	(4,444)	(242)		265	15,082	11,564
1GM140	Highway Traffic Monitoring-AI Proj.						(1,362)			10,710	9,348
1GM141	DEKA - Millyard Scholards UNHM	(15,000)			50,000					50,000	85,000
1GM142	UNHM Books & Supplies Scholarship	(13,306)			7,240				655	15,474	10,063
1GMESP	Engagement STEM Partnerships									16,435	16,435
1GMGEN	BUDGET ONLY Other Gift UNHM									-	-
1GMWIT	Women in Information Technology						(389)			6,492	6,103
	TOTAL RESTRICTED GIFTS & ENDOWMENT INCOME	(39,252)	-	-	111,956	(4,444)	(15,342)	-	5,269	318,169	376,356
	SPONSORED RESEARCH & PROGRAMS										
147A95	Collaborative Research: IUSE:									-	-
14B989	Education & Workforce Develope		62,636			(46,249)	(16,386)			-	1
14NK49	Twitter discussions									-	-
14NL89	Novel Use of Isolation Chips		1,229				(1,229)			-	-
14UF04	Understanding the mechnisms of		3,303			(2,194)	(1,108)			-	1
14UF06	NH- INBRE Research Support and		29,684			2,194	(31,879)			-	(1)
14UF12	Using Artificial Intelligence									-	-
14ZADM	UNHM P1 Adjustments						25,000		(25,000)	-	-
15CB37	Cost Share Education & Workforce					(39,307)	(13,836)		53,272	149	278
	TOTAL SPONSORED RESEARCH & PROGRAMS	-	96,852	-	-	(85,556)	(39,438)	-	28,272	149	279
	ENDOWMENT & SIMILAR FUNDS										
1QM001	UNHM Scholarship Fund				(2,527)					23,422	20,895
1QM002	UNHM Quasi Endowment Fund				(230,433)					2,135,409	1,904,976
1TM001	Richard Eaton Foundation				(6,625)					61,395	54,770
1TM002	Harry P. Makris Memorial Scholars				(1,657)					15,356	13,699
1TM003	Mvc Scholarship				(168)					1,557	1,389
	TOTAL ENDOWMENT & SIMILAR FUNDS	-	-	-	(241,410)	-	-	-	-	2,237,139	1,995,729
	PLANT FUNDS										
1NM001	UNHM Net Invested in Plant							(521,371)		4,561,700	4,040,329
1NM002	UNHM Equipment				(440)			(238,069)	148,222	1,412,767	1,322,480
1NM003	UNHM Leases and SBITAs						1,470,677	(2,123,221)		(717,970)	(1,370,514)
1XM005	Comm Arts Equipment Reserve								(11)	10	(1)
1XM006	Library Equipment Reservet								(130)	129	(1)
1XM008	UNHM Computer Lab Equip Replac								(74,758)	74,757	(1)
1XMADJ	UNHM Unexpended Plant Adjustments						79,938		(79,939)	-	(1)
1XMBIC	UNHM Bio-Manufg Innovation Ctr						(337,252)		337,254	-	2

UNIVERSITY OF NEW HAMPSHIRE AT MANCHESTER
DETAILED SCHEDULE OF REVENUES, EXPENSES, AND TRANSFERS
FOR THE YEAR ENDED JUNE 30, 2022

Fund	Fund Title	Net Student Tuition	Grant Revenue[1]	Auxiliary Revenue	Appropriations & Other Revenue	Employee Compensation	Supplies and Services	Other Expenses	Transfers In/(Out)	Beginning Fund Balance 06/30/2021	Ending Fund Balance 06/30/2022
	TOTAL PLANT FUNDS	-	-	-	(440)	-	1,213,363	(2,882,661)	330,638	5,331,393	3,992,293
TOTAL UNIVERSITY OF NEW HAMPSHIRE AT MANCHESTER		**$ 10,126,440**	**189,635**	**185,481**	**2,941,372**	**(11,029,475)**	**(3,838,633)**	**(3,125,186)**	**(15,306)**	**(20,361,572)**	**(24,927,244)**

[1] Grant Revenue includes Federal Pell Grants (when applicable) which is shown in nonoperating revenues/expenses on the summary statement of revenues, expenses, and changes in net position

UNIVERSITY OF NEW HAMPSHIRE SCHOOL OF LAW
DETAILED SCHEDULE OF REVENUES, EXPENSES, AND TRANSFERS
FOR THE YEAR ENDED JUNE 30, 2022

Fund	Fund Title	Net Student Tuition	Grant Revenue[1]	Auxiliary Revenue	Appropriations & Other Revenue	Employee Compensation	Supplies and Services	Other Expenses	Transfers In/(Out)	Beginning Fund Balance 06/30/2021	Ending Fund Balance 06/30/2022
	GENERAL OPERATING & OTHER RESTRICTED FUNDS										
1UH000	UNH Law Educational & General	$ 12,022,856			105,246	(8,175,808)	(5,067,754)	(23,132)	911,428	(32,932,153)	(33,159,317)
1UHADJ	UNH Law Unrestricted Adjustments						19,659		(19,659)	-	-
	TOTAL GENERAL OPERATING & OTHER UNRESTRICTED FUNDS	12,022,856	-	-	105,246	(8,175,808)	(5,048,095)	(23,132)	891,769	(32,932,153)	(33,159,317)
	INTERNALLY DESIGNATED										
1DH101	UNHL Clinic Improvements						(1,899)			1,904	5
1DH103	UNHL DWS Programing								650	1,300	1,950
1DH310	UNHL Dean's Discretionary Fund						(11,975)		9,300	2,674	(1)
1DH311	Law Library Improvements								150,000	310,000	460,000
1DH321	UNHL Strategic Reserve Allotments									-	-
1DH410	Student Accommodation									5,000	5,000
1DH430	UNHL - Craig Fellowships									2,583	2,583
1DH450	International Recruitment-Law						(4,708)			11,338	6,630
1DH500	UNHL Operations Quasi Endow Payout				1,089,826				(1,089,826)	-	-
1DH530	UNHL Merch				11,568		(7,338)			130	4,360
1DH53A	Law IT Equipment Replacement						(62,803)		111,000	540,330	588,527
1DH53B	Law Audio-Video Equip Replacement						(52,644)		64,000	163,935	175,291
1DH53C	Law Furniture and Fixtures						(63,910)		50,000	260,732	246,822
1DH53D	UNHL R&R Reserves						(32,999)		531,195	-	498,196
1DH832	UNHL SBA	55,300			12,342		(49,992)			41,233	58,883
1DH921	UNHL Employee Benefits Pool Fund								(80,589)	80,589	-
1DHADJ	UNH Law IDES Adjustments						(2,476)		2,476	-	-
1DHPEI	President's Employee Morale Initiat								25,000	-	25,000
1DHWIP	WIPO-Franklin Pierce IP Summer Inst								(49,382)	49,382	-
	TOTAL INTERNALLY DESIGNATED	55,300	-	-	1,113,736	-	(290,744)	-	(276,176)	1,471,130	2,073,246
	AUXILIARY										
1AH301	UNHL Auxiliary Rental Operations			99,048			(90,447)	(23,368)		236,663	221,896
	TOTAL AUXILIARY	-	-	99,048	-	-	(90,447)	(23,368)	-	236,663	221,896
	RESTRICTED GIFTS & ENDOWMENT INCOME										
1GH101	Robert J. Dole Veteran Fellowship				1,426				54	12,542	14,022
1GH201	Daniel Webster Scholars Program				4,024		(92)		1,323	32,707	37,962
1GH202	F. Pierce Ctr for Intel Prop Gifts	(4,000)			126,222		(57,379)		2,793	110,842	178,478
1GH203	UNHL Library Operating Gift Fund				2,477	(655)	(3,299)		1,461	4,774	4,758
1GH204	Social Justice Institute Gift Fund									1,793	1,793
1GH206	UNH Law - Rudman Summer Fellows				73,987	(48,320)			5,494	21,219	52,380
1GH207	UNHL Loan Repay Assistance Fund				295					726	1,021
1GH208	UNH Law School Annual Fund				83,617	(118)	(5,139)		3,809	226,396	308,565
1GH209	UNHL Distinguished Alum Schol Fund									2,500	2,500
1GH20B	UNHL Financial Aid Gifts				751				304	9,530	10,585
1GH20D	UNHL Admissions Gifts						(53)			200	147
1GH212	Justice and Journalism Fund						(4,200)			19,066	14,866
1GH213	Sports & Entertainment Gift Fund				1,050				437	4,998	6,485
1GH411	UNHL General Schol Payout Fund	(3,000)			2,983					46	29
1GH412	Baer Family Patent Schol Payout Fd	(1,600)			1,636					-	36
1GH413	Stanley M. Brown Schol Payout Fund	(2,000)			2,013					-	13
1GH414	UNHL Fac & Staff Schol Payout Fund	(1,500)			1,367					174	41
1GH415	Bruce E. Friedman Schol Payout Fund	(4,300)			4,327					-	27
1GH416	Winnie McLaughlin Schol Payout Fund	(5,000)			5,007					-	7
1GH417	UNHL Sch for Minorities Payout Fund	(8,359)			8,359					-	-
1GH418	Robert J. O'Connell Sch Payout Fund	(3,300)			3,391					1	92
1GH419	Doris Monroe Rapee Sch Payout Fund	(1,600)			1,678					10	88
1GH422	Slutsky Family Schol Payout Fund	(1,650)			433					1,237	20

UNIVERSITY OF NEW HAMPSHIRE SCHOOL OF LAW
DETAILED SCHEDULE OF REVENUES, EXPENSES, AND TRANSFERS
FOR THE YEAR ENDED JUNE 30, 2022

Fund	Fund Title	Net Student Tuition	Grant Revenue[1]	Auxiliary Revenue	Appropriations & Other Revenue	Employee Compensation	Supplies and Services	Other Expenses	Transfers In/(Out)	Beginning Fund Balance 06/30/2021	Ending Fund Balance 06/30/2022
1GH423	Gordon & Nancy Smith Sch Payout Fd	(5,000)			3,423					5,171	3,594
1GH424	Douglas Wood Chairman Sch Payout Fd	(39,000)			39,142					-	142
1GH442	Elder Law&Patient Rights Fellowship				2,698	(295)				5,992	8,395
1GH443	Robert M. Viles Fellowshp Payout Fd	(40,000)			5,866					35,334	1,200
1GH461	Nedved Commence Award Payout Fund				2,446	(1,084)				-	1,362
1GH462	Yacos Prize Payout Fund				1,929		(1,000)			8,070	8,999
1GH475	Wayne B. Hersher Graduation Award				1,290		(1,290)			-	-
1GH481	Goulder Endowed Chair Payout Fund				49,430	(49,211)				2,194	2,413
1GH500	UNHL Operations Quasi Payout Fund				426,138		(107,300)	(293,044)	(125,000)	212,541	113,335
1GH511	Rudman Center Payout Fund	(10,000)			28,708	(5,118)	(11,184)		77	94,505	96,988
1GH520	UNHL Operations Endowment Payout				2,209				(7,448)	5,239	-
1GH522	Alison Curelop Series in Ethics				10,000	(9,441)	(411)			67,539	67,687
1GH523	Andy Brown '06 Scholarship Fund	(10,000)			250					20,000	10,250
1GH527	UNH Law Alumni Networking Events				10,088		(15,149)			10,000	4,939
1GH528	Minhas Alumni Engagement & Developm						(7,700)			69,185	61,485
1GH529	UNHLScholarship-Intern'tl Students				5,000					5,000	10,000
1GH531	Class of 2020 Book Fund	(500)			21				28	1,544	1,093
1GH532	UNHLaw-Student Emergency Assistance	(8,715)			705				5	26,265	18,260
1GH533	UNH LAW - Federalist SOCIETY				500					1,500	2,000
1GH534	Hologic and Merchant & Gould Schol	(5,000)			2,500					15,000	12,500
1GH535	UNH Law-Diversity Equity Inclusion				2,048		(9,091)		1,146	106,267	100,370
1GH537	Diversity Equity & Inclusion Schol	(14,266)			35,821				807	14,265	36,627
1GH539	Rudman Scholarship Fund				104				1	-	105
1GH541	Health Law and Policy Program Fund				3,391				142	-	3,533
1GH544	Hennessey Intl. Scholarship Fund				101				40,370	-	40,471
	TOTAL RESTRICTED GIFTS & ENDOWMENT INCOME	(168,790)	-	-	958,851	(114,242)	(223,287)	(293,044)	(74,197)	1,154,372	1,239,663
	SPONSORED RESEARCH & PROGRAMS										
14NE23	Peterson Grant	(82,000)	117,921			(35,921)				-	-
15P170	Program Income					(3,765)	(5,013)		2,769	39,252	33,243
	TOTAL SPONSORED RESEARCH & PROGRAMS	(82,000)	117,921	-	-	(39,686)	(5,013)	-	2,769	39,252	33,243
	LOAN FUNDS										
1LH071	LRAP-Alison Howland Curelop Hayward				23,103					-	23,103
1LH072	LRAP-Fleisher Family Endowment				987					-	987
1LH073	LRAP-Phillips Green Defender				3,856					-	3,856
1LH074	LRAP-Bill Phinney Endowment				11,211					34,062	45,273
1LH100	UNHL Insitutional Loan Funds				78		(1,029)			61,881	60,930
1LH401	UNHL Perkins Student Loan Fund				4,568		6,285		(11,916)	200,967	199,904
	TOTAL LOAN FUNDS	-	-	-	43,803	-	5,256	-	(11,916)	296,910	334,053
	PLANT FUNDS										
1NH001	UNHL Net Invested in Plant				(13,087)			(498,800)		8,233,264	7,721,377
1NH002	UNHL Equipment							(104,578)	15,825	578,920	490,167
1XH710	UNHL Unexpended Plant Funds								(531,195)	531,195	-
1XHADJ	UNH Law Unexpended Plant Adjustment						(1,357)		1,357	-	-
	TOTAL PLANT FUNDS	-	-	-	(13,087)	-	(1,357)	(603,378)	(514,013)	9,343,379	8,211,544
TOTAL UNIVERSITY OF NEW HAMPSHIRE SCHOOL OF LAW		**$ 11,827,366**	**117,921**	**99,048**	**2,208,549**	**(8,329,736)**	**(5,653,687)**	**(942,922)**	**18,236**	**(20,390,447)**	**(21,045,672)**

[1] Grant Revenue includes Federal Pell Grants (when applicable) which is shown in nonoperating revenues/expenses on the summary statement of revenues, expenses, and changes in net position

UNIVERSITY OF NEW HAMPSHIRE FOUNDATION
DETAILED SCHEDULE OF REVENUES, EXPENSES, AND TRANSFERS
FOR THE YEAR ENDED JUNE 30, 2022

Fund	Fund Title	Net Student Tuition	Grant Revenue[1]	Auxiliary Revenue	Appropriations & Other Revenue	Employee Compensation	Supplies and Services	Other Expenses	Transfers In/(Out)	Beginning Fund Balance 06/30/2021	Ending Fund Balance 06/30/2022
	INTERNALLY DESIGNATED										
4DG070	UNH Foundation/Fundraising				2,359,813	(8,446,039)	4,989,728	(595)	1,240,067	1,689,921	1,832,895
4DG170	UNHF Internally Designated				52,466		(71,754)		11,020	54,755	46,487
	TOTAL INTERNALLY DESIGNATED	-	-	-	2,412,279	(8,446,039)	4,917,974	(595)	1,251,087	1,744,676	1,879,382
	RESTRICTED GIFTS & ENDOWMENT INCOME										
4GFADJ	UNHF Restricted Gift Adjustments									295,000	295,000
4GG047	Temple Beth Scholarship	(1,600)			1,595					30	25
4GG050	UNHF Gifts Holding				185,453				(738,404)	678,678	125,727
4GG120	New Business Building Gift Challeng									25	25
4GG124	RGSCP Fund for St. Anselm College				97,290		(97,290)			-	-
4GG133	Hamilton Smith Renovation Fund				(15,500)					15,500	-
4GG134	Soccer & Lacrosse Facility Project				175				50	59,504	59,729
4GG135	603 Challenge Match Suspense Fund									7,980	7,980
4GG136	Football Locker Room Project				275				(1,342)	1,342	275
4GG137	PAUL College Development Fund					(150,244)				213,119	62,875
4GG138	SKIPlex Project									25,000	25,000
4GG139	UNH ECenter Development Fund				131,250	(110,696)				113,987	134,541
4GG142	Northeast Passage Development Fund				100,000	(83,424)				100,000	116,576
4GG143	Huddleston Hall Renovation Fund				7,105,437					-	7,105,437
4GG144	Women's Locker Room Renovation Fund				3,657					-	3,657
4GGFZZ	UNHF contributions to UNH				13,507,619				(13,507,619)	-	-
4GGPLG	UNHF Pledge & Allowance Fund				1,150,453					9,585,898	10,736,351
	TOTAL RESTRICTED GIFTS & ENDOWMENT INCOME	(1,600)	-	-	22,267,704	(344,364)	(97,290)	-	(14,247,315)	11,096,063	18,673,198
	ENDOWMENT & SIMILAR FUNDS										
4MG001	UNHF Life Income Pool									-	-
4MG004	Ahti E Autio Pooled Income Fn				(1,768)		(419)			11,785	9,598
4MG006	Frank W. Brown				(2,814)		(666)			18,754	15,274
4MG009	Barry Cohen				(19,061)		(5,222)			144,030	119,747
4MG014	Kv Dey Unitrust									-	-
4MG015	Dickie Family Unitrust									-	-
4MG026	Jean V. Korpela				119		(403)		(11,020)	11,347	43
4MG034	William Machell Annuity				(84)		(136)		(5,296)	5,516	-
4MG035	Donald O'brien				(16,177)		(3,827)			107,746	87,742
4MG038	Roger Putnam Pooled Income Fnd				(1,254)		(297)			8,359	6,808
4MG040	Herbert Stebbins				877		(2,135)		(58,264)	60,106	584
4MG043	Priscilla R. Turner				(3,472)		(822)			23,133	18,839
4MG044	Roger Wood Pooled Income Fund				(422)		(629)		(16,502)	17,725	172
4MG045	Zottu Annuity Paul/Sylvia									-	-
4MG048	Zottu Annuity Paul, Margaret									-	-
4MG049	David Ellis Gift Annuity									-	-
4MG052	Harry & Marian Bickford Gift Annuit									-	-
4MG053	Thomas & Susan Crowther Gift Annuit									-	-
4MG059	Norman & Sarah Sutherland PIF				(952)		(225)			6,341	5,164
4MG066	Theodore Vogel Gift Annuity Fund									-	-
4MG068	Dr. William Zimmerman Gift Annuity									-	-
4MG070	Howard & Barbara Ross Gift Annuity									-	-
4MG073	John O. Everson Gift Annuity Fund									-	-
4MG075	John W. Dodge Gift Annuity									-	-
4MG080	Peter & Cynthia Baute Gift Annuity									-	-
4MG083	Donald McLeod Gift Annuity									-	-
4MG084	Robert Ilgenfritz Gift Annuity									-	-
4MG085	Sarah & Samuel Paul Gift Annuity-I									-	-
4MG086	Sarah & Samuel Paul Gift Annuity-II									-	-

UNIVERSITY OF NEW HAMPSHIRE FOUNDATION
DETAILED SCHEDULE OF REVENUES, EXPENSES, AND TRANSFERS
FOR THE YEAR ENDED JUNE 30, 2022

Fund	Fund Title	Net Student Tuition	Grant Revenue[1]	Auxiliary Revenue	Appropriations & Other Revenue	Employee Compensation	Supplies and Services	Other Expenses	Transfers In/(Out)	Beginning Fund Balance 06/30/2021	Ending Fund Balance 06/30/2022
4MG087	Sarah & Samuel Paul Annuity-III									-	-
4MG088	James&Dorothy Yakovakis Gift Annui									-	-
4MG089	Susan Young Gaudiello Gift Annuity									-	-
4MG091	Douglas Blampied Gift Annuity									-	-
4MG095	Richard Aronson Gift Annuity									-	-
4MG097	John C DeWitt Pooled Income Fund				(930)			(220)		6,198	5,048
4MG098	Col Stanley L King Jr Gift Annuity									-	-
4MG099	Pauline Calderwood Gift Annuity									-	-
4MG100	Margo I Jones Gift Annuity									-	-
4MG102	Martha L Taylor Gift Annuity									-	-
4MG103	Howard & Beatrice Brown Gift Annuit									-	-
4MG104	Susan Y. Gaudiello Gift Annuity									-	-
4MG106	David Ellis Gift Annuity II									-	-
4MG107	Pauline Calderwood Gift Annuity II									-	-
4MG109	Peter Garry Gift Annuity									-	-
4MG111	Jeffrey Diefendorf Gift Annuity									-	-
4MG112	John & Leita Everson Gift Annuity									-	-
4MG113	Harry & Elinor Lott Gift Annuity									-	-
4MG114	Thomas & Hanna Chace Gift Annuity									-	-
4MG115	Jonathan Herndon Gift Annuity									-	-
4MG116	Carol Cristensen Gift Annuity									-	-
4MG118	Susan Gaudiello Gift Annuity III									-	-
4MG119	Timothy Knox Gift Annuity									-	-
4MG120	Charles Schwab Gift Annuity									-	-
4MG121	Edmund & Kathleen Bergeron Annuity									-	-
4MG122	Francis P. Garvan II Gift Annuity									-	-
4MG123	Sarah K. Hall Gift Annuity									-	-
4MG125	David & Marion Ellis Gift Annuity 3									-	-
4MG126	Frank & Susan Field Gift Annuity									-	-
4MG127	Jeffrey & Barbara Diefendorf Annuit									-	-
4MG128	Susan Gaudiello Gift Annuity IV									-	-
4MG130	David & Jerilyn Brownell Unitrust									-	-
4MG131	Kathryn Forbes Gift Annuity									-	-
4MG132	Carol Christensen Gift Annuity II									-	-
4MG133	Frank & Susan Field Gift Annuity II									-	-
4MG134	Edmund-Kathleen Bergeron Annuity 2									-	-
4MG135	Joe J. Paterno Unitrust									-	-
4MG136	James Van Fleet Gift Annuity									-	-
4MG137	Frank & Susan Field Annuity III									-	-
4MG138	John & Joan Rice Gift Annuity									-	-
4MG139	Susan Gaudiello Gift Annuity V									-	-
4MG141	George Wilson Gift Annuity									-	-
4MG142	Lundolm & Forkey CRUT									-	-
4MGGEN	BUDGET ONLY Life Inc & Ann UNHF									-	-
4QA001	UNH Parents Assoc Quasi Endow		(13,820)							105,463	91,643
4QA002	UNH Parents Assn UROP		(11,305)							86,269	74,964
4QA004	Hamel Scholars & Scholarships Prgrm		(3,431,628)							26,924,854	23,493,226
4QA005	Aulbani J. Beauregard Memorial Fund		(8,343)							63,665	55,322
4QA006	Centennial Fund		(3,457)							26,384	22,927
4QC001	The William L. Dunfey Endow		(93,684)							714,904	621,220
4QC002	John Hatch Fellowship Fund		(3,359)							25,636	22,277
4QC003	Jeanne Brandon Fund for Music		(26,191)							199,867	173,676
4QD001	Pedro de Alba Quasi Endowment Fund							51,678		-	51,678
4QE002	Paul Fund for Innovation		(1,725,845)							6,562,979	4,837,134
4QF001	Forts Up Syndrome Leadership		(70,077)					312		374,181	304,416

UNIVERSITY OF NEW HAMPSHIRE FOUNDATION
DETAILED SCHEDULE OF REVENUES, EXPENSES, AND TRANSFERS
FOR THE YEAR ENDED JUNE 30, 2022

Fund	Fund Title	Net Student Tuition	Grant Revenue[1]	Auxiliary Revenue	Appropriations & Other Revenue	Employee Compensation	Supplies and Services	Other Expenses	Transfers In/(Out)	Beginning Fund Balance 06/30/2021	Ending Fund Balance 06/30/2022
4QG002	J. S. Elliott Alumni Center				(26,977)					206,016	179,039
4QG003	Helen Thompson Heath Endowment				(13,468)					102,778	89,310
4QG004	Parent Assn Student Enrichment				(209,952)					1,602,143	1,392,191
4QG005	Honors Program				(18,998)					144,976	125,978
4QG006	UNH Foundation Unrestricted Quasi				(77,398)					590,623	513,225
4QG007	John H. Parsons Fund				(19,473)					148,597	129,124
4QG012	Genevieve Clark-Internat'l Studies				(96,504)					736,426	639,922
4QG013	UNH Alumni Association Programs				(16,924)					129,146	112,222
4QS001	Friends of UNH Hockey Endowmnt				(39,286)					299,790	260,504
4QU001	Muriel Weissman Scholarship Quasi				(92,628)					706,843	614,215
4QU002	Unr Bequest-Class of 1944 Scholarsh				(6,575)					50,174	43,599
4QU003	Edward J. Flynn Scholarship Fund				(13,296)					101,462	88,166
4QU004	Henry & Estelle Hunt Scholarship				(8,703)					66,416	57,713
4QU005	UNH Women's Scholarships				(655,124)					4,999,254	4,344,130
4QZ001	Milton Bloomfield Fund				(8,452)					64,495	56,043
4QZ002	Rutman Shoals Marine Lab Scholars				(51,066)					55,813	4,747
4TA001	Baker Fund for Graduate Fellowships				(17,579)					134,144	116,565
4TA002	Brownell Family Scholarship				(41,128)					313,846	272,718
4TA003	George Bergeron Scholarship				(96,505)					736,431	639,926
4TA004	Class of 1948 50th Endowment				(29,658)					226,320	196,662
4TA005	Class of 1960 Scholarship Fund				(20,541)				3,371	193,513	176,343
4TA006	Paul Caswell & Family Fund				(47,183)					360,102	312,919
4TA007	Class of 1950 Endowed Scholars				(94,610)				16,502	751,616	673,508
4TA008	Class of 1957 Cie Endowment				(7,583)				1,960	68,662	63,039
4TA009	Burns, Kathy H Scholarship Fnd				(119,500)					911,907	792,407
4TA010	University Community Scholars				(20,884)					159,369	138,485
4TA011	Class of 49 Reunion Endowment				(39,103)				58,264	298,394	317,555
4TA012	Gerald & Jane Ellsworth Fund				(27,100)					206,799	179,699
4TA013	Kyle Frey Endowed Scholarship				(18,747)					143,061	124,314
4TA014	Norman Gagnon Scholarship Fund				(9,585)					73,145	63,560
4TA015	Husch International Scholarshp				(26,219)					216,871	190,652
4TA016	Honors Program				(92,244)					703,913	611,669
4TA017	Chair in Humanities				(274,497)					2,094,690	1,820,193
4TA018	Austin/Winona Hubbard Scholar				(637,439)					4,864,303	4,226,864
4TA019	Hutchins Family Fund Endowment				(6,902)					52,669	45,767
4TA020	Beverly Hoover Schlrship Fund				(18,899)					145,565	126,666
4TA021	Elizabeth Lunt Knowles Fund				(33,602)					256,415	222,813
4TA022	Marvin A Levins 54 Schlrshp				(15,283)					120,536	105,253
4TA023	Ingeborg Lock Endowed Scholars				(23,286)					177,697	154,411
4TA024	Robert & Bertha Laplante Schol				(6,853)					52,299	45,446
4TA025	Edmund G. Miller Endowed Fund				(8,310)					63,410	55,100
4TA026	Ruth Taber Morrell Scholarship				(56,793)					433,385	376,592
4TA027	Edmund Miller Scholarship Fund				(20,539)					156,736	136,197
4TA028	Samuels Fund for Diversity				(5,523)					43,006	37,483
4TA029	Next Horizon Scholarship Fund				(22,282)					187,493	165,211
4TA030	Next Horizon Faculty Support				(9,935)					75,817	65,882
4TA031	Next Horizon Learning Tools				(8,503)					64,886	56,383
4TA032	Next Horizon Academic Programs				(10,924)					83,387	72,463
4TA033	Dorothy P Oneil Endowed Fund				(7,013)					53,517	46,504
4TA034	Peterson Carsey Endow Scholar				(23,702)					180,867	157,165
4TA035	Ralph & Aline Parker Endowment				(3,289)					25,097	21,808
4TA036	Rogers Family Undergr Resrch				(45,567)					347,725	302,158
4TA037	1929 Lewis Stark Scholarship				(4,044)					30,863	26,819
4TA038	The Temple Beth Israel Scholar				(17,459)					133,232	115,773
4TA039	Tyco Fellowship/Ocean Mapping				(190,169)					1,451,180	1,261,011

UNIVERSITY OF NEW HAMPSHIRE FOUNDATION
DETAILED SCHEDULE OF REVENUES, EXPENSES, AND TRANSFERS
FOR THE YEAR ENDED JUNE 30, 2022

Fund	Fund Title	Net Student Tuition	Grant Revenue[1]	Auxiliary Revenue	Appropriations & Other Revenue	Employee Compensation	Supplies and Services	Other Expenses	Transfers In/(Out)	Beginning Fund Balance 06/30/2021	Ending Fund Balance 06/30/2022
4TA040	Tyco Scholars Fund				(411,239)					3,138,169	2,726,930
4TA041	Ruth Woodruff Scholarship Fund				(7,434)					56,732	49,298
4TA042	Donald James Wilcox Fund				(7,381)					56,321	48,940
4TA043	Yale-Maria Endowed Fund				(6,176)					47,127	40,951
4TA044	Endow for Internatl Studies				(19,524)					148,991	129,467
4TA045	Beaupre Entrepreneurial Schol				(29,173)					222,620	193,447
4TA046	Michael Berry Scholarship Fund				(14,480)					110,496	96,016
4TA047	Glenice Dearborn Scholarship F				(138,562)					1,057,371	918,809
4TA048	Gullotti Mba Scholarship Fund				(6,181)					101,303	95,122
4TA049	Karen Harrower Earth Sci. Research				(8,319)					63,485	55,166
4TA051	Robert & Linda Spear Schlrship				(16,795)					128,407	111,612
4TA052	William Sanderson Jr Scholrshp				(5,096)					38,890	33,794
4TA053	Tracy Family Scholarship Fund				(5,304)					40,472	35,168
4TA054	Joseph Zock Liberal Arts Schol				(16,774)					128,003	111,229
4TA055	David Long Memorial Scholarshp				(17,428)					153,335	135,907
4TA056	1952 Internat'l Research Fund				(32,622)					248,939	216,317
4TA057	Galanes Endowed Scholarship				(14,988)					114,772	99,784
4TA060	Nassikas Schol. in Mem. of Christn				(20,884)					159,365	138,481
4TA061	Terragni Family Scholarship Fund				(10,672)					81,918	71,246
4TA062	Carsey Instit/Families&Communities				(1,275,479)					9,733,186	8,457,707
4TA063	Rand Undergraduate Research Fund				(8,645)					66,126	57,481
4TA064	David and Marion Ellis Fund				(4,785)					37,839	33,054
4TA065	Robert G. LeBlanc Memorial Fund				(7,548)					57,596	50,048
4TA066	Leitzel Center for Math, Sci & Eng.				(404,032)				370	3,091,677	2,688,015
4TA067	Hanson Endowed Scholarship Fund				(365,376)					2,788,184	2,422,808
4TA069	Heath 'Grumblenot' Scholarship Fund				(5,716)					43,620	37,904
4TA070	Hills Memorial Science Scholarship				(82,868)					632,364	549,496
4TA071	Jackson Endowed Scholarship Fund				(34,941)					266,637	231,696
4TA072	Beyersdorf Fund for Internat'l Rsrc				(19,355)					147,701	128,346
4TA073	Classes of 84,85,86 Leadership Sch				(10,160)				23,122	135,910	148,872
4TA074	Ann W Hart Schol-Internat'l Study				(5,908)					45,087	39,179
4TA075	Danielle M Thompson Memorial Fund				(5,109)					38,987	33,878
4TA076	Atkinson-Woodbury Family Scholarshi				(8,730)					74,890	66,160
4TA077	Shulman Prof - European & Holocaust				(17,780)					135,682	117,902
4TA078	Class of 1959 Fund for Excellence				(43,906)					342,679	298,773
4TA079	Holly Peterson Breeden '73 Scholars				(4,972)					37,944	32,972
4TA082	Woodward Internship Opportunity				(4,965)					37,886	32,921
4TA083	Gerald & Dorothy Smith ROTC Schol				(9,693)				124	74,052	64,483
4TA084	Patricia M Flowers '45 Scholarship				(68,302)					521,210	452,908
4TA085	Fish '58 Student Opportunities Scho				(9,143)					69,771	60,628
4TA086	Cole Neurosci -Behavior Fac. Resrch				(35,977)					509,072	473,095
4TA087	Class of 1962 Student Enrichment				(12,924)				458	154,319	141,853
4TA088	The Thomas W. Haas Professorship				(204,683)					1,600,009	1,395,326
4TA089	Bill & Becky McGee Scholarship				(40,727)					310,789	270,062
4TA090	Kevin Knarr '91 Scholarship Fund				(7,764)					59,246	51,482
4TA091	George Walker Jaffurs Scholarship				(11,581)					87,417	75,836
4TA092	The Laurhammer Family Scholarship				(88,796)					677,601	588,805
4TA093	Carsey School for Public Policy				1,842					4,926,723	4,928,565
4TA095	Edward & Heather Dane Scholarship				(18,299)					143,047	124,748
4TA096	Brig Gen Bouchard '77 Scholarship				59,685					134,407	194,092
4TA097	The Mel Rines '47 Fellowship Fund				(15,895)					121,295	105,400
4TA099	Class of 1966 Scholarship Fund				(5,317)				2,886	87,579	85,148
4TA100	Wiatrowski-Madsen-Internat'l Serv.				(7,132)					54,423	47,291
4TA101	Class of 1967 Internship Fund				(5,558)				100	83,205	77,747
4TA102	Nordblom Family Fund				(15,087)					115,131	100,044

UNIVERSITY OF NEW HAMPSHIRE FOUNDATION
DETAILED SCHEDULE OF REVENUES, EXPENSES, AND TRANSFERS
FOR THE YEAR ENDED JUNE 30, 2022

Fund	Fund Title	Net Student Tuition	Grant Revenue[1]	Auxiliary Revenue	Appropriations & Other Revenue	Employee Compensation	Supplies and Services	Other Expenses	Transfers In/(Out)	Beginning Fund Balance 06/30/2021	Ending Fund Balance 06/30/2022
4TA103	Maj. Murray Smith '55 USAF Schlrshp				2,784					45,908	48,692
4TA104	Victor Benassi Fund				12,872					35,935	48,807
4TA105	Balomenos Fund-Undergrad. Research				(13,817)					105,376	91,559
4TA107	Nathan Thatcher Ulrich Scholarship				(56,724)					432,861	376,137
4TA109	Student Emergency Assistance Endo				13,559				695	85,922	100,176
4TA110	Colonel & General Legere Scholarshp				31,427					105,543	136,970
4TA111	Colonel John Haseltine Scholarship				38,374					6,330	44,704
4TA112	Norman International Research Fund				44,340					-	44,340
4TA113	1st Lt. Scott F. Milley Scholarship				132,056					-	132,056
4TA114	Harry J. Richards Scholarship Fund								42,662	-	42,662
4TB001	Clark-Donnelley Endowment Fund				(7,467)					56,981	49,514
4TB002	Callahan Family Scholarship				(14,990)					114,386	99,396
4TB003	Foster Class '44 Scholarship				(22,613)					172,557	149,944
4TB004	Frizzell Scholarship, Tj & Mm				(19,792)					151,031	131,239
4TB005	Grange-Webster Scholarship				(16,635)					126,941	110,306
4TB006	J. Raymond Hepler Endowed Fund				(33,923)					276,482	242,559
4TB007	Sustainable Living Fund				(2,441,596)					19,085,994	16,644,398
4TB008	Hubbard Bros Chair in Biology				(892,941)					6,814,040	5,921,099
4TB009	Oliver Hubbard Biology Endow				(470,784)					3,592,558	3,121,774
4TB010	Edward F. Landry Memorial				(2,576)					19,658	17,082
4TB011	Herbert C. "dinty" Moore Fund				(4,663)					35,583	30,920
4TB012	Avery & Erma Rich Memorial Scholshp				(7,268)				300	62,600	55,632
4TB013	Lou & Lutza Smith Endowed Fund				(86,652)					661,238	574,586
4TB014	Herbert Soule Scholarship Fund				(3,900)					29,764	25,864
4TB015	Jack and Pat Weeks Fund				(52,463)					400,344	347,881
4TB017	Zsigray Academic Enrichment				(22,746)				26	190,195	167,475
4TB018	Keener Family Scholarship				(5,350)					41,154	35,804
4TB019	Fair Winds Farm Equine Schol				(7,789)					59,440	51,651
4TB020	Paine Fund for Freshwater Research				(20,239)					154,447	134,208
4TB021	College Woods Scholarship Fund				(8,334)					63,599	55,265
4TB022	Marietta & Jane Carr Endowed Fund				(23,637)					180,372	156,735
4TB023	Edith & Allen Neff Forestry Schlrsh				(5,378)				30	42,084	36,736
4TB024	Dickie Family Endowed Scholarship				(105,192)					970,595	865,403
4TB025	Thompson Forestry Scholarship				(5,195)					40,650	35,455
4TB026	Carberry '82 fund for Biological Sc				(12,584)					96,032	83,448
4TB027	George Frick Fellow for Resource Ec				(956)				10	74,492	73,546
4TB028	Charles E. Warren Memorial Fund				(4,932)					37,633	32,701
4TB029	Perkins '26 Memorial Livestock Educ				(5,658)					43,175	37,517
4TB030	Huntington Family Scholarship Fund				(47,107)					376,162	329,055
4TB031	Lawrence K Smith Natural Res Schol				(4,619)					35,250	30,631
4TB032	Gladys Brooks Scholarship Fund				(41,982)					320,363	278,381
4TB033	Shirley & Bob Lake Endowed Schol.				(9,307)					71,024	61,717
4TB034	Charles F. Marble Scholarship Fund				(194,429)					1,483,686	1,289,257
4TB035	The Bean Endowed Fund				(7,329)					62,753	55,424
4TB036	Anna Catherine Clark Schol - TSAS				(3,952)					30,157	26,205
4TB037	Fred Schmidt '52 Scholarship Fund				(14,818)					113,075	98,257
4TB039	Nobel K. Peterson Scholarship Fund				(43,797)					334,218	290,421
4TB040	St. Martin '82 Career Exploration				(83,552)					637,585	554,033
4TB041	NE Farm & Garden Scholarship				(17,816)					135,952	118,136
4TB042	John E Bachelder Family Scholarship				(50,689)					386,806	336,117
4TB043	Stewart Family Scholarship - COLSA				(6,868)				15	59,546	52,693
4TB045	Lewis Schol- Sustainability Studies				(21,720)					183,158	161,438
4TB047	Merrill 74 UNH Woodlands Stewardshp				(8,470)					64,638	56,168
4TB048	Andrea Bowen Fellowship in Forestry				816					710	1,526
4TB148	Richard & Eliza Stark Scholarship				(69,248)					528,434	459,186

UNIVERSITY OF NEW HAMPSHIRE FOUNDATION
DETAILED SCHEDULE OF REVENUES, EXPENSES, AND TRANSFERS
FOR THE YEAR ENDED JUNE 30, 2022

Fund	Fund Title	Net Student Tuition	Grant Revenue[1]	Auxiliary Revenue	Appropriations & Other Revenue	Employee Compensation	Supplies and Services	Other Expenses	Transfers In/(Out)	Beginning Fund Balance 06/30/2021	Ending Fund Balance 06/30/2022
4TB149	Teaching & Research Scholars Award				(3,318)				87	74,365	71,134
4TB150	Robert Richards '75 Scholarship				(6,953)					53,053	46,100
4TB151	Glenn Coppelman '76G Graduate Scho				(2,124)				500	54,045	52,421
4TB152	Christina Carr PhD Grad. Fellowshp				88,037					-	88,037
4TB157	Nanda Award for Innovation				206,435					-	206,435
4TB158	Ruth and Fred G. VanGorder Family F								55,000	-	55,000
4TC001	Edmund Miller Art Collection				(55,807)					425,865	370,058
4TC002	COLSA New Idea Endowment				(977)					7,458	6,481
4TC003	Jessie Potter Beck Fund				(12,643)					96,477	83,834
4TC005	Class of 58 Endowed Music Fnd				(14,211)					109,203	94,992
4TC006	John C Rouman Classical Lectur				(2,398)					274,230	271,832
4TC007	Miriam Carlson Memorial Fund				(1,879)					14,339	12,460
4TC008	Dey Family Fund				(24,845)					216,089	191,244
4TC009	Zelma Dorson Endow Fund				(111,583)					851,491	739,908
4TC010	Tommy Gallant Scholarship Fund				(18,842)					157,026	138,184
4TC011	Ole E. Haaland Endowment Fund				(2,990)					22,814	19,824
4TC012	John T Holden Memorial Fund				(16,142)					123,176	107,034
4TC013	Coe-Hall Deans Scholarship				(9,868)					75,301	65,433
4TC014	Roland and Charlotte Kimball				(8,772)					66,935	58,163
4TC015	Leland Fund for Performing Art				(11,583)					88,393	76,810
4TC016	Lubow Memorial Scholarship				(2,106)					16,068	13,962
4TC017	Edmund G. Miller Fund Dept Eng				(36,882)					281,449	244,567
4TC018	Arthur J Mirable Scholarship				(5,229)					39,900	34,671
4TC019	Peterson Carsey Theater Endow				(30,505)					232,782	202,277
4TC020	Timothy Rogers Scholarship				(12,231)					131,231	119,000
4TC021	John Rouman Scholarship Fund				(3,847)					49,207	45,360
4TC022	Raitt-Wilson Music Scholarship				(14,777)					114,106	99,329
4TC023	Terry-Seiler-Verrette Fund				(261,912)				24	1,999,382	1,737,494
4TC024	Mary H Blum End Lecture Series				(8,702)					66,406	57,704
4TC025	Cleveland Howard Choral Music				(4,045)				30	33,298	29,283
4TC026	Killam Humanities Scholarship				(9,516)					84,342	74,826
4TC027	Rines Art Exhibition Fund				(9,906)					75,596	65,690
4TC028	Endowed Fund for Holocaust Educatio				(27,779)					299,512	271,733
4TC029	Endowed Fund for Holocaust				(4,480)					40,920	36,440
4TC030	Center for New England Culture Endo				(7,521)					57,394	49,873
4TC031	Michael Kelly Journalism Scholarshi				(6,776)					55,412	48,636
4TC032	Gilbert B Davenport Theatre Schol				(5,033)					40,084	35,051
4TC033	Donald Murray Visiting Journalist P				(13,315)				150	101,521	88,356
4TC034	Sargent Endowed History Scholarship				(14,185)					108,249	94,064
4TC035	Michael DePorte Eng Dept Book Fund				(4,673)					35,659	30,986
4TC036	Michael DePorte Memorial Schol				(4,770)					36,397	31,627
4TC037	Dawkins Prize in Creative Writing				(6,298)					48,061	41,763
4TC038	Hoffenberg End. Fund - Liberal Arts				(10,656)					135,198	124,542
4TC039	Rebecca Jane Lang '04 Memorial Fund				(6,229)					49,768	43,539
4TC040	John C. Edwards Theatre Scholarship				(10,760)					84,921	74,161
4TC041	Patricia F. Woodbury Memorial Fund				(4,650)					35,482	30,832
4TC042	William & Laura Hooper Endowed Fund				(11,669)					89,043	77,374
4TC043	Steelman History Fellowship Fund				(20,898)					159,469	138,571
4TC045	Natalie S Jacobson Journalism Schol				(5,754)					43,909	38,155
4TC046	Dr Samuel Hughes '68 Scholarship				(65,417)					499,199	433,782
4TC047	Carney Resrch-Literacy & Childr Lit				(12,886)					105,140	92,254
4TC049	Frederick Hyde Hibberd '88 Scholrsh				(20,935)					159,752	138,817
4TC050	Capt Benjamin Keating Memorial Fnd				(6,388)					49,744	43,356
4TC051	Music Initiatives Fund				(5,251)					40,070	34,819
4TC052	Daniel Heartz '50 Endowed Fund				(11,645)					88,865	77,220

UNIVERSITY OF NEW HAMPSHIRE FOUNDATION
DETAILED SCHEDULE OF REVENUES, EXPENSES, AND TRANSFERS
FOR THE YEAR ENDED JUNE 30, 2022

Fund	Fund Title	Net Student Tuition	Grant Revenue[1]	Auxiliary Revenue	Appropriations & Other Revenue	Employee Compensation	Supplies and Services	Other Expenses	Transfers In/(Out)	Beginning Fund Balance 06/30/2021	Ending Fund Balance 06/30/2022
4TC053	Mary Petrella '57 Schol-English Lit				(9,422)					71,900	62,478
4TC054	Ursula Daley '93 Women's Studies Sc				(7,259)					55,763	48,504
4TC055	Don Murray Memorial Scholarship				(6,876)					53,132	46,256
4TC056	Richard & Miriam Cook Family Schol.				(7,530)					70,902	63,372
4TC059	Balderacchi Study of Art in Italy				(17,906)					136,642	118,736
4TC061	Peters Professorship in Education				(123,913)					945,582	821,669
4TC062	McLean Fund - Journalism Excellence				(33,907)					258,745	224,838
4TC064	RGSCP Fund				(872,556)					6,820,780	5,948,224
4TC069	Daniel Valenza Art Scholarship Fund				(8,063)					61,530	53,467
4TC070	Koch Family Schol. - Humanities				(19,617)					149,701	130,084
4TC072	Davis '64 Fund for Science History				(8,421)					64,259	55,838
4TC073	Patricia G. Power MFA in Writing				20,888					177,360	198,248
4TC074	Nguyen '63 History Fellowship Fund				(2,234)					84,196	81,962
4TC075	Barbara Anne White Scholarship				3,480					75,900	79,380
4TC079	Chesley Family Fund				(17,644)					134,639	116,995
4TC081	Arlene Kies Enrichment for Piano				(13,796)					108,769	94,973
4TC082	Jack and Louise Harris Fund				(5,564)					61,578	56,014
4TC083	B. Thomas Trout Scholars				(7,929)					60,509	52,580
4TC085	Newkirk Family Fund				(8,941)					68,227	59,286
4TC086	McCabe Family Scholarship				18,670					235,252	253,922
4TC087	Duane & Joan Whittier Music Fund				(124,425)					4,910,882	4,786,457
4TC089	Rutman Distinguished Lecture Series				(70,025)					534,363	464,338
4TC091	Perkins Family Memorial Scholarship				(31,840)					242,975	211,135
4TC092	Tappe Fund - Experiential Education				3,182					47,480	50,662
4TC093	Carl Dawson Graduate Essay Prize				8,626					68,537	77,163
4TC094	Peter S. Fernald Scholarship				11,782					89,601	101,383
4TC099	Rousseau Scholarship for Education				173,070					-	173,070
4TC101	Norman Study Abroad Fund-COLA				44,340					-	44,340
4TC102	Tahboub (Lucca) '00 Memorial Schol				(8,056)				63,955	-	55,899
4TC103	Teta E. Moehs Graduate History Fund				26,760					-	26,760
4TC104	Cohn Fund-Grad Stdnts in Psychology									-	-
4TC106	Clark Dissertation Fellowship				169,401					-	169,401
4TD002	Clarence & Helen Grant Schol				(23,472)					188,593	165,121
4TD003	Robert E. Houston Jr. Fund				(6,650)					50,743	44,093
4TD004	George Taft Memorial Fund				(5,020)					38,311	33,291
4TD005	Alexander & Allison Amell Mem				(10,863)					83,664	72,801
4TD006	Michael + Bea Dalton Scholar				(14,106)					175,394	161,288
4TD007	Dr A.f. Daggett Endowed Fund				(17,148)					132,533	115,385
4TD008	George F. & Lina C. Fisher				(168,615)					1,286,700	1,118,085
4TD009	Getchell, Edward + Alice Schol				(3,077)					23,484	20,407
4TD010	Fred Gertrude Howell Student				(26,457)					201,890	175,433
4TD011	Dr. Gloria & Dr. Robert Lyle				(54,697)					417,396	362,699
4TD012	James Leitzel Scholarship Fund				(5,380)					41,055	35,675
4TD013	Ming/Chen Student Support				(8,627)					73,840	65,213
4TD014	National Prime Users End Schol				(5,640)					43,040	37,400
4TD015	John Smith 50 Scholarship Fund				(93,028)					709,895	616,867
4TD016	Woodward Endowment (CEPS)				(51,916)					396,169	344,253
4TD017	Zocchi, John Endowment				(35,615)					271,781	236,166
4TD018	Richard St Onge Mem Schol Fund				(20,541)					156,747	136,206
4TD019	Levine/Benson Technology Schol				(25,684)					195,998	170,314
4TD020	Morrison Chemistry Dissertation End				(7,402)					56,488	49,086
4TD021	Endowed Fund for Mech Engineering				(12,963)					98,920	85,957
4TD022	Craig West Undergraduate Prof. Dev.				(7,296)					55,677	48,381
4TD023	Ogden & Katherine Martyn Endwomnt				(6,785)					51,780	44,995
4TD024	Weston - SAME Endowed Scholarship				(4,612)					35,196	30,584

UNIVERSITY OF NEW HAMPSHIRE FOUNDATION
DETAILED SCHEDULE OF REVENUES, EXPENSES, AND TRANSFERS
FOR THE YEAR ENDED JUNE 30, 2022

Fund	Fund Title	Net Student Tuition	Grant Revenue[1]	Auxiliary Revenue	Appropriations & Other Revenue	Employee Compensation	Supplies and Services	Other Expenses	Transfers In/(Out)	Beginning Fund Balance 06/30/2021	Ending Fund Balance 06/30/2022
4TD025	Norman Grover '35 End. Scholarship				(14,014)					106,942	92,928
4TD026	Whelen Engineering Co. Scholarship				(436,668)					3,332,219	2,895,551
4TD027	Theodore E Meinelt Sr Scholarship				(11,984)					137,751	125,767
4TD028	Phillips Family Fund for Engineerin				(17,217)					166,886	149,669
4TD029	Philip L Hall Endowed Fund				(5,683)					43,367	37,684
4TD030	Chemistry Undergrad Research Fellow				(12,910)					98,518	85,608
4TD031	LaMattina Family Graduate Lecturesh				(11,541)					88,069	76,528
4TD032	Hamel Construction Group Scholarshi				(58,780)					448,549	389,769
4TD034	Michael S. Blanchette				(2,570)					19,612	17,042
4TD035	Karen Von Damm Memorial Scholarship				(20,198)					154,144	133,946
4TD036	CEPS Student Project Fund				(14,149)					107,969	93,820
4TD037	M Evans Munroe Lecture Endow/Math				(5,220)					39,837	34,617
4TD038	Dorothy Kittredge Memorial Fund				(4,059)					30,973	26,914
4TD039	James D Morrison Early Career Award				(113,284)					864,473	751,189
4TD040	Mary Papastavros '60 Chem Fund				(4,972)					37,944	32,972
4TD041	Cole '76 & Bemis '79 '89 Scholarshp				(33,739)					257,461	223,722
4TD042	Gregory Jansen '81 Field Studies Fn				(7,227)					55,152	47,925
4TD043	K.Von Damm Student Research Oppor.				(19,139)					146,049	126,910
4TD044	Charles M:son Gewertz Scholarship				(41,270)					361,974	320,704
4TD045	Karen Von Damm Faculty Excellence				(17,516)					133,662	116,146
4TD046	Dr. George Wildman '57 Scholarship				(17,624)					260,580	242,956
4TD047	Peter & Paula Vosotas Family Schol				(31,458)					240,054	208,596
4TD048	Prof. James M.E. Harper Fellowship				(42,299)					338,060	295,761
4TD049	Joe & Nancy Paterno Endowed Schol.				(27,852)					212,542	184,690
4TD050	J Smith '50 CEPS Student Project Fu				(44,242)					337,608	293,366
4TD051	Lambert Chemistry Fellowship Fund				(16,302)					124,398	108,096
4TD052	Dinesh Thakur Schol-Bioengineering				(15,808)					120,629	104,821
4TD053	Christopher Kelley Memorial Schol.				(8,480)					64,712	56,232
4TD054	Diamond Casting & Machine Scholsh				(52,511)					400,714	348,203
4TD055	Anderson '56 Chemical Eng. Schol.				(8,065)					61,544	53,479
4TD057	Pushpa Desai Patel Memorial Fund				(8,905)					67,951	59,046
4TD058	Lambert-Edwards Chemistry Fellowshp				(18,691)					142,629	123,938
4TD059	Geokon Civil Engineering Scholarshp				(8,123)					61,986	53,863
4TD060	Dane '77 Scholarship Fund								(5,521)	5,521	-
4TD061	Skliutas Family Endowment				13,444					142,611	156,055
4TD062	Prof. N. Chasteen Graduate Fellows				(18,758)				200	168,219	149,661
4TD063	Gary R. Weisman Scholarship				(8,490)					64,784	56,294
4TD064	Hubbell Foundation Engineering Scho				7,242					264,097	271,339
4TD066	Twaddle Meritorious Scholarship				(51,582)					396,045	344,463
4TD067	Kingsbury Sisters Scholarship				1,008					71,644	72,652
4TD068	Rudi Seitz Scholarship				(8,875)					67,723	58,848
4TD069	Bothner Earth Sciences Field Trips				(7,816)				126	97,654	89,964
4TD070	Lange & Rainville Math Scholarship				(6,982)					58,744	51,762
4TD073	Lamattina Organic Chemistry Fellow				32,220					98,119	130,339
4TD074	Norbert Valverde 98 PhD Scholarship				(4,537)					50,004	45,467
4TD075	Newton Civil & Environ Eng Schol				17,963					-	17,963
4TD076	Davis Scholarship Fund				44,560					-	44,560
4TD077	Robert R. Bussiere 59 Scholarship				43,967					-	43,967
4TD080	Kinner Environmental Engineering Fd				2,990				11,629	-	14,619
4TE001	Hamel Center for Undergraduate Rese				(1,397,824)					10,824,711	9,426,887
4TE002	Reginald Atkins Chair				(455,788)					3,478,117	3,022,329
4TE003	Mckerley Chair Health Economic				(299,326)					2,284,158	1,984,832
4TE004	Mel Rines Student Angel Investment				(28,805)					219,808	191,003
4TE005	Gardner Wales Scholarship Fund				(1,873)					14,296	12,423
4TE006	Nelson Fund for Business Innovation				(15,338)					117,044	101,706

UNIVERSITY OF NEW HAMPSHIRE FOUNDATION
DETAILED SCHEDULE OF REVENUES, EXPENSES, AND TRANSFERS
FOR THE YEAR ENDED JUNE 30, 2022

Fund	Fund Title	Net Student Tuition	Grant Revenue[1]	Auxiliary Revenue	Appropriations & Other Revenue	Employee Compensation	Supplies and Services	Other Expenses	Transfers In/(Out)	Beginning Fund Balance 06/30/2021	Ending Fund Balance 06/30/2022
4TE007	Jeffrey Castro Memorial				(1,974)					15,064	13,090
4TE008	Mary Gillespie Graduate Scholarship				(9,810)					74,860	65,050
4TE009	UNH Hospitality Mgmnt Student Dev				(20,825)				236	162,118	141,529
4TE010	Dwayne Wrightsman Prof. / Finance				(48,744)					371,962	323,218
4TE011	UNH Hospitality Mgmnt Faculty Dev.				(14,408)					112,168	97,760
4TE012	UNH Hosp Mgmt Int Stud Diversity				(16,428)					125,365	108,937
4TE013	UNH Hospitality InitiativesFund				(13,842)					115,820	101,978
4TE014	Albin Entrepreneurship Fund				(142,915)					1,090,584	947,669
4TE015	Jude Blake '77 Schol-Business Admin				(12,935)					98,705	85,770
4TE016	Nassikas Fund for Hospitality Educ				(4,496)					34,307	29,811
4TE017	Rhoda Hogan Endowed Scholarship Fun				(39,188)					299,044	259,856
4TE018	J Bonnie Newman Endowed Scholarship				(6,846)					52,239	45,393
4TE019	Lai Family Foundation Scholarship				(7,393)					56,417	49,024
4TE020	Joseph '79 & Marcia H Carter Schol				(4,707)					35,916	31,209
4TE021	Scott Dionne Grad Fellowship/Acctng				(5,870)					44,792	38,922
4TE022	Carlton L. Reed Scholarship Fund				(7,468)					56,987	49,519
4TE023	James E. Freeman Scholarship Fund				(7,468)					56,987	49,519
4TE024	Todd Huntington Crockett Scholarshp				(18,648)					150,361	131,713
4TE025	J. Durocher Hosp. Mgmnt Scholarship				(7,266)				41	83,749	76,524
4TE027	Lynne & Michael Dougherty Scholrshp				(17,392)					132,715	115,323
4TE028	Daniel A. Raizes Scholarship Fund				(10,909)					83,245	72,336
4TE030	Goodwin Family Scholarship Fund				8,637					52,091	60,728
4TE031	Paul & Marianne Houghton Scholarshp				(16,437)					125,427	108,990
4TE032	PAUL-Bernard Runser '63 Scholarship				(2,288)					184,207	181,919
4TE033	Stewart Family Scholarship-PaulColl				(6,868)				15	59,546	52,693
4TE034	Elizabeth Bogan Economics Prize				6,242					94,679	100,921
4TE035	Sorensen Social Innovation Interns				(7,742)					60,996	53,254
4TE036	Goodridge Kopp Schol for Excellence				(8,211)					68,874	60,663
4TE037	Emily Knarr Graduate Accounting Sch				(19,007)					155,688	136,681
4TE038	Knarr Scholarship for Excellence				(16,468)					134,829	118,361
4TE039	Hurley Endowment for Women Leaders				7,382					21,846	29,228
4TE040	Bernard Grochmal Jr '64 Scholarship				(419,121)					3,559,857	3,140,736
4TE041	John '82 & K Turner Internships				20,767					46,960	67,727
4TE043	Bill Wetzel Scholarship Fund				22,047				45	-	22,092
4TE044	Tom and Tanya Hayes Scholarship				36,257				61,678	-	97,935
4TE046	Shiva and Elizabeth Nanda Fund				215,413					-	215,413
4TE047	Deborah Merrill-Sands Scholarship				186,864				335	-	187,199
4TE048	McIntosh Family Scholarship Fund				100,000					-	100,000
4TF001	Marianna R. and John A. Grimes				(28,614)					218,353	189,739
4TF002	Dakin Family Scholarship Fund				(2,634)					20,102	17,468
4TF003	Norman Goroff Social Work Fund				(14,463)				15	110,371	95,923
4TF004	England Endowed Fund				(63,887)					489,740	425,853
4TF005	Steelman Public Svc Program				(24,321)					185,597	161,276
4TF006	Evelyn N Jardine Endowed Schol				12,112					26,635	38,747
4TF008	Pamela Low Scholarship Fund				(23,821)					181,776	157,955
4TF009	Occupational Therapy Endowment				(3,665)					27,971	24,306
4TF010	Dean Roger A Ritvo Award Fund				(3,226)				5	24,658	21,437
4TF011	Sackett Professorship				(22,955)					175,166	152,211
4TF012	Nathan J Loomis Endowed Fund				(493)					3,763	3,270
4TF013	Kendall Endowed Fund				(8,933)					68,166	59,233
4TF015	Keough Northeast Passage Fund				(9,139)					69,743	60,604
4TF016	Maureen Neistadt Scholarship Fund				(11,237)				561	91,106	80,430
4TF017	Pauline Soukaris Memorial Scholarsh				(6,570)				77	52,597	46,104
4TF018	Stephany Marchut Lavallee Nursing S				(9,369)					105,072	95,703
4TF019	Brooks-Lord Nursing Scholarship Fun				(12,441)					94,937	82,496

UNIVERSITY OF NEW HAMPSHIRE FOUNDATION
DETAILED SCHEDULE OF REVENUES, EXPENSES, AND TRANSFERS
FOR THE YEAR ENDED JUNE 30, 2022

Fund	Fund Title	Net Student Tuition	Grant Revenue[1]	Auxiliary Revenue	Appropriations & Other Revenue	Employee Compensation	Supplies and Services	Other Expenses	Transfers In/(Out)	Beginning Fund Balance 06/30/2021	Ending Fund Balance 06/30/2022
4TF020	Claire & Henry Grady Schol-Diversit				(8,476)					64,677	56,201
4TF021	Ann Manchester Kelley Schol-Nursing				(7,626)				644	72,685	65,703
4TF022	Chace '11 Fund for Athlete Develpmt				(13,182)					100,593	87,411
4TF023	John Smith '50 Northeast Passage Fn				(56,012)					427,427	371,415
4TF024	Talbot 54 Occupational Therapy Fund				(100,730)					768,671	667,941
4TF025	Anna Catherine Clark Schol - CHHS				(3,952)					30,157	26,205
4TF026	Dinesh Thakur Schl-Health Analytics				(15,808)					120,629	104,821
4TF028	Sharon B. Murphy Scholarship				(7,978)					60,878	52,900
4TF029	Robert A. Aurilio Scholarship Fund				(79,809)					609,024	529,215
4TF030	Ned Helms Scholarship Fund				(8,301)				230	65,839	57,768
4TF031	Beth Stewart Memorial Fund				991				2,720	87,288	90,999
4TF032	Gravink Family Fund				(8,428)					64,714	56,286
4TF033	Huntington Nursing Scholarship				(4,280)				608	115,565	111,893
4TF035	Neil Vroman Student Engagement Awrd				(11,599)				150	90,769	79,320
4TF037	DR. L. R. Bergeron '73 Scholarship				(13,951)				182	110,550	96,781
4TF038	Dr David & Kendra Pratt Scholarship				8,010				3	10,388	18,401
4TF039	Dallaire O.T. Scholarship				25,613					25,000	50,613
4TF040	Rousseau Scholarship for OT				173,070					-	173,070
4TF042	Stebbins Scholarship Fund				(7,349)				89,699	-	82,350
4TF043	Sharyn Zunz Internship Fund				25,000					-	25,000
4TG001	Dr Alexander Teaching Exc Fund				(119,678)					913,263	793,585
4TG003	UNH Tolerance Program Fund				(42,556)					328,255	285,699
4TG006	Dr. Robert A. & Ann P. Chase				(21,787)					166,256	144,469
4TG007	Class of 1953 Endowed Scholarship				(46,816)					412,299	365,483
4TG008	Charles and Nancy Clough Fund				(6,203)					47,337	41,134
4TG011	Phelan Family Fund				(3,563)					40,832	37,269
4TG013	Paul International Research Fund				(8,900)					67,917	59,017
4TG017	Foundation Endowment Fund				(25,535)					194,856	169,321
4TG018	Herman & Lily Kurtz Endowed				(26,645)					203,329	176,684
4TG019	Robert Warren Perkins Fund				(41,651)					317,839	276,188
4TG020	Noonan International Research Fund				(103,231)					787,759	684,528
4TG021	Edward & Diane Federman End Fund				(108,367)					1,503,681	1,395,314
4TG022	Jean A. Woodworth Fund				(50,872)					388,203	337,331
4TG023	William Spaulding Endowed Fund				(18,775)					143,272	124,497
4TG024	Winch Endowed Fund-Alumni Assoc				(8,568)					65,380	56,812
4TG025	Yakovakis Family Fund				(14,103)					107,582	93,479
4TG026	David Ellsworth Davis NH Scholarshp				(8,998)					68,661	59,663
4TG027	RGSCP Fund for St. Anselm College				(375,989)					2,939,114	2,563,125
4TG030	Wanda Mitchell Diversity Initiative				995					54	1,049
4TG032	Newton Strategic Priorities Fund				17,963					-	17,963
4TGGEN	BUDGET ONLY True Endow Unrest UNHF									-	-
4TJ001	Harley Scholarship Fund				(28,441)					218,676	190,235
4TL001	Edmund Miller Library Fund				(54,424)					415,308	360,884
4TL002	Class of '47 Endowed Fund				(40,653)					310,411	269,758
4TL003	Class of 1955 Dimond Library Endow				(22,791)					177,030	154,239
4TL004	E Ruth Buxton Stephenson Fund				(3,764)					29,392	25,628
4TL005	Charlotte K. Anderson Endowment				(5,136)					39,191	34,055
4TL006	Collins Fund for Digital Collection				(14,106)					107,644	93,538
4TL007	Prescott Family Fund				(6,427)					50,569	44,142
4TL008	Dunleavy Fund / Special Collections				(17,650)					134,690	117,040
4TL009	Hood '56 & '59 Endowed Fnd-Library				(13,666)				50	108,982	95,366
4TL010	Murray Library Collections Endowmen				(6,343)					83,808	77,465
4TL012	Cohen Fund for Collection Develpmnt				(26,850)					204,891	178,041
4TL013	Proper Fund for Special Collections				(24,278)					185,267	160,989
4TL014	Nobel K. Peterson Library Fund				(21,896)					167,087	145,191

UNIVERSITY OF NEW HAMPSHIRE FOUNDATION
DETAILED SCHEDULE OF REVENUES, EXPENSES, AND TRANSFERS
FOR THE YEAR ENDED JUNE 30, 2022

Fund	Fund Title	Net Student Tuition	Grant Revenue[1]	Auxiliary Revenue	Appropriations & Other Revenue	Employee Compensation	Supplies and Services	Other Expenses	Transfers In/(Out)	Beginning Fund Balance 06/30/2021	Ending Fund Balance 06/30/2022
4TL015	Thomas A & Sally Zyla Addison Fund				(282,735)					2,157,552	1,874,817
4TL016	Marjorie Janetos Memorial Fund				(16,670)					127,205	110,535
4TM001	James Diamantis Scholarship Fund				(7,200)					58,479	51,279
4TM002	Jaye Gibson Duffy Scholarship				(7,768)					66,415	58,647
4TR001	Doris Child Reney Armbrust Fun				(6,933)					52,907	45,974
4TR002	Hubbard Marine Program Endowed				(2,345,613)					18,335,694	15,990,081
4TR003	Marine Program Endowment				(3,405)					25,985	22,580
4TR004	Dr. Marjorie A. Parsons Fund				(6,448)					50,883	44,435
4TR005	Jean + Carmen Ragonese Fund				(7,485)					57,118	49,633
4TR006	Shoals Marine Lab Endowment				(32,670)					249,306	216,636
4TR007	John & Katharyn Williams Scholarshi				(6,209)					47,381	41,172
4TR008	Robert & Doris Tuttle Endowed Fund				(118,437)					903,790	785,353
4TR011	Anderson Family Fund-Marine Progrm				(4,047)					30,881	26,834
4TR012	Chase '58-Excellence in Marine Scie				(8,410)					64,180	55,770
4TR013	Maurice Prize For Innovation				(25,247)					192,663	167,416
4TR014	E. Friedlander 88 Entrepreneurship				(11,475)				63	119,253	107,841
4TS001	Bellevance Hockey Scholarship				(26,518)					202,363	175,845
4TS002	Bellevance Football Scholarshi				(26,522)					202,391	175,869
4TS003	Kenneth & Mary Grant Scholarsh				(9,253)					70,612	61,359
4TS004	Reginald F. Atkins Scholarship				(886,987)					6,768,604	5,881,617
4TS005	Jane Blalock Athletic Scholar				(7,231)					55,182	47,951
4TS006	K Beckingham Scholarship Fund				(19,968)					152,377	132,409
4TS007	Dickson Scholarship & Spirit Award				(24,396)					186,168	161,772
4TS008	Grover B. Daniels '79 Alpine Fund				(6,226)					47,510	41,284
4TS009	Fish 58 Football Scholarship				(17,545)					133,884	116,339
4TS010	Kelly Quinn Gode Fund for Crew				(4,031)					30,760	26,729
4TS011	Robert E. Houston Sr. Fund				(24,745)					188,831	164,086
4TS012	Red Hayes Memorial Scholarship				(23,401)					178,571	155,170
4TS013	William Holleman Football Sch				(17,069)					130,250	113,181
4TS014	Gordon K Hill Endowment				(6,487)					49,501	43,014
4TS015	Paul Hobbs Endowed Scholarship				(4,683)					35,739	31,056
4TS016	Dorothy Hobbs Endowed Fund				(4,649)				605	38,977	34,933
4TS017	Robert A. Kullen Memorial Fund				(6,339)					48,375	42,036
4TS018	Bill Knight Endowed Scholarship Fun				(10,959)					83,628	72,669
4TS019	Howard Donald Penley Fund				(13,761)					108,158	94,397
4TS020	Sullivan Football Scholarship				(5,106)					38,963	33,857
4TS021	Guy Smith Memorial Scholarship				(18,103)					138,144	120,041
4TS022	Robert Towse Scholarship Fund				(28,742)					219,327	190,585
4TS023	'98-'99 Men's Hockey Champions End				(23,718)					180,993	157,275
4TS024	Bill Hinman Endowed Scholarshp				(10,181)					77,689	67,508
4TS026	Dutch Knox Football Scholarshi				(312,503)					2,384,711	2,072,208
4TS027	Dutch Knox Football Program				(146,740)					1,119,772	973,032
4TS028	James & Elsa Callahan Schlrshp				(19,212)					146,605	127,393
4TS029	Joyce Hiller Athletic Scholarship				128,284					55,261	183,545
4TS031	Timothy & Edwin Dugal Hockey Schol				(6,798)					51,879	45,081
4TS032	Robert Conrad Football Scholarship				(11,845)					110,994	99,149
4TS033	Tina True Memorial Fund				(7,599)					61,378	53,779
4TS034	Endowed Fund for Football				(5,211)					39,764	34,553
4TS035	Herbert Gold Athletic Scholarship F				(4,965)					39,745	34,780
4TS036	Pizzano Football Scholarship Fund				(86,481)				30	660,654	574,203
4TS037	Francis McGrail Endowed Scholarship				(1,984)					15,143	13,159
4TS038	David Sheen Endowed Hockey Schol				(9,355)					72,649	63,294
4TS039	Chief Boston Football Scholarship				(10,554)					80,535	69,981
4TS040	Wohlfarth Football Scholarship				(5,148)					39,284	34,136
4TS041	McLaughlin '35 Hockey Scholarship				(19,282)					147,140	127,858

UNIVERSITY OF NEW HAMPSHIRE FOUNDATION
DETAILED SCHEDULE OF REVENUES, EXPENSES, AND TRANSFERS
FOR THE YEAR ENDED JUNE 30, 2022

Fund	Fund Title	Net Student Tuition	Grant Revenue[1]	Auxiliary Revenue	Appropriations & Other Revenue	Employee Compensation	Supplies and Services	Other Expenses	Transfers In/(Out)	Beginning Fund Balance 06/30/2021	Ending Fund Balance 06/30/2022
4TS042	James Boulanger Endowed Fund				(8,889)					74,732	65,843
4TS043	UNH Ski Team Excellence Fund				(157,755)					1,205,607	1,047,852
4TS044	Robert Trouville '59 Athletic Schol				(19,795)					151,760	131,965
4TS045	Chandler & Ann Sanborn Football Sch				(11,069)					117,550	106,481
4TS046	First 500 UNH Football Athletic Fun				(52,311)					399,189	346,878
4TS047	Winslow & June Macdonald Football S				(9,635)					73,524	63,889
4TS048	Coach Gerry Friel Basketball Schola				(11,576)				1,269	105,493	95,186
4TS049	Garron '84 Football Diversity Schol				(5,432)					41,454	36,022
4TS050	Mike Frigard '60 Athletic Scholrshp				(5,482)					41,831	36,349
4TS051	Joan & Douglas Murphy Football Scho				(12,991)					190,634	177,643
4TS052	Tim Churchard '65 Athletic Scholrsh				(4,983)					39,605	34,622
4TS053	Bertsch Family Scholarship Fund				(16,945)					205,784	188,839
4TS054	Paul E. Berton Scholarship Fund				(9,215)					70,318	61,103
4TS055	Donna Lynne '74 Scholarship Fund				(12,332)					94,104	81,772
4TS056	William F. Degan Jr. Football Schol				4,614				230	44,464	49,308
4TS057	Franklin Taylor '52 Athletic Schol				(19,969)					152,385	132,416
4TS058	Norris A. Browne '55 Football Schol				(3,773)					62,380	58,607
4TS059	UNH Wildcat Hockey Alumni Scholarsh				(11,624)					99,322	87,698
4TS060	Wildcat Fan Gratitude Fund				(9,585)					73,351	63,766
4TS061	Peter K. Chudy, II '87 Nordic Fund				(8,705)					66,426	57,721
4TS062	John & Catherine Goegel Scholarship				(17,198)					131,235	114,037
4TS063	Jim & Julie Hatch Basketball Schol.				(6,568)					50,120	43,552
4TS064	Forkey-Lundolm Athletic Scholarship				1,975					6,613	8,588
4TS065	David M. Paul Family Scholarship				(9,821)					74,942	65,121
4TS067	Barbara B. Peyser '50 Athletic Scho				(47,386)					361,953	314,567
4TS068	UNH Women's Lacrosse Scholarship				(20,765)					158,456	137,691
4TS069	John Smith'50 Endowed Fund - Hockey				(64,011)					488,465	424,454
4TS070	Otis Family Athletic Scholarship				(10,568)					81,011	70,443
4TS072	K & R Sandler Athletic Scholarship				(8,283)					63,209	54,926
4TS073	Service Credit Union Wildcat Schol				(8,120)					61,967	53,847
4TS074	Fitzgerald & Gross Academic Excell.				(8,183)					62,436	54,253
4TS075	Matthew J. Witkos '89 Soccer Schol.				(5,591)					42,663	37,072
4TS076	Beaulieu '75 Athletic Scholarship				(1,976)					48,675	46,699
4TS077	Robert S. Blood '78 Athletic Schol.				(9,468)					72,249	62,781
4TS078	Saunders '49 Athletic Scholarship				(8,334)					63,600	55,266
4TS079	UNH Swimming and Diving Endowment				(7,835)					59,788	51,953
4TS080	Tom Smart '70 Athletic Scholarship				(7,998)					61,033	53,035
4TS083	Bigglestone Women's Athletic Schol.				(4,105)					31,326	27,221
4TS085	Bob Lamothe '60 Family Scholarship				(386)					2,944	2,558
4TS087	Raymond Donnelly Jr Athletic Schol.				(7,495)					57,198	49,703
4TS088	Cory L. Schwartz '82 Ski Team Endow				(7,765)					59,255	51,490
4TS090	Stockbridge - Kast Scholarship Fund				(6,007)					45,842	39,835
4TS092	Linda Hall '62 Women's Alpine Fund				(11,183)					85,334	74,151
4TS094	Brownell Family Athletic Scholarshp				(4,170)					98,016	93,846
4TS095	Megan E. Scanlon '13 Athl Schlarshp				(8,342)					63,658	55,316
4TS098	Chandler Family Athletic Scholarshp				(928)					40,759	39,831
4TS099	Skelley '52 Family Athletic Schol.				(9,096)				500	69,312	60,716
4TS100	BGen Seay '68 Athletic Scholarship				(7,723)					59,476	51,753
4TS101	Clevend "Howie" Howard III Scholars				(8,729)				60	68,039	59,370
4TS103	Richard Umile '72 Hockey Scholarshp				(7,567)					64,461	56,894
4TS104	Cathleen Coakley Athletics Scholars				(15,353)				54	125,140	109,841
4TS105	Otis Family Athletics Fund				5,712					24,408	30,120
4TS106	James Chamberlin Athletics Fund				891					1,730	2,621
4TS107	Donna Lynne 74 Athletic Enhancement				(7,623)					58,169	50,546
4TS109	Glendening Athletics Scholarship				(7,344)					64,190	56,846

UNIVERSITY OF NEW HAMPSHIRE FOUNDATION
DETAILED SCHEDULE OF REVENUES, EXPENSES, AND TRANSFERS
FOR THE YEAR ENDED JUNE 30, 2022

Fund	Fund Title	Net Student Tuition	Grant Revenue[1]	Auxiliary Revenue	Appropriations & Other Revenue	Employee Compensation	Supplies and Services	Other Expenses	Transfers In/(Out)	Beginning Fund Balance 06/30/2021	Ending Fund Balance 06/30/2022
4TS111	Dennis & Elaine Pope Scholarship				(4,844)					53,078	48,234
4TS112	Barker Athletics Scholarship Fund				5,953					55,535	61,488
4TS113	Sue Fortier Athletic Enhancement				852					26,518	27,370
4TS116	Bean & Anderson Athletics Enhancemn				(1,052)					9,866	8,814
4TS117	Blackburn Athletics Scholarship Fun				(5,329)					50,000	44,671
4TS118	Greiner Athletics Scholarship				88,873					-	88,873
4TS119	Blackburn Athletics Enhancement Fun				88,685				5	-	88,690
4TS120	Deirmengian Athletics Enhancement				8,804					-	8,804
4TS125	Growney Athletics Scholarship Fund				25,000					-	25,000
4TU001	Tad Ackman & Robin Gorsky Schl				(3,479)					26,545	23,066
4TU002	Joyce Hiller Kinesiology Scholarshi				126,429					69,437	195,866
4TU003	Coe-Hall Fund				(31,583)					241,011	209,428
4TU004	Mid-Atlantic Region Chapter Sc				(7,656)				60,000	58,419	110,763
4TU005	Minigan Family Scholarship				(6,564)					57,496	50,932
4TU006	James Trainor Memorial Scholarship				(11,244)					99,643	88,399
4TU007	Pickett Family Scholarship Fund				(108,928)					831,230	722,302
4TU008	Class of '58 Nelson Sch-Excellence				(15,180)					133,105	117,925
4TU009	Roger Bougie '56 Scholarship Fund				(28,993)					221,244	192,251
4TU010	Class of 1956 Endowed Scholarship				(26,770)					211,908	185,138
4TU011	McCaffrey Endowed Scholarship Fund				(18,332)					139,895	121,563
4TU012	Wyman Endowed Scholarship Fund				(22,337)					170,452	148,115
4TU013	Class of 1957 Endowed Scholarship				(56,263)					437,544	381,281
4TU014	Weglarz Memorial Scholarship Fund				74,849					88,019	162,868
4TU015	Lloyd & Edna Heidgerd Endowed Schol				(60,389)					460,826	400,437
4TU016	Libbey '79 End. Fund-Sci. Diversity				(25,161)					292,733	267,572
4TU017	Rydin Family Scholarship Fund				(18,586)					141,827	123,241
4TU018	Ottavio and Dorothy Lorenzo Scholar				(50,809)					387,721	336,912
4TU019	Selma Naccach-Hoff Schol-Liberal Ar				(5,168)					46,175	41,007
4TU020	Takeuchi '48 & Rantala '44 Schlrshp				(4,273)					91,710	87,437
4TU021	Harvey & Carmen Bergeron Scholarshp				(3,978)					115,142	111,164
4TU022	70's Decade Alumni Scholarship Fund				(9,237)					71,435	62,198
4TU023	William H Heywood '60 Scholarship				(9,154)					72,881	63,727
4TU024	Paul Shea '51 Memorial Scholarship				(4,206)					32,095	27,889
4TU025	Fred J Bennett '54 Scholarship Fund				(15,210)					116,067	100,857
4TU026	Claycomb '75 Environmental Sciences				(9,627)					73,461	63,834
4TU027	Andrew Janetos Scholarship Endowmen				(3,826)					29,198	25,372
4TU028	Verne & Kay Brown Elec & Comp Scho				(9,612)					73,348	63,736
4TU029	John '54 & Anne '56 Boehle Schlrshp				(6,214)					47,419	41,205
4TU030	PBAllen '58 Tau Kappa Epsilon Schol				(42,565)					324,814	282,249
4TU031	Col John Howard Blewett Scholarship				(9,020)					85,615	76,595
4TU033	J Todd Minor '76 Schol/Life Science				(9,925)					75,736	65,811
4TU035	Northeast Passage Athletic Excellen				(7,709)					58,828	51,119
4TU036	Jay McSharry '90 Diversity Schlrshp				33,477					78,024	111,501
4TU037	Robert & Tina Dudley Scholarship Fn				(4,661)					35,568	30,907
4TU038	Ambrose Occupational Therapy Schol				(1,171)				483	181,118	180,430
4TU039	Hannaway '58 Scholarship Fund				(9,794)					74,738	64,944
4TU040	Carol & Richard Trombly Scholarship				(4,647)					35,458	30,811
4TU041	Alice Freeman Reed Scholarship Fund				(7,468)					56,987	49,519
4TU042	Muriel M. Barr Nursing Scholarship				(30,261)					230,922	200,661
4TU043	Walter Calderwood, Jr. '34 Schol.				(7,709)					58,830	51,121
4TU044	UNH Foundation Scholarship Fund				(9,059)					69,131	60,072
4TU045	Jane & Lincoln Colby Scholarship				(16,605)					126,713	110,108
4TU046	Kerry Duncan Forbes Scholarship				(6,035)					49,414	43,379
4TU048	Steelman Athletics Scholarship Fund				855					49,949	50,804
4TU049	Paul & Ann Stewart Memorial Schol.				(15,555)					118,634	103,079

UNIVERSITY OF NEW HAMPSHIRE FOUNDATION
DETAILED SCHEDULE OF REVENUES, EXPENSES, AND TRANSFERS
FOR THE YEAR ENDED JUNE 30, 2022

Fund	Fund Title	Net Student Tuition	Grant Revenue[1]	Auxiliary Revenue	Appropriations & Other Revenue	Employee Compensation	Supplies and Services	Other Expenses	Transfers In/(Out)	Beginning Fund Balance 06/30/2021	Ending Fund Balance 06/30/2022
4TU050	Doug & Stella Scamman Scholarship				(4,615)					35,217	30,602
4TU051	James Page & Amy Sherman Endowment				(5,492)					41,909	36,417
4TU052	The Patrick Family Scholarship Fund				(2,700)					64,429	61,729
4TU053	Gay Brookes '61 Scholarship Fund				(4,062)					92,715	88,653
4TU054	John D. DuRie Family Scholarship				(4,879)					43,951	39,072
4TU055	The Zissi Family Scholarship Fund				(8,509)					64,930	56,421
4TU056	A. Storace DMD, Family Scholarship				(6,198)					47,296	41,098
4TU057	Hitchiner Manufacturing Scholarship				(11,270)					86,003	74,733
4TU058	Dupont Family Scholarship Fund				(4,533)					34,590	30,057
4TU059	Deborah Ann Lada '78 Scholarship				(8,723)					66,567	57,844
4TU060	Martha R. Stebbins Scholarship Fund								(89,699)	89,699	-
4TU061	Thomas E. Callahan '62 Family Fund				(4,580)					34,947	30,367
4TU062	Virginia F. Small Scholarship Fund				(10,399)					79,353	68,954
4TU063	Cheryl Dickson'63 Athletics Schol.				(4,572)					34,890	30,318
4TU064	The Carver Scholarship Fund				(3,432)					76,560	73,128
4TU065	K. McKinnon '62 Athletics Schol.				(8,601)					65,633	57,032
4TU066	Michael Riley Memorial Scholarship				(5,005)					38,196	33,191
4TU067	M. Christine Dwyer '72G Scholarship				7,225					143,589	150,814
4TU068	Todd W. Hansen '86 Memorial Schol.				(7,530)					57,462	49,932
4TU069	J. Morgan & Tara Rutman Scholarship				(4,573)					34,893	30,320
4TU070	Harry A. Schult Scholarship Fund				(10,739)					81,950	71,211
4TU071	Bradley & Judith Aiken Scholarship				(4,481)					34,193	29,712
4TU072	Barbara Rose Noonan Scholarship				(4,234)				155	33,008	28,929
4TU073	Richard E. Galway '66 Scholarship				(4,537)					34,621	30,084
4TU074	Sharyn Zunz Scholarship Fund				(19,557)				139	151,618	132,200
4TU075	Class of 1970 Scholarship Fund				(2,697)				6,601	50,357	54,261
4TU076	Lloyd & Beverley Jordan Scholarship				(26,698)					203,734	177,036
4TU077	Judith Anne Hill '48 Scholarship				(9,321)					71,128	61,807
4TU078	Dr. Filson H Glanz Scholarship-CEPS				(9,321)					71,128	61,807
4TU079	Dr Ahmad Etebari MBA Scholarship				(20,562)					158,586	138,024
4TU080	Ellis-Armstrong Family Scholarship				(8,920)					68,069	59,149
4TU081	Charles & Miriam Nelson Scholarship				(24,999)					270,134	245,135
4TU082	Hitchiner Mfg Schol. for Business				(9,274)					70,768	61,494
4TU083	Eugene A. Savage Scholarship Fund				(4,842)					45,724	40,882
4TU084	McDevitt Family Scholarship Fund				(7,776)					59,338	51,562
4TU085	John'50 & Carol Hubbard Scholarship				1,320,557					-	1,320,557
4TU086	Class of 1963 Scholarship Fund				(13,561)					119,976	106,415
4TU087	Joseph & Susan Garofoli Scholarship				(16,611)					126,757	110,146
4TU088	Carl Sherman Batchelder Scholarship				(44,285)					337,937	293,652
4TU090	Jeannette & Cedric Ruiter Schlarshp				(16,251)					124,013	107,762
4TU091	Barbara J. Weise '67 Scholarship				326,137					-	326,137
4TU092	Pilot Scholarship Fund				(123,986)					946,140	822,154
4TU094	Matthew J. Witkos '89 Scholarship				(5,591)					42,663	37,072
4TU095	Charron Class of 1964 Scholarship				(7,327)					63,851	56,524
4TU096	Angelo & Stewart Volpe Scholarship				(16,130)					123,088	106,958
4TU097	Ernest J Clarke '59 Art Scholarship				(28,791)					219,708	190,917
4TU098	The Clark Family Scholarship Fund				(8,110)					61,886	53,776
4TU102	Robart 73 & Shanahan 74 Scholarship				9,911					92,655	102,566
4TU104	Barbara & Irwin Wood Scholarship				(14,089)					285,745	271,656
4TU105	Gorman Family Fund				(32,102)					244,970	212,868
4TU106	George Guptill '28 Memorial Schol.				(17,299)					135,068	117,769
4TU107	Great East Scholarship Fund								(61,678)	61,678	-
4TU108	Jenness & Marden Family Veteran Fd				30,847					120,280	151,127
4TU109	Connie Chung & Maury Povich Schol.				(15,705)					119,843	104,138
4TU112	June C. Tanner Endowed Scholarship				(76,223)					581,655	505,432

UNIVERSITY OF NEW HAMPSHIRE FOUNDATION
DETAILED SCHEDULE OF REVENUES, EXPENSES, AND TRANSFERS
FOR THE YEAR ENDED JUNE 30, 2022

Fund	Fund Title	Net Student Tuition	Grant Revenue[1]	Auxiliary Revenue	Appropriations & Other Revenue	Employee Compensation	Supplies and Services	Other Expenses	Transfers In/(Out)	Beginning Fund Balance 06/30/2021	Ending Fund Balance 06/30/2022
4TU113	Clyde & Patricia Coolidge Scholarsh				(8,811)					67,240	58,429
4TU114	A. Leonard Seeche Family Scholarshp				159,103					44,688	203,791
4TU115	Staff Sgt Ryan Pitts 13 Scholarship				(11,738)				147	93,777	82,186
4TU116	Steven Kent & Nancy Pieri Scholarsh				951					58,986	59,937
4TU120	Susan H. McFarland '72 Scholarship				(15,818)					120,710	104,892
4TU122	Richard & Margot Oman Scholarship				62,482					185,279	247,761
4TU123	Erick Faul '00 Scholarship Fund				(7,063)					78,777	71,714
4TU124	Elias W. Gordon '59 Scholarship				(19,645)					149,908	130,263
4TU126	Winfred Nichols '33 Family Schol.				(4,720)					36,017	31,297
4TU127	David Burton Scholarship for Math				(11,890)					92,078	80,188
4TU128	Stuart Eynon '49 Family Scholarship				(7,477)					58,056	50,579
4TU129	Peter and Nancy French Scholarship				4,335					46,961	51,296
4TU131	Martha Oakman Clinton 65 Arts Schol				5,569					91,805	97,374
4TU135	A. Basso & V. Luti Scholarship				(2,090)					244,880	242,790
4TU136	Harold V. Jordan '49 Scholarship				1,725					46,838	48,563
4TU137	George Janetos Scholarship-Straff.				(16,670)					127,205	110,535
4TU138	George Janetos Scholarship-Coos				(16,670)					127,205	110,535
4TU139	George Janetos M.E. Scholarship				(16,670)					127,205	110,535
4TU141	Eleanor J. Manseau '61 Scholarship				18,606					10,607	29,213
4TU144	Montrone Family Scholarship				27,535					113,158	140,693
4TU145	Helen D. Gawron '46 Scholarship				58,905					1,317,945	1,376,850
4TU147	Rudnick Student of Distinction				11,459					50,899	62,358
4TU149	Jaqueline & Peter Heneage Scholars				(14,174)					108,617	94,443
4TU151	Belanger Family Scholarship				8,804					-	8,804
4TU153	Fisher Family Scholarship				139,994					41,083	181,077
4TU155	Ellen Germain Kingsland Scholarship				(4,517)					49,450	44,933
4TU156	Ginwala Family Scholarship Fund				27,195					-	27,195
4TU158	David A. Glynn Scholarship Fund				(28,301)				250,000	-	221,699
4TU159	Paul L. Durette '62, '67G Scholar				8,804					-	8,804
4TU160	Currier Scholarship Fund				44,019					-	44,019
4TU161	Janette & Charles Zecchini Scholars				44,560					-	44,560
4TU162	Harold W. Jewett '66 Scholarship				8,927					-	8,927
4TU163	Maj. Frances L. Swallow '49 Sch				62,595					-	62,595
4TU164	Trout-Lugar Intel. and Research Sch				5,000				15,275	-	20,275
4TX001	Heckel Ext Educator Fellowship				(6,798)					51,879	45,081
4TX002	NH 4-H Alliance Endowed Fund				(4,705)					35,905	31,200
4TX003	Anna Mosher Boardman 4-H Fund				(5,719)					43,638	37,919
4TX004	Coos County 4h Youth Dev Fund				(1,994)					15,220	13,226
4TX005	Paul Carbino 4-H Scholarship				(589)					4,497	3,908
4TX006	Tom Fairchild 4-H Dairy Fund				(13,961)				25	115,076	101,140
4TX007	Carl Hess 4-H Memorial Fund				(8,721)					78,552	69,831
4TX008	Internat'l 4h Youth Exchange				(1,993)					15,212	13,219
4TX009	Ruth Kimball 4-H Endowed Fund				(25,480)				146	219,354	194,020
4TX010	George D Kidder Fund				(2,812)					21,456	18,644
4TX011	NH 4-H Milk Dealers Fund				(5,045)				20	38,678	33,653
4TX012	NH 4-H Poultry Endowment				(784)					5,982	5,198
4TX013	NH 4-H Horse Endowment				(1,124)					8,579	7,455
4TX014	Lucile Poland Teen Conference				(443)					3,381	2,938
4TX015	Skoglund Endowed 4-H Fund				(6,695)					73,300	66,605
4TX016	Carroll T Stoddard Fund				(2,390)				100	18,180	15,890
4TX017	Caswell-Research, Teaching, Outreac				(41,871)					504,886	463,015
4TX018	Ruth Stimson Community Outreach Fun				(8,219)					62,722	54,503
4TX019	Marshall 4-H Youth Opportunities Fn				(5,391)					41,136	35,745
4TX020	Dalrymple Community Outreach Fund				(7,735)					60,552	52,817
4TX021	William Spaulding Sea Grant Endowmn				(2,298)					17,539	15,241

UNIVERSITY OF NEW HAMPSHIRE FOUNDATION
DETAILED SCHEDULE OF REVENUES, EXPENSES, AND TRANSFERS
FOR THE YEAR ENDED JUNE 30, 2022

Fund	Fund Title	Net Student Tuition	Grant Revenue[1]	Auxiliary Revenue	Appropriations & Other Revenue	Employee Compensation	Supplies and Services	Other Expenses	Transfers In/(Out)	Beginning Fund Balance 06/30/2021	Ending Fund Balance 06/30/2022
4TX022	Briggs NH Land & Water Education Fn				(51,759)					394,984	343,225
4TX023	Pike Coop Ext Volunteer Leadership				(8,826)				29	68,972	60,175
4TX024	Rines Young Inventors' Program				34,207					81,083	115,290
4TZ001	Iona Hubbard Climate Change Ed				(376,963)					2,946,727	2,569,764
4TZ003	Laurent George Morin Fellowsship				34,295					10,084	44,379
4TZ004	Herriott & Herrin Scholarship				(15,868)					121,098	105,230
	TOTAL ENDOWMENT & SIMILAR FUNDS	-	-	-	(29,491,463)	-	-	(15,001)	579,836	279,343,278	250,416,650
TOTAL UNH FOUNDATION		**$ (1,600.00)**	**-**	**-**	**(4,811,480)**	**(8,790,403)**	**4,820,684**	**(15,596)**	**(12,416,392)**	**292,184,017**	**270,969,230**

[1] Grant Revenue includes Federal Pell Grants (when applicable) which is shown in nonoperating revenues/expenses on the summary statement of revenues, expenses, and changes in net position

UNIVERSITY OF NEW HAMPSHIRE FOUNDATION OFFSET
DETAILED SCHEDULE OF REVENUES, EXPENSES, AND TRANSFERS
FOR THE YEAR ENDED JUNE 30, 2022

Fund	Fund Title	Net Student Tuition	Grant Revenue[1]	Auxiliary Revenue	Appropriations & Other Revenue	Employee Compensation	Supplies and Services	Other Expenses	Transfers In/(Out)	Beginning Fund Balance 06/30/2021	Ending Fund Balance 06/30/2022
	RESTRICTED GIFTS & ENDOWMENT INCOME										
4GGOZZ	UNHF Contra Gift Distribution	$ -	-	-	(13,507,619)	-	-	-	13,507,619	-	-
	TOTAL RESTRICTED GIFTS & ENDOWMENT INCOME	-	-	-	(13,507,619)	-	-	-	13,507,619	-	-
TOTAL UNH FOUNDATION OFFSET		**$ -**	**-**	**-**	**(13,507,619)**	**-**	**-**	**-**	**13,507,619**	**-**	**-**

[1] Grant Revenue includes Federal Pell Grants (when applicable) which is shown in nonoperating revenues/expenses on the summary statement of revenues, expenses, and changes in net position

PLYMOUTH STATE UNIVERSITY
DETAILED SCHEDULE OF REVENUES, EXPENSES, AND TRANSFERS
FOR THE YEAR ENDED JUNE 30, 2022

Fund	Fund Title	Net Student Tuition	Grant Revenue[1]	Auxiliary Revenue	Appropriations & Other Revenue	Employee Compensation	Supplies and Services	Other Expenses	Transfers In/(Out)	Beginning Fund Balance 06/30/2021	Ending Fund Balance 06/30/2022
	GENERAL OPERATING & OTHER RESTRICTED FUNDS										
6AG106	Other Postemployment Bnft (OPEB)	$ -				20,447				(503,501)	(483,054)
6U0000	PSU Educational & General	45,482,897	203,875		14,507,954	(42,482,125)	(4,545,398)	(5,493,727)	(6,222,044)	(773)	1,450,659
6U0ADJ	PSU Unrestricted Adjustments						88,275		(16,200)	-	72,075
6U0SUS	General Funds Financial Suspense				5,587					-	5,587
6U3000	Technology Fee	1,724,241				(259,757)	(1,467,603)			88,359	85,240
6WG106	Other Postemployment Bnft (OPEB)					373,724				(9,202,430)	(8,828,706)
6Z0ADJ	Agency Funds Year End Adjustment									(23,934)	(23,934)
6ZT915	Pat Cookie Jar									2,350	2,350
6ZT917	NH Student Intern Program									8,880	8,880
6ZT918	Operating Staff Senate									12,191	12,191
6ZT924	Ticket Sales-No Country Ctr Arts									1	1
6ZT925	Ticket Sales-NH Music Festival									8	8
6ZT928	Greek Life Fundraising									504	504
	TOTAL GENERAL OPERATING & OTHER UNRESTRICTED FUNDS	47,207,138	203,875	-	14,513,541	(42,347,711)	(5,924,726)	(5,493,727)	(6,238,244)	(9,618,345)	(7,698,199)
	INTERNALLY DESIGNATED										
6D0ADJ	PSU Int Desig Adjustments						(2,467,336)		(258,491)	-	(2,725,827)
6D0SUS	Designated Funds Financial Suspense				50,500					-	50,500
6DACHI	Chi Sigma Iota-NHS for Counselors				760		(51)			1,764	2,473
6DAHGA	HHE Athletic Training Grad Asst				25,000	(39,204)	(1,902)			107,222	91,116
6DAINT	Academic Initiatives					(16,469)	(142,695)		130,659	89,756	61,251
6DAMPS	Morgridge Fam Opp Schol Supprt									809	809
6DANWP	National Writing Project in NH				7,047		(4,421)			-	2,626
6DATRA	The Human Trafficking Study In NH					(16,053)	(6,812)		10,439	28,624	16,198
6DAYSP	Youth Success Project						305			-	305
6DBNHA	NH Interscholastic Athl Assoc									2,136	2,136
6DCAFG	Annual Fund Grad Scholarships									2,155	2,155
6DCAFU	Annual Fund Unrestricted				92,957				(90,000)	-	2,957
6DCAIN	Advancement Initiatives & Disc				44,289		(62,236)		22,200	98,611	102,864
6DCCLS	2011 Campus Community Leader Schl	(5,450)			5,459					11,393	11,402
6DCE07	AllWell Ice Arena Endow Payout Fund				199,323				(199,323)	10	10
6DCE59	William C & Helen C Gray Fund				1,906					8,346	10,252
6DCIMG	Imagine A Way Unrestricted Gifts									-	-
6DCIMS	Imagine A Way Designated for Schol									1,492	1,492
6DF19A	FEMA-DOS COVID Alt. Care Site (ACS)				251,709					-	251,709
6DF19N	FEMA-DOS COVID Non-Con. Shelt (NCS)						(829,871)			-	(829,871)
6DF19T	FEMA-DOS COVID Safe Open&Op. (Test)						(6,466,679)			-	(6,466,679)
6DFINT	Finance & Admin Initiatives				2,098		(195,646)		381,893	133,379	321,724
6DFITP	ITS Equipment				17,770		(117,803)		535,490	122,066	557,523
6DFLIT	Tuition Partnership Littleton SAU84				30,000					-	30,000
6DFMAL	PSU Mail Services									-	-
6DFMP1	Special Projects				236,218		(49,075)		1,256,770	-	1,443,913
6DFREC	ITS Technology									196,907	196,907
6DFSAW	Study Away Programs									6,933	6,933
6DFSTM	Statement Printing						(997)		2,000	-	1,003
6DG19A	Covid-19 Financial Aid Awards					(22)	112,261		(112,239)	-	-
6DG19C	Covid-19 - Cleaning						265,837		(253,192)	(12,645)	-
6DG19F	Covid-19 - Facilities Modifications						131,557		(131,557)	-	-
6DG19H	Covid-19 - Hand Sanitizer						6,496		(6,349)	-	147
6DG19I	Covid-19 - Isolation & Quarantine				(530)	(169,566)	1,113,409		(937,913)	(5,400)	-
6DG19O	Covid-19 - Other Program Support				(162,546)		139,839		(139,839)	162,546	-
6DG19P	Covid-19 - PPE						15,873		(15,873)	-	-
6DG19Q	Covid-19 - Self-Screening					(63,864)	273,274		(209,411)	-	(1)
6DG19R	Covid-19 - Tracing					(9,574)	82,477		(72,903)	-	-

PLYMOUTH STATE UNIVERSITY
DETAILED SCHEDULE OF REVENUES, EXPENSES, AND TRANSFERS
FOR THE YEAR ENDED JUNE 30, 2022

Fund	Fund Title	Net Student Tuition	Grant Revenue[1]	Auxiliary Revenue	Appropriations & Other Revenue	Employee Compensation	Supplies and Services	Other Expenses	Transfers In/(Out)	Beginning Fund Balance 06/30/2021	Ending Fund Balance 06/30/2022
6DG19S	Covid-19 - Signage & Safety Instr						16,272		(16,272)	-	-
6DG19T	Covid-19 - 3rd Party Screenings					(120)	3,812,708		(37,605)	(3,774,983)	-
6DG19U	Covid-19 - Internal Rapid Testing						19,662		(19,662)	-	-
6DGERP	CERP-COVID Enhanced Retirement PSU					120,522			7,298,459	(7,418,982)	(1)
6DGESP	CESP-COVID Enhanced Separation PSU					(66)			716,785	(716,719)	-
6DGHIG	Highland Hall - Rental Space				32,948		(18,460)			-	14,488
6DGIFB	PSU IFB Balances								1,020,222	(12,049,219)	(11,028,997)
6DGINV	PSU Inventories								13,416	213,225	226,641
6DGISP	CISP-COVID Invol Severance Pol PSU					(16,689)				(60,274)	(76,963)
6DGONE	One-time Expenses								112	(112)	-
6DGSTF	PSU Separation					(300,046)			213,872	95,388	9,214
6DGSTR	University Strategic Initiatives				38,220		(407,360)		384,963	686,628	702,451
6DH140	Athletics						(1,899)			9,338	7,439
6DH145	Athletics Post Season				1,952		(78,579)		40,000	39,910	3,283
6DHABB	M Baseball Supplemental D Fund						(927)			4,225	3,298
6DHAFB	M Football Supplemental D Fund				1,350					-	1,350
6DHAMB	M Basketball Supplemental D Fund				1,070		(147)			1,809	2,732
6DHAML	M Lacrosse Supplemental D Fund				1,685		(1,987)			1,892	1,590
6DHAMS	M Soccer Supplemental D Fund				1,450					-	1,450
6DHASC	W Softball Supplemental D Fund						(6,850)			6,850	-
6DHAVB	W Volleyball Supplemental D Fund				11,750		(10,760)		(500)	19,129	19,619
6DHAWB	W Basketball Supplemental D Fund				1,070		(2,994)			3,827	1,903
6DHAWL	W Lacrosse Supplemental D Fund						(569)			8,463	7,894
6DHAWR	M Wrestling Supplemental D Fund									1,141	1,141
6DHAWS	W Soccer Supplemental D Fund				1,450					-	1,450
6DPRIF	President's Innovation Fund						(1,328)		6,000	97	4,769
6DSCON	Events Discretionary Fund						(162)		1,500	1,621	2,959
6DSSCH	Student Senate Scholarship				23,040					-	23,040
6DT120	PSU Student Activites Accounting	629,734			44,997	(49,061)	(415,390)		1,000	1,430,267	1,641,547
6DTADP	Kappa Delta Pi Honor Society									1,064	1,064
6DTAPS	Alpha Phi Sigma Honor Society				402					1,324	1,726
6DTGAZ	EtaSigmaGamma/Eating Disorder H.S.	(5,400)					(716)			38,592	32,476
6DTGTU	Gamma Theta Upsilon Honor Society									141	141
6DTICS	Internationl Trip-Community Service				(1,100)					5,876	4,776
6DTIFS	International Film Series									291	291
6DTMPS	PSU Marketing Association (MAPS)									-	-
6DTPCH	Psi Chi Honor Society									715	715
6DTPEK	Phi Epsilon Kappa Honor Society									484	484
6DTPKP	Phi Kappa Phi Honor Society				110					2,071	2,181
6DTWPC	WPCR - NHPR				2,337					19,964	22,301
	TOTAL INTERNALLY DESIGNATED	618,884	-	-	964,691	(560,212)	(5,303,682)	-	9,534,651	(20,469,853)	(15,215,521)
	AUXILIARY										
6A0ADJ	PSU Auxiliary Adjustments						26,171			-	26,171
6A0SUS	Auxiliary Funds Financial Suspense			28,174						-	28,174
6AACNC	Counseling Center			905,979		(689,644)	(198,033)		(43,104)	163,229	138,427
6AAENT	Enterprise Center @ Plymouth									15,587	15,587
6AALLW	ALLWell Center Fund			539,132			(8,400)		(562,932)	241,742	209,542
6AAREN	Ice Arena			1,052,262		(237,815)	(252,651)		(733,380)	316,568	144,984
6AB240	Conference Service			107,753		(98,678)	(75,040)		65,965	-	-
6AB260	Parking Enforcement			541,942			(115,129)		(107,000)	187,862	507,675
6AB262	Shuttle			217,349		(57,391)	(33,482)		(55,200)	265,469	336,745
6AS210	Residential Life			17,840,307		(899,619)	(7,970,755)		(8,476,438)	3,971,716	4,465,211
6AS215	Dining Services			6,948,849		(127,126)	(6,374,427)		(477,725)	2,287,484	2,257,055
6AS220	Hartman Union Building			3,138,721		(750,635)	(891,119)		(875,093)	6,245,766	6,867,640

PLYMOUTH STATE UNIVERSITY
DETAILED SCHEDULE OF REVENUES, EXPENSES, AND TRANSFERS
FOR THE YEAR ENDED JUNE 30, 2022

Fund	Fund Title	Net Student Tuition	Grant Revenue[1]	Auxiliary Revenue	Appropriations & Other Revenue	Employee Compensation	Supplies and Services	Other Expenses	Transfers In/(Out)	Beginning Fund Balance 06/30/2021	Ending Fund Balance 06/30/2022
6AS280	Health Services			420,399			(486,760)		906	425,198	359,743
6ASPPD	Student Affair Prepaid Expense									-	-
6AX210	R&R Residential Life								2,798,197	-	2,798,197
6AX215	R&R Dining Services								146,480	-	146,480
6AX220	R&R Hartman Union Building								174,680	-	174,680
6AX280	R&R Health Services								24,094	-	24,094
6AXCNC	R&R Counseling Center								14,087	-	14,087
6AXLLW	R&R ALLWell Center Fund								107,115	-	107,115
6AXREN	R&R Ice Arena								321,632	-	321,632
	TOTAL AUXILIARY	-	-	31,740,867	-	(2,860,908)	(16,379,625)	-	(7,677,716)	14,120,621	18,943,239
	RESTRICTED GIFTS & ENDOWMENT INCOME										
6G0ADJ	PSU Restricted Gift Adjustments						2,788			-	2,788
6GA143	143 Annual Scholarship Fund				1,519					-	1,519
6GAAAB	Anonymous PSU Symphonic Band Schol	(650)			700					1,400	1,450
6GAACP	Cluster Supporting Gifts				50					1,547	1,597
6GAART	Art Dept General Gifts									230	230
6GAASG	Student Art Gallery Gifts									122	122
6GAASP	Ascent Program Gift Fund				275					-	275
6GAATH	Athletic Training Program Gifts				250					450	700
6GABPN	Panther Pitch Gifts				5,500		(6,750)			1,682	432
6GABRN	Barron's in Education Program Gifts				5,000		(7,500)			2,500	-
6GABSA	Business Admin Program Gifts									425	425
6GABUS	Business Program Gifts				25					32,644	32,669
6GABVP	Baroni Visiting Prof of Dance									123	123
6GACDF	Childrens Center Gifts									1,179	1,179
6GACGS	CAGS Scholarships									180	180
6GACHR	Choral Gift Acct									2,136	2,136
6GACJP	Criminal Justice Program Gifts				250					95	345
6GACMS	Communication & Media Studies Gifts				20					48	68
6GACOG	General Grad Program Gifts									650	650
6GACRB	C. Robinson'87 Business Scholarship				2,875					-	2,875
6GACSD	Computer Science Dept Gifts									1,609	1,609
6GACSH	Sharon Cushing Annual Scholarship									500	500
6GACYB	Cybersecurity Program Gifts									1,000	1,000
6GADAN	Dance Program Gifts									938	938
6GADFT	Dow Family Trust Scholarship	(3,000)								4,875	1,875
6GADPT	Dept of Physical Therapy Gifts									721	721
6GAEDS	Eating Disorder Program Gifts									75	75
6GAEML	Eleanor Morehouse Loesch '65 Scholr	(3,000)			6,000					-	3,000
6GAENG	Alumni Gifts-English Dept				100					714	814
6GAENP	Plymouth Writing Project Gifts									415	415
6GAENV	Center for the Environment									9,496	9,496
6GAEPS	Eagle Pond Authors Series Gift Fund				6,000					-	6,000
6GAES2	Bowen Geography Fund									2,000	2,000
6GAESP	Environmental Sci & Pol Gifts				300					2,501	2,801
6GAETC	Ed Theatre Collaborative Gifts				71,637	(3,200)	(36,664)			1,539	33,312
6GAETR	Robotics Lab Gifts				500					685	1,185
6GAEXS	Exercise & Sport Physiology Gifts									100	100
6GAFSI	Fred Smyth Inst-Music Gift				1,830		(10,206)			8,376	-
6GAFST	Open Learning & Teaching Collab									418	418
6GAGGS	General Graduate Scholarships									375	375
6GAHAT	Dr Levy Athl Trning Stud Prof Dev				500					935	1,435
6GAHIS	Artelia & Olan Ray Gift Fund	(500)								6,925	6,425
6GAHON	University Honors Program									1,400	1,400

PLYMOUTH STATE UNIVERSITY
DETAILED SCHEDULE OF REVENUES, EXPENSES, AND TRANSFERS
FOR THE YEAR ENDED JUNE 30, 2022

Fund	Fund Title	Net Student Tuition	Grant Revenue[1]	Auxiliary Revenue	Appropriations & Other Revenue	Employee Compensation	Supplies and Services	Other Expenses	Transfers In/(Out)	Beginning Fund Balance 06/30/2021	Ending Fund Balance 06/30/2022
6GAHPB	Alumni Gifts-Health & Pe Dept				25					4,585	4,610
6GAHPR	Historical Preservation Gifts									100	100
6GAHRB	Herbarium Gifts				500					5,353	5,853
6GAIMP	NH-Impact Center Gifts									2,100	2,100
6GAINT	Interdisciplinary Studies Gifts									170	170
6GAJAZ	Jazz Scholarship Fund									417	417
6GALED	Language Education Graduate Program									10	10
6GALIB	Library Gifts				850		(850)			200	200
6GAMAE	Math Education Academic Prog Gifts									150	150
6GAMAT	Computational & App Math Prog Gifts				300					300	600
6GAMBA	MBA Program Gifts									50	50
6GAMBS	MBA Scholarships									120	120
6GAMDS	Music Dept-Dance Scholarship	(296)								306	10
6GAMES	MED Scholarships									10	10
6GAMET	Ruth W Metcalfe Scholarship	(2,000)			2,000					2,500	2,500
6GAMGC	Marion G Callender '47 Music Schol	(1,000)			1,169					1,349	1,518
6GAMHS	M.Ed. Heritage Studies Workshop									1,500	1,500
6GAMMM	Museum of Wht Mtns Membership Gifts				29,430	(11,210)	(18,016)			106,457	106,661
6GAMP1	Museum of the Wht Mnts: Exhibitions				2,500					9,082	11,582
6GAMPR	Musical Instr Purch Replcmnt									593	593
6GAMSB	Symphonic Band Gifts									120	120
6GAMSC	First Year Symphonic Band Scholarsh	(550)			500					1,150	1,100
6GAMUE	Music Education Program Gifts									450	450
6GAMUS	Music Department Scholarship	(691)			225					816	350
6GAMW2	MWM Restor & Collect Care Gifts									500	500
6GAMWM	Museum of the White Mtns Gifts				11,060		(2,330)			41,964	50,694
6GANCT	No Country Teacher Cert Prg Gift				1,710					21,308	23,018
6GANHD	National History Day				2,200		(764)			3,463	4,899
6GANPC	Non-Profit Curriculum Dev Gifts									42	42
6GANSB	Biology Gifts									12,388	12,388
6GANSC	Chemistry Gifts									676	676
6GANSM	Meteorology Gifts				4,939		(705)			6,828	11,062
6GANSP	Planetarium Gifts									1,567	1,567
6GANUR	Nursing Program Gifts				164		(144)			175	195
6GAOCT	Outdoor Center Gifts				277					-	277
6GAORG	Music Organ Fund									12	12
6GAPED	Physical Education Program Gifts				100					150	250
6GAPHD	Alumni Gifts-Philosophy Dept									1,348	1,348
6GAPHT	Photography Program Gifts									558	558
6GAPNC	9-Foot Concert Grand Piano Gift Fnd				51,113					-	51,113
6GAPNF	Piano Fund				400		(1,681)			5,000	3,719
6GAPNL	Silver Center Piano Lab Gift Fund				57,000		(57,000)			-	-
6GAPPN	Patsy Pilgrim Nursing Scholarship				1,500					-	1,500
6GAPSD	Professional Sales Leadership Prg				47,000		(52,866)			171,841	165,975
6GAPSY	Psychology Gifts				25					1,415	1,440
6GAPTP	Pakistani Teachers Proj Gifts									95	95
6GAREG	Alumni Gifts-Registrars Office				50					-	50
6GARFF	Rosenblum Fac Fellowship of Busines				1,200	(2,005)				3,726	2,921
6GARMC	Cntr Rural Partnership Gifts									1,140	1,140
6GASGE	Alumni Gifts - Geography				100					2,837	2,937
6GASHI	Alumni Gifts - History						(335)			3,782	3,447
6GASNH	Soc Sci: Institute for NH Studies									1,210	1,210
6GASPE	Special Education Grad Prog Gifts									125	125
6GASPS	Alumni Gifts - Political Science									125	125
6GASSA	Sunshine Scholarship A.M.LeBlanc'20				6,135					-	6,135

PLYMOUTH STATE UNIVERSITY
DETAILED SCHEDULE OF REVENUES, EXPENSES, AND TRANSFERS
FOR THE YEAR ENDED JUNE 30, 2022

Fund	Fund Title	Net Student Tuition	Grant Revenue[1]	Auxiliary Revenue	Appropriations & Other Revenue	Employee Compensation	Supplies and Services	Other Expenses	Transfers In/(Out)	Beginning Fund Balance 06/30/2021	Ending Fund Balance 06/30/2022
6GASSC	Alumni Gifts Social Sci Dept									4,877	4,877
6GASSL	Saul O Sidore Lectureship				6,000	(1,084)	(10,001)		12,000	23,654	30,569
6GASWK	Soc Sci Social Work Gifts									1,500	1,500
6GATDG	Theatre Dept. Gifts									665	665
6GATHE	PSU Theatre Arts Scholarship	(1,718)			160					1,974	416
6GATIG	TIGER Theatre Program Gifts				5,350		(483)			608	5,475
6GATLI	Holmes-PH Transformtnl Ldrshp Inst									295	295
6GATMP	Tourism Mgmt and Policy Prog Gifts									50	50
6GATRA	The Human Trafficking in NH Study					10,439			(10,439)	-	-
6GAWSA	Weber Sustainability Annual Scholar				1,500					-	1,500
6GAWTG	PSU Writers' Talent Grant									1,588	1,588
6GBBRK	PSU Brick Campaign Gifts				194,060					-	194,060
6GBCAC	Silver Center Gifts				145		(1,350)			3,138	1,933
6GBFLG	PSU Turf Field Flag Pole Project				10,000		(4,483)			-	5,517
6GBHGS	Haynes Green Space				10,000					-	10,000
6GBLAN	Landscaping Gifts				5,205		(5,205)			-	-
6GBLAT	Lights-Athletic Fields-PSU									3,605	3,605
6GBPRO	Staff Prof Development Gifts									1,002	1,002
6GC000	Class of 00 Gifts									200	200
6GC912	Class of 2012 Scholarship	(500)								1,271	771
6GC916	Plymouth Opportunity Sch Angel Fund	(63,513)			46,309					89,558	72,354
6GC917	Panther Bus Club Annual Scholarship	(1,550)								1,550	-
6GC918	The Stepp Family Scholarship	(13,500)			15,000					11,000	12,500
6GC919	The Bonnie & Charles Still Scholars	(1,220)			1,220					13	13
6GC921	Vanessa K. Stewart Scholarship	(1,000)								8,000	7,000
6GC922	Class of 2009 Scholarship	(1,000)								1,060	60
6GC942	Class of 42 Reunion									125	125
6GC946	Class of 46 Reunion									50	50
6GC947	Class of 47 Reunion Gifts									855	855
6GC948	Class of 48 Reunion Gifts	(4,170)								8,342	4,172
6GC950	Class of 50 Gifts									795	795
6GC953	Class of 53 Gifts									3,500	3,500
6GC956	Class of 1956 Gifts									50	50
6GC957	Class 1957 Reunion Gifts-Unend									1	1
6GC958	Class of 1958 Gifts									470	470
6GC959	Class of 1959 Gifts									2,210	2,210
6GC960	Class of 1960									1,534	1,534
6GC961	Class of 1961 Gifts									700	700
6GC963	Class of '63 Panther Scholarship	(500)			267					254	21
6GC965	Class of 65 Reunion Gifts									1,000	1,000
6GC966	Class of 1966 Gifts									1,350	1,350
6GC968	Class of 68 Reunion Gift									72	72
6GC969	Class of 69 Reunion Gifts									5,025	5,025
6GC970	Class of 70 Reunion Gift									2,447	2,447
6GC973	Class of 73 Reunion									200	200
6GC999	Class of 99 Gifts									260	260
6GCALL	ALLWell Center Gifts									27,904	27,904
6GCALM	Alumni Relations Gifts				660		(2,654)			12,584	10,590
6GCALS	Alumni Legacy Annual Scholarship				2,250					2,500	4,750
6GCANS	Barbara Andresen Nursing-holding				619					10,651	11,270
6GCARP	Archives Project Gifts									1,388	1,388
6GCAW2	AllWell North Phase II Gifts				62,500					358,548	421,048
6GCAW3	AllWell III-Strength & Cond. Lab				344,128		(24,226)		500	97,100	417,502
6GCAWF	Athl Turf Field-Phase I Turf/Lights				36,600		(87,996)			55,229	3,833
6GCBEX	PSU Student Book Award Fund				6,000					4,000	10,000

PLYMOUTH STATE UNIVERSITY
DETAILED SCHEDULE OF REVENUES, EXPENSES, AND TRANSFERS
FOR THE YEAR ENDED JUNE 30, 2022

Fund	Fund Title	Net Student Tuition	Grant Revenue[1]	Auxiliary Revenue	Appropriations & Other Revenue	Employee Compensation	Supplies and Services	Other Expenses	Transfers In/(Out)	Beginning Fund Balance 06/30/2021	Ending Fund Balance 06/30/2022
6GCBKP	English Department Book Prize									99	99
6GCBND	Second Year PSU Band Scholarship	(500)			650					600	750
6GCBOL	Sally Boland Essay Prize				300		(300)			-	-
6GCBUR	Burton Frost Fundraising Event				19,500		(9,515)		(21,141)	21,141	9,985
6GCBWS	Bo Wiblyi Scholarship									88	88
6GCCLM	Climb Above Scholarship	(1,500)			4,778				567	3,006	6,851
6GCCOL	Colorado Alumni Scholarship	(1,000)			1,000					83	83
6GCCST	Elizabeth W. Cheney Studio Theatre						(11,771)			75,000	63,229
6GCDEV	Tower Fund Events Gifts						(238)			239	1
6GCDGC	Barbara Dearborn Golf Classic				6,394		(6,394)			-	-
6GCE01	Elaine Gail Vaillant Brown Schl Fnd	(3,755)			3,756					2,074	2,075
6GCE02	Class of 62 Scholarship	(1,893)			2,526					3,122	3,755
6GCE03	Morgridge Family Internship Fund				2,959					11,617	14,576
6GCE04	N Hopkins '37 & M Hopkins '20 Scho	(1,000)			890					982	872
6GCE05	Larry K & Dawn Ray Haynes Schol Fun	(1,270)			1,271					1,205	1,206
6GCE06	Grad Student Research Gifts				772					3,553	4,325
6GCE07	Raise the Curtain Gifts				90,813	(5,041)	(42,405)			3,557	46,924
6GCE08	Barry M Ross '73 Scholarship Fund	(2,000)			2,130					1,134	1,264
6GCE09	Class of 1951 Scholarship	(538)			539					394	395
6GCE11	Doris Dean Palmer '30 Endowed Schol	(680)			689					844	853
6GCE12	Harold C & Martha Zehr Schol Endowm	(896)			896					135	135
6GCE13	Switzer Fund History Prize				1,413		(1,400)			1,278	1,291
6GCE14	Student Affairs Scholarship Endowmt	(732)			733					16	17
6GCE15	Jane E. Babin Scholarship Fund	(874)			874					1,779	1,779
6GCE16	Trevorrow Fund for Library Interns				3,748					2,256	6,004
6GCE17	Heritage Society Endowment				2,288					783	3,071
6GCE18	Morgridge Opportunity Scholarship	(34,500)			40,784					33,437	39,721
6GCE19	Debra Underwood Endowed Scholarship	(2,278)			2,501					3,498	3,721
6GCE1A	Michelle Morse Memorial Schol	(1,662)			1,663					1,916	1,917
6GCE1B	Kent Criminal Justice Spirit Award	(639)			639					1,175	1,175
6GCE1C	UNIQUE Endowment Allocation Plan	(556,165)			566,640					-	10,475
6GCE1D	Hanaway Endowment for the Perf Arts				4,062		(2,000)			4,571	6,633
6GCE1E	B Dearborn Endowed Art Schol	(1,200)			963					3,026	2,789
6GCE1G	Ruth Birch Marzec '48 Schl End	(13,510)			13,514					1,554	1,558
6GCE1J	James W Tethers Endowed Schol				642					57	699
6GCE1K	J Philip & Eva M Duguay Schol	(636)			636					1	1
6GCE1L	Forrest M & Opal M Steen Scholl				631					3	634
6GCE1M	Stevens-Bristow Professorship				4,121					20,045	24,166
6GCE1N	Imagine A Way Schol Endowment	(2,150)			2,154					584	588
6GCE1P	Wixson Endowed Prof of Math				2,201					5,939	8,140
6GCE1Q	Eugene & Joan Savage Edu Award	(2,837)			2,838					2,808	2,809
6GCE1R	Patricia Stips Lamson Library End				3,563					15,694	19,257
6GCE1S	Patricia Stips Scholarship Endowmnt	(7,088)			7,088					2,045	2,045
6GCE1T	Mary Campbell Staff Schol Payout	(2,248)			5,454					9,023	12,229
6GCE1U	Roberta T Bartlett Art Scholarship	(2,275)			2,294					2,726	2,745
6GCE1W	Roberta T Bartlett Music Schol	(2,275)			2,294					4,205	4,224
6GCE1X	Eastman-PMK/TKE Schol Endmt	(1,321)			1,322					1	2
6GCE1Y	Gary K Richey Endowed Schol				502					1,339	1,841
6GCE1Z	McCabe Leadership Scholarship Fund	(1,050)			1,071					1,406	1,427
6GCE20	Merilee Phillips Accounting Schol	(395)			396					783	784
6GCE21	Donald P. Wharton Endowment				1,793					12,308	14,101
6GCE22	P E Arold Memorial Fund	(2,725)			2,737					3,277	3,289
6GCE23	Class of 1937 Fund	(1,939)			2,587					542	1,190
6GCE24	Irwin Willard Jones Scholarship	(3,600)			3,623					3,414	3,437
6GCE25	Barbara Boyce Oakes Schol				4,492		(5,000)			4,161	3,653

PLYMOUTH STATE UNIVERSITY
DETAILED SCHEDULE OF REVENUES, EXPENSES, AND TRANSFERS
FOR THE YEAR ENDED JUNE 30, 2022

Fund	Fund Title	Net Student Tuition	Grant Revenue[1]	Auxiliary Revenue	Appropriations & Other Revenue	Employee Compensation	Supplies and Services	Other Expenses	Transfers In/(Out)	Beginning Fund Balance 06/30/2021	Ending Fund Balance 06/30/2022
6GCE26	Citizens Bank Endowed Schol	(1,750)			1,795					493	538
6GCE27	Beatrice Hodgdon Award-Class of '44	(1,800)			1,818					28	46
6GCE28	Donna Ford Memorial Fund	(300)			320					-	20
6GCE29	Myrtle L Grover Schol Fund	(5,000)			5,052					2,520	2,572
6GCE2A	George & Helen Koehler Endowed Fund	(1,240)			1,242					3,499	3,501
6GCE2B	Janet Sanford Kelliher Endowed Schl	(5,000)			4,685					3,701	3,386
6GCE2C	Wiggett Family Student Support				471					1,361	1,832
6GCE2D	Dennise Maslakowski Grad Ed Schol	(7,500)			4,032					3,468	-
6GCE2E	Lovett Fund for Ctr for the Envir				869					1,834	2,703
6GCE2F	Mary Rita Hyde '62 Mem Schol	(764)			765					1,206	1,207
6GCE2G	Meg Petersen Endowed Scholarship				1,491					1,360	2,851
6GCE2H	Hage-Diversity & Intern'l Initiativ	(1,800)			1,846					2,721	2,767
6GCE2J	Trimpi Endwmnt-Perf Study Talent Gr	(5,970)			5,970					11,386	11,386
6GCE2K	Matthew S Budrow '06 Mem End Schol	(2,040)			2,044					3,445	3,449
6GCE2L	Marjorie "Marty" Stokes ES&P Schol	(500)			500					1,701	1,701
6GCE2M	Thurston-Cheney Performing Arts				1,273					3,222	4,495
6GCE2N	Supporting Our Stdnts Faculty Schol	(2,500)			7,026					10,791	15,317
6GCE2P	Richardson '13 Captain's Chall Schl	(7,684)			7,684					14,224	14,224
6GCE2Q	Mary E Campbell '91 Schol Endwmnt	(1,118)			1,118					8	8
6GCE2R	Helen Abbott '39 Prfshp Envir Stud				7,229	(7,588)				14,062	13,703
6GCE2S	Marrapese Keep NH Lakes Clear Schol				1,620					264	1,884
6GCE2T	John P& June Estelle Ryan Lewis '44	(2,400)			2,463					2,465	2,528
6GCE2U	Norman '37 & Cecile Demers Schol	(2,460)			2,463					424	427
6GCE2V	Schlesinger Mem Schol in Poli Sci	(1,800)			1,807					4,701	4,708
6GCE2W	Sharon R Parish Mem Schol	(2,460)			2,463					2,988	2,991
6GCE2X	Bernier Athletic Training Scholrshp	(1,800)			250					1,823	273
6GCE2Y	Dearborn-May Psych Scholarship				2,000				(25,000)	23,000	-
6GCE2Z	Robert & Margot Swift Endowed Schol	(2,820)			2,835					2,535	2,550
6GCE30	Gary David Johnson Scholarship	(1,300)			1,323					7	30
6GCE32	Lillian Groux Mattoon Schol	(1,550)			1,553					91	94
6GCE33	Bernice Goodwin Spaulding Scho	(700)			717					856	873
6GCE34	Scott Descoteaux Memorial Scho	(1,300)			1,363					60	123
6GCE35	Art Dept. Endowment Fund	(1,000)			1,042					-	42
6GCE36	Blanche Colby Stacy	(3,500)			3,508					3,251	3,259
6GCE37	Class of 1941 Emergency Fund	(63)								13,329	13,266
6GCE38	Robert L Boyd Memorial Fund				139		(173)			35	1
6GCE39	Class of 1946 Fund	(3,300)			3,307					1,616	1,623
6GCE3A	Barbara Andresen Nursing Schol	(500)			519					-	19
6GCE3B	Mark E. Bates '75 Meml Schol	(7,000)			7,780					1,044	1,824
6GCE3C	Estes German Study Abroad Schol				1,190					7,206	8,396
6GCE3D	Burton '62 Public Service Schol	(1,940)			1,941					3,336	3,337
6GCE3G	PSU Nursing Scholarship Payout								(5,000)	5,000	-
6GCE3H	Plant Nursing Scholarship Payout	(1,137)			1,137					119	119
6GCE3J	J Loughlin Schol Endowment Holding									16,212	16,212
6GCE3K	N Snyder Sem-at-Sea Endowmt Holding									1,040	1,040
6GCE3L	Carleton Parish Social Science Sch	(1,046)			1,047					1,447	1,448
6GCE3M	Norton Bagley '41 Library Endowment				1,077		(1,341)			265	1
6GCE3N	Estes Endowed Mathematics Schol	(4,200)			2,129					11,132	9,061
6GCE3O	Reverend Sidney Lovett Scholarship	(5,240)			5,256					673	689
6GCE3P	Colin Graham Scholarship	(1,000)								1,000	-
6GCE3Q	Ryan Chadwick Scholarship	(1,000)			968					962	930
6GCE3R	Louise McCormack Endowed Fund				517					3,134	3,651
6GCE3S	Jonathan & Cornelia Hall Endow Schl	(7,500)			7,256					3,457	3,213
6GCE3T	CGSB Award Endowment Fund	(3,000)			3,574					994	1,568
6GCE3U	Janet Claire Boisvert Prof in Educ									20,000	20,000

PLYMOUTH STATE UNIVERSITY
DETAILED SCHEDULE OF REVENUES, EXPENSES, AND TRANSFERS
FOR THE YEAR ENDED JUNE 30, 2022

Fund	Fund Title	Net Student Tuition	Grant Revenue[1]	Auxiliary Revenue	Appropriations & Other Revenue	Employee Compensation	Supplies and Services	Other Expenses	Transfers In/(Out)	Beginning Fund Balance 06/30/2021	Ending Fund Balance 06/30/2022
6GCE3V	Kathleen Arecchi Memorial Scholar	(1,500)								3,819	2,319
6GCE3X	Kelsey North Country Scholars Endow	(13,500)			12,303					1,233	36
6GCE3Y	The Fischler Family Scholars Payout	(1,250)			1,259					1,279	1,288
6GCE3Z	Christopher B Eschenbach Mem Schol	(1,000)								6,040	5,040
6GCE40	Class of 1957 Fund	(700)			711					97	108
6GCE41	Charles L Currier Memorial Fun	(1,100)			1,115					3	18
6GCE42	John F. Ozog Memorial Fund	(1,700)			1,768					336	404
6GCE43	PSU Mathematics Department Fun									2,822	2,822
6GCE44	PSU AA Endowment Schol Fund	(13,500)			11,420				8,525	4,313	10,758
6GCE45	Dorothy Whiting Scholarshiip	(260)			522					-	262
6GCE46	Hartman/Kelly Endowment Schol	(300)			370					6	76
6GCE47	Brennan Hart Scholarship	(5,100)			5,180					60	140
6GCE48	Madie Barrett Scholarship	(2,800)			2,869					125	194
6GCE49	Marie Connelly Endowment Schol	(1,000)			1,164					10	174
6GCE4A	Jake Nawn Mem Annual Scholalarship	(1,500)			150					14,636	13,286
6GCE4B	The Worthen Vascak Scholarship	(1,000)			3,195				(25,000)	22,805	-
6GCE4D	Holmes-Pattee-Haggart Family Schol	(29,274)			30,673					29,893	31,292
6GCE4E	Holmes-Pattee-Haggart Family Endowm				30,673					53,459	84,132
6GCE4F	The McLane Family Fellowship				9,049					12,189	21,238
6GCE4G	DPT Scholarship									100	100
6GCE4H	Gary & Elizabeth Lowe Schol Payout	(1,000)			1,616					71	687
6GCE4J	Henry & Ethel Vittum Schol Payout	(1,955)			1,955					1,951	1,951
6GCE4K	Haverhill Civic Engagement Fund									8,304	8,304
6GCE4L	Joseph & Gail White Graduate Fellow				5,920					1,332	7,252
6GCE4M	Joseph McCaffrey Mem Endowed Schol	(1,000)			1,068					62	130
6GCE4N	Bette De Rocher '61 Endowed Schol				411					408	819
6GCE4O	Charles A Wood Jr '72 Schol Fund				11,000					19,959	30,959
6GCE4P	Fischler Trauma Survivors Schol	(1,000)								10,350	9,350
6GCE4Q	Paul Berton '76 Scholarship HOLDING				5,000					15,000	20,000
6GCE4R	Alex Herbst '15 Mem Endowed Schol	(1,000)			3,745					17,908	20,653
6GCE4S	David & Martha Talbot Endowed Schol	(1,700)			1,717					35	52
6GCE4T	Nancy & Thomas Gravina Endowed Scho	(843)			1,686					962	1,805
6GCE4U	Jay Moskowitz Endow Art Music Schol	(1,000)			104					1,004	108
6GCE4V	Mears Family Endowed Scholarship	(1,000)			6,000					6,000	11,000
6GCE4W	Craig Souza Endowed Professorship					(2,168)			168	2,000	-
6GCE4X	Garnsey Family Endowed Scholarship									1,000	1,000
6GCE4Y	Diehl Memorial Endowed Scholarship	(1,000)			500					1,000	500
6GCE4Z	Semprini Endowed ScholarshipHOLDING				4,980				15,736	-	20,716
6GCE50	M."Rock" Kenyon Alumni				959					1,316	2,275
6GCE51	Roi White Memorial Schol	(2,000)			2,071					-	71
6GCE52	Jessie Barnes Metcalf School	(1,116)			1,117					3,134	3,135
6GCE53	James & Nancy Hogan Endowed Fund	(1,495)			2,243					1,698	2,446
6GCE55	Isabelle Murray Scholarship				259					832	1,091
6GCE56	Geneva M Smith Scholarship	(5,800)			5,812					-	12
6GCE58	Hazel Balch Moore '26 Scholars	(2,900)			2,966					1,174	1,240
6GCE5A	Opportunity Schlrshp EndowHOLDING				7,560					-	7,560
6GCE60	Emma Paulsen Knapp '17 Scholar	(500)			539					21	60
6GCE61	Clarice Clark Parker Award						(36)			1,033	997
6GCE62	Ann L Wharton Scholarship	(1,467)			1,467					2,874	2,874
6GCE63	David Grierson Memorial				583					4,111	4,694
6GCE64	Robert J Doherty 86 Schol	(500)			506					44	50
6GCE65	AAUW Non Traditional Stud Schl	(800)			855					11	66
6GCE66	John Defortis Scholarship Fund	(630)			639					1,686	1,695
6GCE67	James Hamilton Memorial				79					1,764	1,843
6GCE68	Ola A Hubbard Scholarship				27,645					-	27,645

PLYMOUTH STATE UNIVERSITY
DETAILED SCHEDULE OF REVENUES, EXPENSES, AND TRANSFERS
FOR THE YEAR ENDED JUNE 30, 2022

Fund	Fund Title	Net Student Tuition	Grant Revenue[1]	Auxiliary Revenue	Appropriations & Other Revenue	Employee Compensation	Supplies and Services	Other Expenses	Transfers In/(Out)	Beginning Fund Balance 06/30/2021	Ending Fund Balance 06/30/2022
6GCE69	Ella O Keene Scholarship Fund				7,466					-	7,466
6GCE70	William L Taylor Memorial Fund	(923)			923					827	827
6GCE71	Emma Yeaton Wheeler School	(1,525)			1,526					79	80
6GCE72	Lydia Briggs Endowment				421		(420)			663	664
6GCE73	John V. Miller Jr. Payout Fund				810					1,581	2,391
6GCE74	Jeanette + Richard Collins End				6,054					10,381	16,435
6GCE76	Maureen Shine Bateman Mem Schl	(1,940)			1,942					1,677	1,679
6GCE77	Regina Thorton Mem Schol	(210)			423					961	1,174
6GCE78	Carol Anne Soucie Mem Schol	(725)			744					730	749
6GCE79	Karl Drerup Art Scholarship	(2,640)			2,642					3,815	3,817
6GCE80	Norton R Bagley Scholarship	(5,390)			5,391					14,253	14,254
6GCE81	H B Barton Endowed Schol	(1,000)			938					320	258
6GCE82	Catherine & Kirk Middlekauff				758					1,726	2,484
6GCE83	Sally Boland Memorial Schol	(660)			663					606	609
6GCE84	Barbara Dearborn Math Scholars	(2,452)			3,374					2,494	3,416
6GCE85	Collins Discretionary Challenge En				720					149	869
6GCE86	C E Brown-Applied Comp Sci Sch	(3,660)			3,661					-	1
6GCE87	Mehmet & Sepril Canlar Endow Schol	(310)			310					337	337
6GCE88	Harold E Hyde Endowed Schol	(2,950)			2,953					2,935	2,938
6GCE91	Wm S Belvin Schol-Endowment	(1,625)			1,627					1,633	1,635
6GCE93	John K Walsh	(850)			859					2,432	2,441
6GCE94	John L Daly Scholarship Fund				1,040					-	1,040
6GCE95	HPER Alumni Merit Scholarship Fund	(645)			653					633	641
6GCE96	Cindy Kilzen Award				290					303	593
6GCE97	Class Of 1952 Scholarship	(6,396)			6,397					6,997	6,998
6GCE98	Grappone Granite State Scholars				3,122					3,115	6,237
6GCE99	Barbara Willey '37	(750)			6,522					12,158	17,930
6GCEA1	Levy Student Prof.Dev-EndowHOLDING				1,270					7,265	8,535
6GCEM1	Bertha Fauver Char Gift Annity						(920)		920	-	-
6GCEM2	Wm&Christy Belvin Char Gft Annuity						(1,425)			2,787	1,362
6GCEML	Dr Millard Thomson Endow Piano Fund				974					-	974
6GCESM	Ellen Morin '52 Scholarship	(630)			631					719	720
6GCESV	Steve Vaillancourt Endowed Fund				255					497	752
6GCEZF	Zachary Frank Memorial Endowed Scho	(1,074)			1,075					1	2
6GCGCM	Gary Corcoran Memorial Scholarship	(420)			1,000					4,074	4,654
6GCHAL	Ray's Angels Scholarship	(1,043)			9,647				12,616	13,076	34,296
6GCHIN	Hinman Award for Literary Studies				100					-	100
6GCIEC	I&E Cluster Scholarship	(2,500)			2,500					2,500	2,500
6GCINT	Interdisciplinary Studies Schol				2,660					4,425	7,085
6GCJBA	Judith Brooks '61 Annual Schol	(1,000)			2,100					11,902	13,002
6GCJLC	Joseph L Clark Fund									15,195	15,195
6GCJLM	John M Loughlin '86 Mem Schol									50	50
6GCJRH	Jean Reaney Hobson Memorial Schol	(1,145)			550					1,096	501
6GCLEC	Laundry Equipment Corp Annual Schol	(1,000)								1,062	62
6GCLPS	Leadership Prof Sales Scholarship	(500)			10,774					-	10,274
6GCMAR	Eugene & Natalie Martin '09 Schol	(10,000)			6,778					11,732	8,510
6GCMET	Applied Meteorology Program Gifts						(1,875)			1,875	-
6GCNGS	PSU Academic Nursing Scholarship				50					5,050	5,100
6GCOKR	Okrant Family Schol-Tourism Studies	(1,000)								3,132	2,132
6GCPAN	Panthers Lighting the Way Schol				1,500				750	-	2,250
6GCPAR	Plymouth State Parents Schol Fund	(1,000)			1,000					3,625	3,625
6GCPBN	Paul Berton '76 Newfound Scholarshp	(5,000)			5,000					5,001	5,001
6GCPCC	Plymouth CUCC Choral Scholars									700	700
6GCPGN	Peace Garden Gifts						(348)			2,563	2,215
6GCPKP	Phi Kappa Phi Chap 219 Annual Schol				43					130	173

PLYMOUTH STATE UNIVERSITY
DETAILED SCHEDULE OF REVENUES, EXPENSES, AND TRANSFERS
FOR THE YEAR ENDED JUNE 30, 2022

Fund	Fund Title	Net Student Tuition	Grant Revenue[1]	Auxiliary Revenue	Appropriations & Other Revenue	Employee Compensation	Supplies and Services	Other Expenses	Transfers In/(Out)	Beginning Fund Balance 06/30/2021	Ending Fund Balance 06/30/2022
6GCPNS	PSU Nursing Scholarship				9,000				(20,030)	11,030	-
6GCPTL	Coakley Physical Therapy Lead Schol	(9,758)			5,258					12,000	7,500
6GCSKD	FPS Kappa Delta Phi Scholarship	(2,000)			275					2,000	275
6GCSSS	Snyder '63 Sem at Sea Annual Schol				2,000					570	2,570
6GCTMP	Advancement Gift Holding-Restricted				42,750				(16,486)	16,536	42,800
6GCTMQ	Advncmnt Gift Holding-Event Related				(1,650)					2,000	350
6GCTRF	Athl Turf Field-Phase II Bleachers				41,119					-	41,119
6GCUPS	Ut Prosim Scholarship	(6,395)			6,395					-	-
6GCWAB	Wiggett Annual Schlrshp in Business									100	100
6GCWCG	Womens Circle of Giving Sch Payout	(2,000)			1,707					2,388	2,095
6GCWDP	Walter & Dorothy Peterson Schol	(2,000)								2,000	-
6GCWHA	Donald and Carol Wharton Annual Sch	(1,500)			1,500					1,500	1,500
6GCWLS	Women's Leadership Summit				6,425		(5,539)			5,425	6,311
6GCZAM	Craig Dean Zamzow MBA Scholarship	(500)			1,500					5,515	6,515
6GFDIN	Dining Program Gifts									500	500
6GFMKR	Makerspace Gifts - COVID-19						(1,912)			2,260	348
6GFTGF	PSU Golf Club Gifts				5,600		(5,359)			-	241
6GFTIX	Title IX Office Gift Fund				150					-	150
6GGGEN	Budget Only - Gifts									-	-
6GGSCH	PSU Scholarship Support Fund				6,865					6,143	13,008
6GHABB	Baseball Team Gifts				23,969		(26,604)			21,082	18,447
6GHACR	Cross Country Team Gifts				1,566		(1,985)			2,890	2,471
6GHAD1	Athletics-General Alumni Fund				11,058		(2,903)			71,773	79,928
6GHAD2	Women's Athletics Alumni Fund				600					1,857	2,457
6GHAFB	Football Team Gifts				5,863		(10,442)			35,870	31,291
6GHAFH	Field Hockey Team Gifts				10,325		(9,072)			2,728	3,981
6GHAHS	Men's Ice Hockey Equipment									2,235	2,235
6GHAIH	Men's Ice Hockey Team Gifts				43,961		(48,918)			11,001	6,044
6GHAMB	Men's Basketball Team Gifts				4,355		(3,592)			3,592	4,355
6GHAML	Men's Lacrosse Team Gifts				9,877		(11,265)			4,152	2,764
6GHAMS	Men's Soccer Team Gifts				17,777		(5,252)			7,184	19,709
6GHASB	Women's Softball Team Gifts				4,295		(7,596)			4,311	1,010
6GHASK	Ski Team Gifts				43,685		(6,584)			16,833	53,934
6GHASW	Swim Team Gifts				7,792		(1,882)			6,569	12,479
6GHATF	Track and Field Team Gifts				490		(2,127)			7,830	6,193
6GHATR	Athletics Training Gifts				400		(458)			570	512
6GHAVB	Women's Volleyball Team Gifts				3,645		(4,657)			1,877	865
6GHAWB	Women's Basketball Team Gifts				863		(1,691)			1,146	318
6GHAWH	Women's Ice Hockey Team Gifts				16,790		(5,135)			5,868	17,523
6GHAWL	Women's Lacrosse Team Gifts				7,691		(8,785)			5,055	3,961
6GHAWR	Wrestling Team Gifts				17,430		(5,103)			4,171	16,498
6GHAWS	Women's Soccer Team Gifts				4,285		(1,796)			2,848	5,337
6GHAWT	Women's Tennis Team Gifts				500		(1,055)			1,064	509
6GHCPS	Currier Panther Statue Fund				17,539		(47,113)			30,578	1,004
6GHNSG	Nursing Stethoscope Gifts				1,575		(3,080)			3,621	2,116
6GHWRM	Weight Room Gifts									1,453	1,453
6GIFRM	Freight Farm Cluster Project Gifts									430	430
6GJSPN	Spanish Program Gifts									228	228
6GS220	Domestic Service Trip Gifts				2,145					345	2,490
6GS221	Community Service Angel Tree				4,396		(1,242)			1,037	4,191
6GSCMG	Crawford-Martin Opportunity Grants									826	826
6GSCRD	Career Development & Internship				3,500		(200)			6,180	9,480
6GSMAP	MAPS Alumni Annual Scholarship		(1,000)		1,100					2,503	2,603
6GSPCC	Counseling Ctr Hagedorn Lib				100					1,704	1,804
6GSPED	PEEPS Gifts									100	100

PLYMOUTH STATE UNIVERSITY
DETAILED SCHEDULE OF REVENUES, EXPENSES, AND TRANSFERS
FOR THE YEAR ENDED JUNE 30, 2022

Fund	Fund Title	Net Student Tuition	Grant Revenue[1]	Auxiliary Revenue	Appropriations & Other Revenue	Employee Compensation	Supplies and Services	Other Expenses	Transfers In/(Out)	Beginning Fund Balance 06/30/2021	Ending Fund Balance 06/30/2022
6GSRES	Residential Life Gifts									25	25
6GSSEF	Plymouth Emergency Fund - COVID-19									13,800	13,800
6GSUPD	University Police Dept Gifts									1,100	1,100
6GSWCN	Alumni Gifts Women's Center									115	115
6GSWTA	WellTrack App Gift Fund				9,500		(9,500)			-	-
6GT020	Class of 2020 Gifts									160	160
6GTACS	American Chem Society Stdnt Chapter									1,047	1,047
6GTAIS	Alpha Iota Sigma Honor Soc Gifts				160					-	160
6GTALS	ALSO Gifts				191		(191)			-	-
6GTANS	Lillian F Morrissey Annual Schlrshp	(1,200)								5,265	4,065
6GTBTB	PSU Best Buddies Gifts						(25)			25	-
6GTCAR	Afro Caribbean Club Gifts									2	2
6GTCCS	Souza "That I May Serve" Scholarshi	(1,000)			1,000					1,100	1,100
6GTCHE	Cheerleader Gifts				2,969		(2,969)			-	-
6GTCRU	Campus Crusade Christ Club Gifts									100	100
6GTDTM	Dance Team Gifts				1,191		(1,191)			-	-
6GTENA	ENACTUS				567		(1,601)		(567)	2,086	485
6GTESG	Eta Sigma Gamma Honor Society Gifts									1,498	1,498
6GTFDP	Student Support Foundat Food Pantry				3,650					3,148	6,798
6GTFLM	The Film Club									1,134	1,134
6GTFRI	PSU Ultimate Frisbee Club Gift				1,375		(1,507)			132	-
6GTFRN	French Program Gifts									1,028	1,028
6GTGEO	Geog & Enviro Planning Club Gifts				560		(610)			50	-
6GTGRA	Granite Guarantee				365					2,267	2,632
6GTGRK	Greek Council Gifts				3,232		(1,455)			1,205	2,982
6GTHAM	Hammocking Club Gifts									142	142
6GTICS	International Service Trip Gifts				27					134	161
6GTITC	PSU Investment Club				(1,003)					19,670	18,667
6GTKNM	Kelly Nester Memorial Gifts									30	30
6GTLPE	Lambda Pi Eta Honor Society									4	4
6GTLTX	Latinx Student Union Gift Fund				301					-	301
6GTMAP	MAPS-Marketing Assn PSU-Gifts				1,000		(1,005)			5	-
6GTMAT	Math Assn. Club Gifts									534	534
6GTMET	American Meteorological Soc Gifts				1,912		(758)			255	1,409
6GTMRG	Men's Rugby Gifts				3,471		(3,173)			521	819
6GTMTN	Music Teachers Nat'l Assoc Gifts									98	98
6GTNIC	Nicaragua Club Gifts									1,572	1,572
6GTPHC	Public Health Club Gifts									9	9
6GTRIO	TRIO Club Gifts				500					1,831	2,331
6GTRNS	Recreation Sports Gift Fund				120					130	250
6GTSAS	Student Accounting Society Gifts						(214)			461	247
6GTSCP	Caring Scoops-Enactus Gifts									1,000	1,000
6GTSFS	NH Transfer Student Fund	(1,925)			1,936					76	87
6GTSIF	Swipe it Forward									1,071	1,071
6GTSMC	Sports Management Club Gifts									825	825
6GTSNA	Student Nursing Association Gifts				105		(81)			-	24
6GTSSF	PSU Student Support Fund				6,614		(986)			8,236	13,864
6GTSWC	Social Work Club Gifts						(51)			166	115
6GTTBT	MAPS Teddy Bear Toss Gift Fund				1,000		(1,000)			-	-
6GTWIS	Wisinski Family Endowed Gift Fund				4,249				(25,000)	21,200	449
6GTWRG	Women's Rugby Gifts				2,133		(2,133)			-	-
	TOTAL RESTRICTED GIFTS & ENDOWMENT INCOME	(1,056,902)	-	-	2,793,524	(21,857)	(674,779)	-	(96,881)	2,620,208	3,563,313
	SPONSORED RESEARCH & PROGRAMS										
610014	Mod2&3 Co-Occur High Fluoride Alum		92				(92)			-	-

PLYMOUTH STATE UNIVERSITY
DETAILED SCHEDULE OF REVENUES, EXPENSES, AND TRANSFERS
FOR THE YEAR ENDED JUNE 30, 2022

Fund	Fund Title	Net Student Tuition	Grant Revenue[1]	Auxiliary Revenue	Appropriations & Other Revenue	Employee Compensation	Supplies and Services	Other Expenses	Transfers In/(Out)	Beginning Fund Balance 06/30/2021	Ending Fund Balance 06/30/2022
610015	Trail Crew Collaborative WMNF									-	-
610017	Leave No Trace		1,742			(397)	(1,345)			-	-
610018	Hydrological Research		11,168			(9,952)	(1,216)			-	-
610019	Watershed and Stream Habitat Monito									-	-
615000	NSRC Carbon Flux									-	-
615001	Nesting Habitat Amer Horseshoe Crab		25,880			(14,016)	(11,864)			-	-
63C006	NOURISH Arts, Mind, Body									-	-
63D001	PSU for Opening Learning Hub Storag		2,000				(2,000)			-	-
63E129	Next Steps NH, Transition, Practice									-	-
63E133	iSocial Pyramid Model									-	-
63E134	iSocial Year 2 6-30-21		(865)			620	245			-	-
63H000	Child Care Recovery									-	-
63H001	CCASP		62,478			(40,436)	(22,042)			-	-
63J000	UPD COVID 19 Emergency Grant									-	-
63T004	Wildlife Vehicle Collision Data		38,732			(24,297)	(14,435)			-	-
63Z041	Enhancing N Country Vol Monitoring									-	-
63Z050	FY12 Enforcing Underage Drinking									-	-
63Z060	From Isolation to Community		2,451				(2,451)			-	-
63ZG21	FY21 NH Governor's Scholarship									-	-
63ZG22	FY22 NH Governor's Scholarship	(257,500)	257,500							-	-
63ZU21	FY21 UNIQUE Annual Allotment									-	-
63ZU22	FY22 UNIQUE Annual Allotment	(285,349)	287,724							-	2,375
63ZU23	C-19 CRRSA Grant 2021									-	-
645001	Applied Visual Literacy Curriculum		2,633			(1,680)	(953)			-	-
647022	REU:N.E. Collabaorative Atmospheric		19,325			(3,807)	(15,518)			-	-
647023	Engaging Students In Geosciences		134,713			(10,782)	(123,931)			-	-
647024	Collaborative REU Site: NEPARS		85,939			(15,136)	(70,803)			-	-
647025	Graduate Research Fellowship									-	-
64B008	Program Income/Math Dept									-	-
64B055	Rate Your Mate & Bowling Green Part									-	-
64G050	FY11-12 Social Work Educ. Prtnshp									-	-
64G082	FY14 Social Work Educ. Partnership									-	-
64G086	FY15 Educational Tuition Partnerhsp									-	-
64G088	15-16 VT State Scholarship									1,292	1,292
64G094	17-18 VT State Grant									3,258	3,258
64G100	The Human Trafficking Work Group NH									-	-
64G103	Educ. Tuition Partnership FY19-21		9,836			(6,448)	(3,388)			-	-
64G105	19-20 VT State Grant									-	-
64G106	19-20- ME State Grant									-	-
64G107	Manchester PD ACERT									-	-
64G108	FY20 Educ. Tuition Partnership	(35,610)	44,610				(9,000)			-	-
64G109	20-21 VT State Grant									5,250	5,250
64G110	20-21 ME State Grant		3,750							-	3,750
64G111	Educ. Tuition Partnership FY21-22									-	-
64G112	21-22 VT State Grant	(124,870)	124,870							-	-
64G113	21-22 ME State Grant	(8,750)	8,750							-	-
64G114	Critical Time Intervention NH		43,462			(26,581)	(16,881)			-	-
64G115	Youth Success Project		62,872			(48,863)	(14,009)			-	-
64G251	Education Tuition Partnership FY22									-	-
64N040	PSU National Writing Project									-	-
64N084	National Writing Project 2006-2007		(6,931)							6,931	-
64N094	2007-2008 National Writing Project		(9,533)							9,533	-
64N112	08-09 National Writing Project									-	-
64N230	Enterprise Center @Plymouth wrkstdy				(677)					677	-
64N244	2017-2018 CRWP, High Need Middle-HS									-	-

PLYMOUTH STATE UNIVERSITY
DETAILED SCHEDULE OF REVENUES, EXPENSES, AND TRANSFERS
FOR THE YEAR ENDED JUNE 30, 2022

Fund	Fund Title	Net Student Tuition	Grant Revenue[1]	Auxiliary Revenue	Appropriations & Other Revenue	Employee Compensation	Supplies and Services	Other Expenses	Transfers In/(Out)	Beginning Fund Balance 06/30/2021	Ending Fund Balance 06/30/2022
64N245	'17-'18 SEED Invitational Leadershp									-	-
64N246	LTER: Hubbard Brook		25,506			(16,034)	(9,472)			-	-
64N248	Littleton NH Scholarships, Math,Bus									-	-
64N255	NHEC TIGER Support FY19									-	-
64N256	FY19 Littleton Scholars,Math,Bus,Ad									-	-
64N261	4 Tools Integrated Cluster		80,443			(77,980)	(2,463)			-	-
64N264	Gr. Lakes Region TIGER									-	-
64N268	Horseshoe Pond Paleoliminology		470			(300)	(170)			-	-
64N269	Amoskeag OBC		20,806			(13,639)	(7,167)			-	-
64N271	FY20 Littleton Scholar Math, Bus									-	-
64N272	Catch My Breath Cohort CVS									-	-
64N274	FY20 Foundation Ctr Support									-	-
64N276	Maps White Mtn		2,020			(270)	(1,750)			-	-
64N277	Online Teaching Professional Develo									-	-
64N279	Foreign Language Study-Enhance Inst									-	-
64N280	NH Human Trafficking Collaborative									-	-
64N281	FY21 Littleton Scholarship									-	-
64N282	FY21 Foundation Ctr Supp									-	-
64N283	ATVing to NH Economy		5,537			(5,034)	(503)			-	-
64N284	YSP: Demo Project Manchester		23,829			(22,213)	(1,616)			-	-
64U045	EPSCoR WATER		(5,906)							5,906	-
64U048	EPSCoR Water - Workforce		(186)							186	-
64U063	INBRE - FY14 Chabot									-	-
64U066	IHE Program Crosswalk		(41)							41	-
64U080	NASA Space Grant FY16-20		(24,936)							24,936	-
64U081	Biomedical bleeding Am. Horseshoe									-	-
64U090	Atmospheric Rvr 4cast Reservoir Ops									-	-
64U100	Dynamics biotic impacts, sediment									-	-
64U101	FY19 INBRE Research Training									-	-
64U105	FY20 INBRE RSTG									-	-
64U106	FY20 INBRE HHE Glucose									-	-
64U108	FIRO Phase 2 YR 1		48,422			(38,618)	(9,804)			-	-
64U109	FIRO, I, Year 5		1,436			(1,222)	(214)			-	-
64U111	CA Atmospheric Rivers, Phase 2		809			(530)	(279)			-	-
64U112	NH Space Grant Consortium	(29,716)	49,056			(18,000)	(1,340)			-	-
64U113	Complex Food-Energy-Water Systems		(3,614)			2,371	1,243			-	-
64U114	INBRE RSTG - FY21		13,850			(6,357)	(7,493)			-	-
64U115	NE Big Data Innovation Hub									-	-
64U116	The Role of Hexosamine Biosynthesis		7,531			(3,806)	(3,725)			-	-
64U117	PSU INBRE		111,602			(55,241)	(56,361)			-	-
64U118	GIS Data Management and Analysis		20,001			(12,562)	(7,439)			-	-
64U120	UNH-TRRE		17,050			(13,982)	(3,068)			-	-
64U121	Research and Decisions Phase 3		13,044			(8,907)	(4,137)			-	-
64U122	Nationwide Eclipse Ballooning Proje		1,039				(1,039)			-	-
64ZADJ	PSU P1 Adjustments				6,668,431					(6,668,431)	-
64ZCLR	PSU Cost Sharing Clearing Fund						18,657		(18,657)	-	-
64ZPSC	Restricted Rev Adjustment- PSU		(203,875)				203,875			20,578	20,578
65C000	PSU Undistributed Salaries									-	-
65C024	PELI Costshare '10-11									449	449
65C028	PASS Scholarship Cost Share '15-'20									-	-
65C034	BienvenueNH, CstShr Coos EcoDevCorp									-	-
65C037	Cost-share Trail Crew Collab. WMNF									-	-
65C039	Cost Share Educ.Tuition Partnershp									-	-
65C040	Cost Share NH Human Trafficking					(13,582)	(5,597)		5,597	-	(13,582)
65C041	Cost Share Leave No Trace									-	-

PLYMOUTH STATE UNIVERSITY
DETAILED SCHEDULE OF REVENUES, EXPENSES, AND TRANSFERS
FOR THE YEAR ENDED JUNE 30, 2022

Fund	Fund Title	Net Student Tuition	Grant Revenue[1]	Auxiliary Revenue	Appropriations & Other Revenue	Employee Compensation	Supplies and Services	Other Expenses	Transfers In/(Out)	Beginning Fund Balance 06/30/2021	Ending Fund Balance 06/30/2022
65C042	Cost Share Maps of the White Mtns					(3,066)	(1,611)		1,611	-	(3,066)
65C043	Cost Share NASA Space Grant					(10,243)	(4,221)		4,221	-	(10,243)
65C044	Cost Share Hydrological Research					(131)				-	(131)
65C045	Cost Share					(15,567)	(7,229)		7,229	-	(15,567)
65C047	Cost Share	(14,000)							14,000	42,000	42,000
65C048	Cost Share									-	-
65C049	Cost Share									-	-
65C050	Cost Share									-	-
65Z000	Grant Holding Account		(1,977)							1,977	-
684127	FY15 Federal Workstudy									-	-
684133	FY16 Federal Workstudy									-	-
684135	FY16 SEOG									-	-
684137	PASS AY15-16									-	-
684138	PASS AY15-16 Scholarship									-	-
684139	FY17 Federal Workstudy									1,584	1,584
684140	FY17 PELL									-	-
684141	FY17 SEOG									-	-
684143	PASS Grant 2016-2017									-	-
684144	PASS Scholarship 2016-2017									-	-
684145	FY18 Federal Workstudy									994	994
684146	FY18 PELL									-	-
684147	FY18 SEOG									-	-
684149	PASS Grant 2017-2018									-	-
684150	PASS Scholarship 2017-2018									-	-
684151	FY19 Federal Workstudy									-	-
684152	FY19 Pell	(200)	200							-	-
684153	FY19 SEOG									-	-
684155	PASS Grant 18-19									-	-
684156	PASS Scholarship 18-19									-	-
684157	FY20 Federal Workstudy								60,888	-	60,888
684158	FY20 PELL	3,345	(3,345)							-	-
684159	FY20 SEOG									-	-
684161	PASS Grant 19-20		151				(151)			-	-
684162	PASS Scholarship '19-'20									-	-
684163	FY21 Federal Workstudy		260,989			453			(102,235)	-	159,207
684164	FY21 PELL	2,495	(2,495)							-	-
684165	FY21 SEOG									-	-
684166	AY21 Direct Loan Program		(4,299)							4,299	-
684167	CARES Act- Student Relief Fund									-	-
684168	CARES - Institutional Aid									-	-
684169	PASS Grant		312,932			(238,193)	(74,739)			-	-
684170	PASS Scholarship	(42,000)	42,000							-	-
684171	FY22 PELL	(4,716,685)	4,718,272							-	1,587
684172	FY22 SEOG	(273,176)	273,176							-	-
684174	FY22 Federal Work Study		257,610			(298,957)			41,347	-	-
684175	PASS Grant 21-22		512			(474)	(38)			-	-
684177	CRRSSA - Student Aid				703,497		(703,497)			-	-
684178	CRRSSA - Institutional Aid									-	-
684179	CARES III-Student Aid				5,303,489		(5,303,489)			-	-
684180	CARES III-Institutional AID				50,000		(50,000)			-	-
684184	FY23 Pell		161			(161)				-	-
693010	18-19 Bevavioral Hlth Wrkfrce Educ									-	-
693012	BHWET Substance-Opioid Disorders									-	-
693013	19-20 Behavioral Hlth Wrkfce Trng									-	-
693015	Behavioral Hlth Workforce 20-21		220,222			(108,447)	(111,775)			-	-

PLYMOUTH STATE UNIVERSITY
DETAILED SCHEDULE OF REVENUES, EXPENSES, AND TRANSFERS
FOR THE YEAR ENDED JUNE 30, 2022

Fund	Fund Title	Net Student Tuition	Grant Revenue[1]	Auxiliary Revenue	Appropriations & Other Revenue	Employee Compensation	Supplies and Services	Other Expenses	Transfers In/(Out)	Beginning Fund Balance 06/30/2021	Ending Fund Balance 06/30/2022
693016	BHWET Pro 2021		440,935			(90,242)	(350,693)			-	-
69Z001	Bienvenue NH: French Speaking Visit									-	-
69Z002	NBRC Annual Econ & Demographic									-	-
69Z003	NBRC Econ. & Demographic YR2									-	-
69Z004	NBRC Annual Eco.Demographic YR3									-	-
69Z005	Economic, Demographic GIS Database									-	-
69Z006	Economic & Demographic FY20									-	-
69Z008	C19 Data Collection NBRC									-	-
69Z009	Development of NBRC Story Map		698			(439)	(259)			-	-
69Z010	NBRC's Report on Funding Directed		5,827			(3,555)	(2,272)			-	-
	TOTAL SPONSORED RESEARCH & PROGRAMS	(5,782,016)	7,938,660	-	12,724,740	(1,276,703)	(6,819,519)	-	14,001	(6,538,540)	260,623
	LOAN FUNDS										
6LF610	PSU Perkins Student Loan Fund				64,111		(58,832)		(82,930)	241,943	164,292
6LF641	PSU Faculty Loan Fund									12,378	12,378
6LF661	Lillian G Worcester Loan				600					69,955	70,555
	TOTAL LOAN FUNDS	-	-	-	64,711	-	(58,832)	-	(82,930)	324,276	247,225
	ENDOWMENT & SIMILAR FUNDS										
6M0001	Bertha H. Fauver Char Gift Annuity				(1,300)					6,655	5,355
6M0002	Wm&Christy Belvin Char Gft Annuity				(2,507)					16,089	13,582
6QC001	PSU Student Activity Endowment				(75,272)					697,542	622,270
6QC002	HPER Alumni Merit Scholarship				(2,135)					19,781	17,646
6QC003	Cindy Kilzen Award				(947)					8,780	7,833
6QC004	New Hampshire Transfer Student Fund				(6,327)					58,633	52,306
6QC005	Roberta T Bartlett Art Scholarship				(7,494)					69,442	61,948
6QC006	Roberta T Bartlett Music Schol				(7,494)					69,442	61,948
6QC007	AllWell Ice Arena Quasi-endmt Fund				(651,205)					6,034,670	5,383,465
6QC008	2011 Campus Community Leader Schl				(17,836)					165,289	147,453
6QC009	John P& June Estelle Ryan Lewis '44				(8,047)					74,571	66,524
6QC010	Norton Bagley '41 Library Endowment				(3,518)					32,601	29,083
6QC011	Barbara Rousseau Quasi Endowed				171,004					-	171,004
6TC001	Ann L Wharton Scholar Endow				(2,274)					44,426	42,152
6TC002	Beatrice Hodgdon Award-Class of '44				(5,938)					55,029	49,091
6TC003	Paul E Arold Mem Scholar				(8,848)					83,085	74,237
6TC004	PSU Class of 1937				(8,451)					78,310	69,859
6TC005	Class of 1941 Emergency Fund				(5,098)					47,242	42,144
6TC006	Scott Descoteaux Scholr Fund				(4,452)					41,258	36,806
6TC007	Donna Ford Fund				(1,045)					9,687	8,642
6TC008	Lillian Groux Mattoon Memorial				(5,073)					47,015	41,942
6TC010	Art Dept (PSU)				(3,338)					32,496	29,158
6TC011	Madie W. Barrett				(9,285)					86,875	77,590
6TC012	Robert L. Boyd				(418)					4,307	3,889
6TC013	Class of 1946 (PSU)				(10,804)					100,115	89,311
6TC014	Class of 1957 (PSU)				(2,324)					21,538	19,214
6TC015	Citizens Bank Endowed Scholars				(5,865)					54,350	48,485
6TC016	Marie Connelly				(3,555)					35,526	31,971
6TC017	Charles L. Currier Mememorial				(3,642)					33,749	30,107
6TC018	William C. & Helen C. Gray				(6,228)					57,714	51,486
6TC019	Myrtle Grover Endowment				(16,504)					152,944	136,440
6TC020	Hartman/Kelly Scholarship				(1,209)					11,202	9,993
6TC021	James & Nancy Hogan Endowed Fund				(6,729)					68,235	61,506
6TC022	Gary David Johnson Mem. Sch.				(4,323)					40,065	35,742
6TC023	Irving Willard Jones Mem Fund				(11,836)					109,680	97,844
6TC024	Margaret 'Peg' Rock Kenyon				(3,132)					29,020	25,888

PLYMOUTH STATE UNIVERSITY
DETAILED SCHEDULE OF REVENUES, EXPENSES, AND TRANSFERS
FOR THE YEAR ENDED JUNE 30, 2022

Fund	Fund Title	Net Student Tuition	Grant Revenue[1]	Auxiliary Revenue	Appropriations & Other Revenue	Employee Compensation	Supplies and Services	Other Expenses	Transfers In/(Out)	Beginning Fund Balance 06/30/2021	Ending Fund Balance 06/30/2022
6TC025	Emma Paulsen Knapp '17 Schola				(1,761)					16,320	14,559
6TC026	Hazel Balch Moore				(9,691)					89,806	80,115
6TC027	Isabelle Murray Scholarship				(1,262)					11,696	10,434
6TC028	Barbara Boyce Oaks				(14,675)					135,996	121,321
6TC029	John F. Ozog Mem.				(5,776)					53,525	47,749
6TC030	PSU AA Scholarship Fund				(30,488)					283,577	253,089
6TC031	PSU Math Dept. Fund				(897)					10,856	9,959
6TC032	Bernice Goodwin Spaulding				(2,343)					21,713	19,370
6TC033	Blanche Colby Stacy Fund				(11,462)					106,216	94,754
6TC034	Harry Preble Swett				(6,137)					56,873	50,736
6TC035	Roi M White				(6,766)					62,697	55,931
6TC036	Dorothy E. Whiting				(1,704)					15,793	14,089
6TC037	Clarice Clark Parker Award				(310)					2,869	2,559
6TC038	Aauw Non-Traditional Student				(2,792)					25,873	23,081
6TC039	Robert J. Doherty '86 Scholars				(1,654)					15,328	13,674
6TC040	David 'Tuck' Grierson Memorial				(1,903)					17,637	15,734
6TC041	John V. Defortis '77 Schshp				(2,089)					19,360	17,271
6TC042	Barbara S Dearborn				(7,682)					73,345	65,663
6TC043	Brennan Hart Memorial Fund				(12,538)					156,818	144,280
6TC044	Hamilton, James Scholarship				(257)					2,384	2,127
6TC045	Ella O Keene Scholarship Fund				(24,391)					226,033	201,642
6TC046	Catherine & Kirk Middlekauf				(2,475)					22,937	20,462
6TC047	Emma Yeaton Wheeler Scholarship				(4,585)					46,744	42,159
6TC048	Lydia Briggs Endowment				(1,374)					12,735	11,361
6TC049	Geneva M Smith Endowed Schol				(18,988)					175,956	156,968
6TC050	Ola Hubbard Scholarship				(90,318)					836,966	746,648
6TC051	Jessie Barnes Metcalf Endowmen				(3,649)					33,814	30,165
6TC052	William L Taylor Memorial Fund				(3,025)					28,084	25,059
6TC053	Jeanette & Richard Collins End				(19,778)					183,285	163,507
6TC054	John V. Miller Jr. Endowment Fund				(2,646)					24,523	21,877
6TC055	Carole Anne Soucie Mem Endow				(1,615)					14,963	13,348
6TC056	M Shine Bateman Mem Schlrshp				(5,623)					60,033	54,410
6TC057	Regina Thornton Mem Schol				(1,381)					12,795	11,414
6TC058	Karl Drerup Art Scholarship				(8,631)					79,987	71,356
6TC059	Norton R Bagley Scholarship				(16,737)					163,229	146,492
6TC060	H B Barton Memorial Scholarsh				(1,625)					21,567	19,942
6TC062	Sally Boland Memorial Schol				(2,166)					20,074	17,908
6TC063	John L Daly Scholarship Fund				(2,952)					31,500	28,548
6TC064	Harold E Hyde Endowed Schol				(10,201)					97,366	87,165
6TC065	C E Brown-Applied Comp Sci Sch				(8,653)					113,978	105,325
6TC066	John K Walsh Scholarship Fund				(2,808)					26,018	23,210
6TC067	Collins Challenge Endowment				(2,353)					21,810	19,457
6TC068	William S Belvin Endow Schol				11,749					49,267	61,016
6TC071	Class of 1952 Gifts				(20,772)					193,770	172,998
6TC072	Grappone Granite State Scholars				(10,200)					94,521	84,321
6TC073	Elaine Gail Vaillant Brown Schl-End				(8,963)					116,853	107,890
6TC074	Morgridge Family Internship Fund				(9,668)					89,592	79,924
6TC075	Barbara Willey '37 Endowment Fund				(21,309)					197,471	176,162
6TC076	N Hopkins '37 & M Hopkins '37 Scho				(2,908)					26,947	24,039
6TC078	Larry K & Dawn Ray Haynes Schol Fun				(4,182)					38,906	34,724
6TC079	Class of 1962 Scholarship Endowment				(6,897)					77,608	70,711
6TC080	Raise the Curtain Endowment Fund				(5,423)					50,292	44,869
6TC081	Barry M Ross '73 Scholarship Fund				(6,959)					64,492	57,533
6TC082	Class of 1951 Endowment				(1,761)					16,317	14,556
6TC084	Doris Dean Palmer '30 Endowed Schol				(2,251)					20,864	18,613

PLYMOUTH STATE UNIVERSITY
DETAILED SCHEDULE OF REVENUES, EXPENSES, AND TRANSFERS
FOR THE YEAR ENDED JUNE 30, 2022

Fund	Fund Title	Net Student Tuition	Grant Revenue[1]	Auxiliary Revenue	Appropriations & Other Revenue	Employee Compensation	Supplies and Services	Other Expenses	Transfers In/(Out)	Beginning Fund Balance 06/30/2021	Ending Fund Balance 06/30/2022
6TC085	Switzer Fund History Prize Endowmen				(4,617)					42,788	38,171
6TC086	Student Affairs Scholarship Endowmt				(2,394)					22,186	19,792
6TC087	Harold C & Martha Zehr Endowment				(2,192)					27,662	25,470
6TC088	Graduate Research Fund Endowment				(2,521)					23,360	20,839
6TC089	Jane E. Babin Scholarship Fund				(2,856)					26,466	23,610
6TC090	Trevorrow Fund for Library Interns				(12,141)					113,845	101,704
6TC091	Heritage Society Endowment				(7,475)					69,272	61,797
6TC092	Morgridge Opportunity Scholarship				(133,244)					1,234,762	1,101,518
6TC093	Debra Underwood Endowed Scholarship				(6,482)					69,651	63,169
6TC094	Merilee Phillips Accounting Endowme				(1,293)					11,979	10,686
6TC095	Donald P. Wharton Endowment				(5,858)					54,289	48,431
6TC096	Michelle Morse Mem Schol Endowmnt				(5,349)					50,437	45,088
6TC098	Hanaway Endowmnt for the Perf Arts				(13,272)					122,995	109,723
6TC099	Mehmet & Sepril Canlar Endow Schol				(1,013)					9,389	8,376
6TC100	Eastman-PMK/TKE Schol Endmt				(1,537)					40,132	38,595
6TC101	Ruth Birch Marzec '48 Schl End				(44,151)					409,143	364,992
6TC102	James W Tethers Endowed Schol				(2,097)					19,431	17,334
6TC103	J Philip & Eva M Duguay Schol				(2,078)					19,259	17,181
6TC104	Stevens-Bristow Professorship				(13,462)					124,753	111,291
6TC105	Imagine A Way Schol Endowment				(7,037)					65,212	58,175
6TC106	Wixson Endowed Prof of Math				(7,190)					66,628	59,438
6TC107	Eugene & Joan Savage Edu Award				(8,583)					85,913	77,330
6TC108	Patricia Stips Lamson Library End				(11,640)					107,870	96,230
6TC109	Patricia Stips Scholarship Endowmnt				(23,159)					214,609	191,450
6TC110	Forrest M & Opal M Steen Schol				(2,063)					19,116	17,053
6TC111	B Dearborn Endowed Art Schol				(3,924)					42,332	38,408
6TC112	Mary Campbell Staff Schol Endowment				(2,143)					68,185	66,042
6TC115	Gary K Richey Endowed Schol				(1,509)					15,201	13,692
6TC116	George & Helen Koehler Endowed Fund				(4,057)					37,600	33,543
6TC117	Janet Sanford Kelliher Endowed Schl				(3,407)					69,427	66,020
6TC118	Kent Criminal Justice Spirit Award				(1,671)					15,481	13,810
6TC119	Lovett Fund for Ctr for the Envir				(2,839)					26,313	23,474
6TC120	Dennise Maslakowski Grad Ed Schol				(13,057)					122,431	109,374
6TC121	Mary Rita Hyde '62 Mem Schol				(3,052)					31,118	28,066
6TC122	Meg Petersen Endowed Scholarship				(4,871)					45,135	40,264
6TC123	Hage-Diversity & Intern'l Initiativ				(5,924)					55,895	49,971
6TC124	Trimpi Endwmnt-Perf Study Talent Gr				(19,506)					180,759	161,253
6TC125	Matthew S Budrow '06 Mem End Schol				(3,331)					64,939	61,608
6TC126	Richardson '13 Captain's Chall Schl				(25,105)					232,648	207,543
6TC127	Helen Abbott '39 Prfshp Envir Stud				(4,884)					203,733	198,849
6TC128	Norman '37 & Cecile Demers Schol				(8,047)					74,571	66,524
6TC129	Supporting Our Stdnts Faculty Schol				(2,662)					78,508	75,846
6TC130	Marrapese Keep NH Lakes Clear Schol				(4,487)					51,163	46,676
6TC131	Sharon R Parish Mem Schol				(8,046)					74,560	66,514
6TC132	Bernier Athletic Training Scholrshp				(2,725)					32,125	29,400
6TC133	Schlesinger Mem Schol in Poli Sci				(5,206)					57,012	51,806
6TC134	Mark E. Bates '75 Meml Schol				18,406					235,549	253,955
6TC135	McCabe Leadership Scholarship Fund				(3,499)					32,427	28,928
6TC136	Robert & Margot Swift Endowed Schol				(6,034)					91,900	85,866
6TC137	Wiggett Family Student Support Endw				(1,538)					14,252	12,714
6TC138	Estes German Study Abroad Schol				(3,888)					36,032	32,144
6TC139	Carleton Parish Social Science Sch				(3,419)					31,684	28,265
6TC140	UNIQUE Endowment Alloc Plan-PSU				(214,366)					15,568,734	15,354,368
6TC141	Estes Endowed Mathematics Schol				(4,030)					64,462	60,432
6TC142	Burton '62 Public Service Schol				(4,831)					58,752	53,921

PLYMOUTH STATE UNIVERSITY
DETAILED SCHEDULE OF REVENUES, EXPENSES, AND TRANSFERS
FOR THE YEAR ENDED JUNE 30, 2022

Fund	Fund Title	Net Student Tuition	Grant Revenue[1]	Auxiliary Revenue	Appropriations & Other Revenue	Employee Compensation	Supplies and Services	Other Expenses	Transfers In/(Out)	Beginning Fund Balance 06/30/2021	Ending Fund Balance 06/30/2022
6TC143	Thurston-Cheney Performing Arts				(4,158)					38,529	34,371
6TC144	Reverend Sidney Lovett Scholarship				(7,921)					159,115	151,194
6TC145	Louise McCormack Endowed Fund				(1,698)					15,775	14,077
6TC146	Jonathan & Cornelia Hall Endow Schl				(13,578)					125,826	112,248
6TC147	CGSB Award Endowment Fund				(12,735)					123,439	110,704
6TC148	Kathleen Arecchi Memorial Scholar				4,850					36,425	41,275
6TC149	Kelsey North Country Scholars Endow				(40,194)					372,475	332,281
6TC150	The Fischler Family Scholars Endowm				(4,112)					38,103	33,991
6TC151	Holmes-Pattee-Haggart Family Schola				(100,212)					928,655	828,443
6TC153	Marjorie Stokes Environ Scholarship				(1,533)					14,202	12,669
6TC154	Holmes-Pattee-Haggart Family Endowm				(100,212)					928,654	828,442
6TC155	The McLane Family Fellowship				(29,565)					273,980	244,415
6TC156	Ellen Morin '52 Endowment				(2,062)					19,108	17,046
6TC157	Plant Endowed Nursing Scholarship				(2,767)					36,431	33,664
6TC159	Henry and Ethel Vittum Scholarship				(6,389)					59,202	52,813
6TC162	Joseph & Gail White Graduate Fellow				(19,340)					179,221	159,881
6TC163	The Bonnie & Charles Still Scholars				(3,987)					36,947	32,960
6TC164	Zachary Frank Memorial Endowed Scho				(3,511)					32,540	29,029
6TC165	Gary & Elizabeth Lowe End Schlrshp				(5,281)					48,938	43,657
6TC166	Steve Vaillancourt Endowed Fund				(832)					7,710	6,878
6TC167	Joseph McCaffrey Endowed Fund				(3,490)					32,340	28,850
6TC168	Bette De Rocher '61 Endowed Fund				(1,343)					12,444	11,101
6TC169	David & Martha Talbot Endowed Schol				(5,432)					52,199	46,767
6TC170	Ryan Chadwick Endowed Scholarship				(3,163)					29,316	26,153
6TC171	Nancy & Thomas Gravina Endowed Scho				10,496					51,041	61,537
6TC172	Mary E Campbell '91 Schl Endowment				(3,656)					33,884	30,228
6TC173	Dr Millard Thomson Endow Piano Fund				(3,183)					29,497	26,314
6TC174	Womens Circle of Giving Endowed Sch				4,247					37,899	42,146
6TC175	Colin Graham Schol Endowed Fund				(1,745)					25,112	23,367
6TC176	ECheney Studio Theatre Endowed Fund				165					29,996	30,161
6TC177	Craig Souza Endowed Professorship				(3,505)					50,436	46,931
6TC178	Jay Moskowitz Endow Art Music Schol				(1,551)					25,541	23,990
6TC179	FPS Kappa Delta Phi Endowed Schol				2,742					30,248	32,990
6TC180	Garnsey Family Endowed Scholarship				(1,752)					25,217	23,465
6TC181	Class of '63 Panther Scholarship				(1,247)					25,000	23,753
6TC182	Diehl Memorial Endowed Scholarship				(1,975)					35,316	33,341
6TC183	PSU Nursing Endowed Scholarship				(3,052)				25,030	-	21,978
6TC184	Charles A. Wood Jr.'72 Endowed Schl									-	-
6TC185	Stevens Endowed Scholarship Fund				39,562					-	39,562
6TC186	Worthen Vascak Endowed Scholarship				(3,076)				25,000	-	21,924
6TC187	Wisinski Family Endowed Scholarship				(2,808)				25,000	-	22,192
6TC188	Dearborn & May Endowed Scholarship				(3,550)				25,000	-	21,450
6TGGEN	Budget Only-True Endowment									-	-
	TOTAL ENDOWMENT & SIMILAR FUNDS	-	-	-	(2,211,063)	-	-	-	100,030	37,732,178	35,621,145
	PLANT FUNDS										
6N0ADJ	PSU Net Invested in Plant Adjust				3,700		(350,000)		(3,700)	(100,000)	(450,000)
6NG001	PSU Net Invested in Plant				(758,064)		113,800	(8,289,080)	4,806,637	179,425,903	175,299,196
6NG002	PSU Equipment				(75,861)			(898,356)	271,875	4,247,611	3,545,269
6NG007	2001 HEFA DEBT							(219,734)	570,431	(5,550,346)	(5,199,649)
6NG009	2001R HEFA DEBT							(75,385)	672,690	(1,884,634)	(1,287,329)
6NG011	2002 HEFA Refunding Debt									-	-
6NG013	2006B-2 HEFA DEBT							(364,865)	800,393	(9,121,628)	(8,686,100)
6NG015	2005A HEFA DEBT							(430,583)	943,320	(10,743,454)	(10,230,717)
6NG023	2006 HEFA Debt							(512,308)	1,114,833	(12,644,606)	(12,042,081)

PLYMOUTH STATE UNIVERSITY
DETAILED SCHEDULE OF REVENUES, EXPENSES, AND TRANSFERS
FOR THE YEAR ENDED JUNE 30, 2022

Fund	Fund Title	Net Student Tuition	Grant Revenue[1]	Auxiliary Revenue	Appropriations & Other Revenue	Employee Compensation	Supplies and Services	Other Expenses	Transfers In/(Out)	Beginning Fund Balance 06/30/2021	Ending Fund Balance 06/30/2022
6NG050	PSU Leases and SBITAs				(51,614)		70,800	(65,877)		55,267	8,576
6NG09A	2009A HEFA DEBT							(467,645)	970,821	(12,931,859)	(12,428,683)
6NG15A	PSU 2015A HEFA Debt							(222,312)	450,917	(7,776,789)	(7,548,184)
6NG16A	PSU 2016A HEFA Debt							(921,325)	4,094,424	(33,508,800)	(30,335,701)
6NGIFB	PSU Internal Borrowings									-	-
6X0ADJ	PSU Unexpended Plant Adjustments						4,816,244		(4,806,637)	(9,607)	-
6XB050	Facilities Repair & Adaption				(39,204)		(774,961)		1,329,863	4,489,015	5,004,713
6XB179	Safety/Environmental						(186,083)		60,000	160,830	34,747
6XB291	Facilities Deferred Maintenance						(612,545)		1,735,570	7,865,964	8,988,989
6XB309	PSU All Well North									-	-
6XB325	Merrill Place Res Hall								(2,356,611)	2,356,611	-
6XB326	Health Hum Perf Phys Ed Ctr									-	-
6XB328	D&M 1st Floor									-	-
6XB331	Smith Hall Renovation								(364,796)	364,796	-
6XB334	D&M 4th Floor									-	-
6XB335	HUB Rubber Roof Replacement									-	-
6XB336	Episcopal Church Renovation									12	12
6XB338	Dining Program - Phase I SU '19						(1,462)		(912,126)	1,006,179	92,591
6XB339	Turf Phase I - Field & Lights						(110,452)		(87,996)	521,072	322,624
6XB342	PE Center Rooftop Solar Array									-	-
6XB343	Holderness Pump Station				78,408					39,204	117,612
6XB345	Dining Program - Phase II									-	-
6XB346	D & M Air Conditioning - 4th Floor						(48,842)			59,140	10,298
6XB347	Allwell North Floor Replacement						(1,802,324)		257,454	1,544,870	-
6XB348	D & M 1st Floor Timber Pile Repair						(49,641)			52,035	2,394
6XB349	Boyd Roof Replacement						(643,508)		704,590	-	61,082
6XB350	D&M 4th Fl Electr.Tech&Robotics Lab						(300,280)		430,500	-	130,220
6XB351	ALLWell No Phase III-Strength&Cond						(1,219,941)		1,219,941	-	-
6XB352	D&M Fire Alarm Replacement						(13,500)		219,800	-	206,300
6XB353	Hyde Hall Project						(114,000)		114,000	-	-
6XB354	Pemi Hall Upgrades						(37,748)		37,748	-	-
6XF000	IFB Hold									-	-
6XF001	Energy Conservation Projects				31,110		(1,740)			-	29,370
6XF006	Purchase Of Property - PSU									188,269	188,269
6XF024	ITS Networking Projects								50,000	526,084	576,084
6XF026	Infrastructure IFB									-	-
6XF031	Ice Arena Repair & Renovation						(148,095)			1,342,675	1,194,580
6XF036	Museum of the White Mtns IFB									-	-
6XF038	PSU CNG Project									48,217	48,217
6XF040	Samuel Read IFB									-	-
6XF041	Steam Lines Phase I IFB									-	-
6XF042	ALLWell North IFB									-	-
6XF043	Steam Lines Phase II IFB									-	-
6XGGEN	Budget Only - Unexpended Plant									-	-
6XS042	HUB Recreation 04									-	-
	TOTAL PLANT FUNDS	-	-	-	(811,525)	-	(1,414,278)	(12,467,470)	12,323,941	110,022,031	107,652,699
TOTAL PLYMOUTH STATE UNIVERSITY		**$ 40,987,104**	**8,142,535**	**31,740,867**	**28,038,619**	**(47,067,391)**	**(36,575,441)**	**(17,961,197)**	**7,876,852**	**128,192,576**	**143,374,524**

[1] Grant Revenue includes Federal Pell Grants (when applicable) which is shown in nonoperating revenues/expenses on the summary statement of revenues, expenses, and changes in net position

KEENE STATE COLLEGE
DETAILED SCHEDULE OF REVENUES, EXPENSES, AND TRANSFERS
FOR THE YEAR ENDED JUNE 30, 2022

Fund	Fund Title	Net Student Tuition	Grant Revenue[1]	Auxiliary Revenue	Appropriations & Other Revenue	Employee Compensation	Supplies and Services	Other Expenses	Transfers In/(Out)	Beginning Fund Balance 06/30/2021	Ending Fund Balance 06/30/2022
	GENERAL OPERATING & OTHER RESTRICTED FUNDS										
5AG106	Other Postemployment Bnft (OPEB)					21,368				(496,727)	(475,359)
5U0000	Keene General Operating	33,478,095	903,984		13,989,636	(37,664,615)	(7,391,203)	(4,037,034)	(346,056)	(26,179,853)	(27,247,046)
5U0ADJ	KSC Unrestricted Adjustments						823,398		(199,667)	-	623,731
5WG106	Other Postemployment Bnft (OPEB)					364,188				(8,466,283)	(8,102,095)
	TOTAL GENERAL OPERATING & OTHER UNRESTRICTED FUNDS	33,478,095	903,984	-	13,989,636	(37,279,059)	(6,567,805)	(4,037,034)	(545,723)	(35,142,863)	(35,200,769)
	INTERNALLY DESIGNATED										
5D00NC	KSC E&G non-capital R&R						(490,044)		490,044	-	-
5D0ADJ	KSC Int Desig Adjustments						(1,903,065)		(41,435)	-	(1,944,500)
5DA101	VPAA Indirect					(51,668)	(32,485)		53,189	788,741	757,777
5DA103	Academic Affairs Symposia Fund						(5,060)		5,000	28,556	28,496
5DA104	Faculty Development						(44,231)		55,000	144,142	154,911
5DA105	Student Development								(29,716)	29,716	-
5DA107	Writing Task Force									3,412	3,412
5DA108	Academic Enrichment Program					(11,731)	(10,051)			134,503	112,721
5DA110	Global Education Office (GEO)	140,708				(122,189)	(121,027)			332,687	230,179
5DA111	Ecuadorian									841	841
5DA112	Wolverhaven Exchange Program									255	255
5DA113	Extended Ed Designated	76,384			115,880	(138,375)	(23,638)			213,833	244,084
5DA114	National Science Foundation Cost									8,480	8,480
5DA115	Resource25 Event									3,780	3,780
5DA116	Honor's Program Trip - A									18,242	18,242
5DA117	Honor's Program Trip - B				63,405		(68,238)			7,615	2,782
5DA118	Enhancing Research								19,946	184,805	204,751
5DA119	NH DOE Statewide Educators Conf									1,218	1,218
5DA120	#N/A									-	-
5DA122	Young Entrepreneur's Academy									3,492	3,492
5DA123	Center for Creative Inquiry									3,290	3,290
5DA124	Continuing Ed-OSHA						(86)		86	-	-
5DD001	Goodell Schl for Ed. & Student Trav	(17,516)			15,932					1,586	2
5DE101	President Support						(477)			1,313	836
5DE102	Commission on Status of Women					(163)	(1,883)			16,430	14,384
5DE103	Hazel S. Hamilton Endow Payout				5,417		(5,383)			29,807	29,841
5DE200	Advancement - Internally Designated				151,899	(16,494)	(117,817)			197,710	215,298
5DE201	Advancement Unrestricted Gifts	(2,071)			111,511		(3,549)		(93,141)	197,757	210,507
5DE202	Alumni Designated Fund				24,085		(11,825)			96,267	108,527
5DE203	Alumni Center Facility									9,540	9,540
5DE205	Centennial Campus Community									23	23
5DE206	Family/Parent Relations								(16,185)	16,185	-
5DE207	Development-Secure Financial Future						(183,216)		73,675	118,633	9,092
5DE208	Esther A Moreau '32 Memorial Alum						(22,000)			22,239	239
5DE209	KSC Parent & Family Services	(2,548)								5,135	2,587
5DE210	Morin, Ellen Strategic Gift Fund						(56,250)			181,366	125,116
5DF100	Finance & Planning Internally Desig									-	-
5DF101	Faculty Enrichment									14,183	14,183
5DF102	NE Association of A.P.P.A.									198	198
5DF104	Student Union Accounting									538	538
5DF105	#N/A									-	-
5DF106	#N/A									-	-
5DF108	Utility Contingency								(200,000)	200,000	-
5DF109	#N/A									-	-
5DF110	#N/A									-	-
5DF111	IT Replacement Equipment						(68,108)			89,887	21,779
5DF112	Print and Mail Services								719	(719)	-

KEENE STATE COLLEGE
DETAILED SCHEDULE OF REVENUES, EXPENSES, AND TRANSFERS
FOR THE YEAR ENDED JUNE 30, 2022

Fund	Fund Title	Net Student Tuition	Grant Revenue[1]	Auxiliary Revenue	Appropriations & Other Revenue	Employee Compensation	Supplies and Services	Other Expenses	Transfers In/(Out)	Beginning Fund Balance 06/30/2021	Ending Fund Balance 06/30/2022
5DF113	One Card Project								(60)	60	-
5DF114	Institutional Research									3,396	3,396
5DF115	Canvas Migration								(116,487)	116,487	-
5DF116	Behavioral Health Improvement Inst					(228,141)	(33,934)		272,835	154,203	164,963
5DG100	General Institutional-Int Designate				84,593		7,081		(700,000)	1,045,696	437,370
5DG101	KSC Savings Incentives								(500,000)	500,000	-
5DG21A	Covid 19 - Cleaning									(160,108)	(160,108)
5DG21B	Covid 19 - Facility Modifications						(41,223)			(92,201)	(133,424)
5DG21C	Covid 19 - Hand Sanitizer									(751)	(751)
5DG21D	Covid 19 - Other Program Support					(96,691)	(20,468)			(242,753)	(359,912)
5DG21F	Covid 19 - PPE						(5,036)			(77,139)	(82,175)
5DG21H	Covid 19 - Tracing & Testing					(180,493)	(2,276,060)			(7,570,849)	(10,027,402)
5DG21I	Covid 19 - Signage and Safety						(1,461)			(11,596)	(13,057)
5DG21J	Covid 19 - Waste Water Testing						(46,141)			(100,928)	(147,069)
5DG21K	Covid 19 - URI Trailer					(15,339)	(4,850)			(250,200)	(270,389)
5DGCNT	KSC Contingency Reserve								(997,085)	997,085	-
5DGEMC	Enrollment Management								(263,847)	263,847	-
5DGERP	CERP-COVID Enhanced Retirement KSC					1,052,400			9,071,329	(10,123,729)	-
5DGESP	CESP-COVID Enhanced Separation KSC					(5,542,732)			6,865,313	(1,322,581)	-
5DGHIF	KSC Health Initiatives Fund					(49,084)			23	247,229	198,168
5DGIFB	KSC IFB Balances								1,142,207	(1,730,644)	(588,437)
5DGINV	KSC Inventories Designated								(55,036)	60,243	5,207
5DGISP	CISP-COVID Invol Severance Pol KSC					(95,747)				(108,810)	(204,557)
5DGSTF	KSC Separation Fund					53,204				5,537	58,741
5DH100	Theatre & Dance Designated Fund				10,381		(30,170)		12,650	20,822	13,683
5DH101	Arts & Humanities Indirect Cost						(1,000)		1,104	13,019	13,123
5DH102	Music Performance				11,945	(1,708)	(4,223)			6,028	12,042
5DH104	Arts Center Presenting Series				2,052	(163)	(36,416)		33,150	1,978	601
5DH105	CALL				111,330	(47,695)	(2,482)			446,543	507,696
5DH107	Jonathan Daniels									1,096	1,096
5DH108	KSC Film									9	9
5DH109	Thorne Art Gallery Designated									5,818	5,818
5DH111	Summer Reading Program								(12,981)	12,981	-
5DH112	Holocaust Studies Field Trips									3,340	3,340
5DH113	New England ACDFA Regional Conf									4,901	4,901
5DH115	Professional Enhance Carry Fwd-A&H					(542)	(15,282)			239,783	223,959
5DH116	Film Studies Production Class 1				1,100		(1,108)			8	-
5DH117	Film Studies Production Class 2									1	1
5DH118	Film Studies Production Class 3									17	17
5DH119	Musical Instrument Replacement Fund						(17,053)		17,000	13,805	13,752
5DH120	Film Studies Production Class 4									77	77
5DH124	Medieval & Renaissance Forum				3,367		(2,491)			2,086	2,962
5DJ101	NCAA Athletics/Recreation	1,378,239			187,808	(1,168,301)	(630,606)		295,479	(21,568)	41,051
5DJ104	Athletics Fundraising Generic				17,068		(15,529)			49	1,588
5DJ105	Fundraising-swim team									37,980	37,980
5DJ106	Fundraising-mens basketball				485		(524)			39	-
5DJ107	Fundraising-mens baseball				21,145		(39,029)			41,150	23,266
5DJ108	Fundraising-mens soccer				7,250	(3,740)	(875)			931	3,566
5DJ109	Fundraising-womens basketball				6,017		(4,234)		1,575	-	3,358
5DJ110	Fundraising-field hockey				1,095					1,045	2,140
5DJ111	Fundraising-womens soccer				1,200		(5,454)		8,000	10,547	14,293
5DJ112	Fundraising-womens softball				17,128		(14,442)			22,669	25,355
5DJ113	Fundraising mens cross country				655		(1,260)			2,571	1,966
5DJ116	Fundraising-men's lacrosse				43,639		(28,752)		(14,768)	-	119
5DJ117	Fundraising-women's volleyball				235		(50)			88	273

KEENE STATE COLLEGE
DETAILED SCHEDULE OF REVENUES, EXPENSES, AND TRANSFERS
FOR THE YEAR ENDED JUNE 30, 2022

Fund	Fund Title	Net Student Tuition	Grant Revenue[1]	Auxiliary Revenue	Appropriations & Other Revenue	Employee Compensation	Supplies and Services	Other Expenses	Transfers In/(Out)	Beginning Fund Balance 06/30/2021	Ending Fund Balance 06/30/2022
5DJ118	Fundraising-women's lacrosse				11,254		(5,562)		(5,727)	99	64
5DJ120	Women's Soccer Camp				40,914	(23,154)	(11,015)		(8,000)	9,662	8,407
5DJ121	Camp-Basketball				38,000	(28,101)	(11,145)			2,530	1,284
5DJ122	Sports Camp-Cross Country						(324)			1,489	1,165
5DJ123	Women's Basketball Camp				14,050	(8,394)	(4,043)		(1,575)	14,502	14,540
5DJ124	Athletics Post Season				15,350		(42,013)			76,194	49,531
5DJ125	Fundraising-cheerleading				21,076		(20,462)			-	614
5DL100	Library Ind. Cost Distrib Int. Desi									2,500	2,500
5DL115	Professional Enhance Carry Fwd-Lib									16,179	16,179
5DP100	Professional Studies-Int Designated									1,109	1,109
5DP101	Professional Studies Indirect Cost								(33,000)	171,513	138,513
5DP102	Manufacturing Enterprise Class									250	250
5DP104	Diet Internship								(175,000)	175,000	-
5DP105	OSHA Allocation Safety Program								(23)	23	-
5DP109	Children's Literature Festival									33,137	33,137
5DP110	Story Telling Conference									976	976
5DP111	Summer Institutes									1,565	1,565
5DP113	Diverse Voices									10,462	10,462
5DP114	Biodiesel Study Project									5,435	5,435
5DP116	Safety Indirect Recoveries									2,645	2,645
5DP117	Biodiesel Operations									100,540	100,540
5DP118	SouthWest Center at KSC	35,000			26,625	(31,290)	(5,408)			110,606	135,533
5DP119	KSC Nursing Program									23,538	23,538
5DP122	Early Sprouts Garden Nutrition Prog				240					40,337	40,577
5DP123	NH Workwise OSHA NON-21(d)									4,436	4,436
5DP124	Education Indirect Cost								414	4,343	4,757
5DP125	Public Health Indirect Cost									815	815
5DP126	Architecture & SPDI Indirect Cost								1,963	1,775	3,738
5DR100	Student Affairs-Int Designated				1,922				1,789	107,782	111,493
5DR101	Pepsi Partnership	(42,000)			75,949		(13,131)			404,624	425,442
5DR103	Enrollment Planning									4,644	4,644
5DR201	HMS & Judicial System Project									28,223	28,223
5DR301	Student Center									180	180
5DR302	KSC Student Activity Fee	623,410			143,947	(45,154)	(482,934)		(72,679)	1,410,616	1,577,206
5DR303	KSC Class Dues	28,163			3,080	(163)	(39,230)		(3,265)	35,933	24,518
5DR304	Student Activities-Equinox				143	(30,478)	(31,428)		72,679	33,535	44,451
5DR401	Delta Mu Delta				1,335		(1,310)			2,409	2,434
5DR403	Gamma Theta Upsilon									643	643
5DR404	Kappa Delta Pi				354		(149)			716	921
5DR405	Kappa Mu Epsilon						(225)			1,044	819
5DR406	Omicron Delta Epsilon									208	208
5DR407	Phi Alpha Theta				300		(305)			84	79
5DR409	Phi Delta Phi									192	192
5DR411	Phi Sigma Iota									132	132
5DR412	Psi Chi				92					1,355	1,447
5DR413	Rho Sigma Kappa									686	686
5DR415	Sigma Tau Delta									689	689
5DR416	Inter-Fraternity Council				2,350		(4,417)			3,911	1,844
5DR417	Panhellenic				11,684		(16,938)			10,166	4,912
5DR418	Comm Service Int'l Service Programs									113	113
5DR419	KSC Operating Staff Council								(250)	250	-
5DR420	Nat'l Society of Collegiate Scholar									515	515
5DR421	Lambda Pi Eta									227	227
5DR422	Upsilon Pi Epsilon									18	18
5DR423	Alpha Kappa Delta									61	61

KEENE STATE COLLEGE
DETAILED SCHEDULE OF REVENUES, EXPENSES, AND TRANSFERS
FOR THE YEAR ENDED JUNE 30, 2022

Fund	Fund Title	Net Student Tuition	Grant Revenue[1]	Auxiliary Revenue	Appropriations & Other Revenue	Employee Compensation	Supplies and Services	Other Expenses	Transfers In/(Out)	Beginning Fund Balance 06/30/2021	Ending Fund Balance 06/30/2022
5DR425	Order of Omega				570		(491)			308	387
5DR426	Pi Sigma Alpha - Poli Sci Honor Soc									275	275
5DR427	Zeta Chi Rho				280					1,431	1,711
5DR428	Alpha Psi Omega				289					1,725	2,014
5DR429	Counseling Center Indirect Cost								671	504	1,175
5DRLNC	Community Living - Non Capital Proj						(435,415)		500,000	-	64,585
5DS100	Sciences-Int Designated									34,319	34,319
5DS101	Sciences Indirect Cost								(14,326)	443,246	428,920
5DS102	Geography Field Trips									19	19
5DS103	Cartography									6,147	6,147
5DS105	Small Business Institute									4,093	4,093
5DS108	Geographic Alliance									56,848	56,848
5DS110	Stable Isotope and Spectromety									14,532	14,532
5DS111	Rwanda Trip									1,741	1,741
5DS114	Biology Field Trips									191	191
5DS115	Professional Enhance Carry Fwd-Sci						(179)			393,475	393,296
5DS116	NE Intercollegiate Geological Conf									3,670	3,670
5DS117	Psychology Indirect Cost									8,028	8,028
5DS118	Biology Indirect Cost						(3,751)		4,991	22,224	23,464
5DS119	Chemistry Indirect Cost						(13,524)		2,524	13,764	2,764
5DS120	Environmental Studies Indirect Cost								312	4,583	4,895
5DS122	Computer Science Indirects									946	946
5DS123	CTE Programming				4,250					-	4,250
5DS124	Safety Career Fair				19,350		(7,569)			-	11,781
5DT100	Central Stores-Designated						(51,161)		51,672	6,995	7,506
5DT102	KSC ROCKS Fund									9,330	9,330
	TOTAL INTERNALLY DESIGNATED	2,217,769	-	-	1,450,026	(6,832,126)	(7,643,634)	-	15,700,753	(10,535,997)	(5,643,209)
	AUXILIARY										
5A0ADJ	KSC Auxiliary Adjustment						64,831		(245)	-	64,586
5AA101	SPUR									76,210	76,210
5AA102	Continuing Ed-OSHA			1,541,480		(758,368)	(384,460)	(9,279)	(272,000)	1,498,138	1,615,511
5AA103	Small Business								(76)	76	-
5AA104	Link Program	(3,287)				(13,225)	(12,019)			57,726	29,195
5AA105	Arts Center Facility			57,971		(24,808)	(21,314)			87,573	99,422
5AA110	Art Center Rental Tickets									660	660
5AF103	Bookstore						147			1,066,108	1,066,255
5AF104	Telecom								(940,119)	940,119	-
5AF105	Owl Card Operations			12,725			(139,026)		143,416	83,526	100,641
5AJ100	Campus Recreation & Fitness			1,475,797	174,244	(314,402)	(286,679)		(722,956)	1,865,283	2,191,287
5AJ101	Gym/Pool Use			3,360			(11,957)		(10,740)	19,337	-
5AR101	Parking & Shuttle Services			400,694	12,818	(176,952)	(88,424)			592,652	740,788
5AR102	Student Center			2,012,651	276,400	(492,335)	(700,674)		(846,134)	1,728,212	1,978,120
5AR103	Food Court Facility Use									4,670	4,670
5AR104	College Camp Operations			19,250		(3,307)	(3,747)	(5,693)		134,145	140,648
5AR105	Facility Rental (Non-Gym)									19,000	19,000
5AR106	Student Conduct Fines			90,681			(41,922)			424,613	473,372
5AR107	Conference Services			95,737		(168,055)	(22,027)		26,995	67,349	(1)
5AR200	Community Living			13,858,282	1,095,670	(465,165)	(5,835,024)	(3,751)	(5,985,182)	(141,289)	2,523,541
5AR201	Carle Hall Prog								(6,506)	6,506	-
5AR203	Residence Hall Organization								(25,037)	25,037	-
5AR204	East Halls Programming								(3,688)	3,688	-
5AR205	Huntress/Fiske Prog								(3,555)	3,555	-
5AR206	Holloway Hall Prog								(2,207)	2,207	-
5AR207	Randall/Monadnock Programs								(1,115)	1,115	-

KEENE STATE COLLEGE
DETAILED SCHEDULE OF REVENUES, EXPENSES, AND TRANSFERS
FOR THE YEAR ENDED JUNE 30, 2022

Fund	Fund Title	Net Student Tuition	Grant Revenue[1]	Auxiliary Revenue	Appropriations & Other Revenue	Employee Compensation	Supplies and Services	Other Expenses	Transfers In/(Out)	Beginning Fund Balance 06/30/2021	Ending Fund Balance 06/30/2022
5AR208	Owls Nest/1 Butler Ct Programs								(6,703)	6,703	-
5AR209	The Apartments								(4,178)	4,178	-
5AR210	Resident Asst Organization								(89,202)	89,202	-
5AR211	Hall Council								(8,649)	8,649	-
5AR214	Carle Hall Summer Concession								(6,425)	6,425	-
5AR215	Res Life Student Services								(18,356)	18,356	-
5AR216	Living Learning Community Programs								(13,676)	13,676	-
5AR217	Dining			7,246,811			(6,289,732)		(1,052,376)	1,359,955	1,264,658
5AR300	Center for Health and Wellness			669,740	7,357	(486,125)	(279,620)		3,365	302,129	216,846
5AR301	Counseling Center			657,225	6,254	(679,255)	(182,552)			219,709	21,381
	TOTAL AUXILIARY	(3,287)	-	28,142,404	1,572,743	(3,581,997)	(14,234,199)	(18,723)	(9,845,349)	10,595,198	12,626,790
	RESTRICTED GIFTS & ENDOWMENT INCOME										
5G0ADJ	KSC Restricted Gift Adjustments						85,012		(68,686)	93,774	110,100
5G0HST	Old Gifts--Convert Only									25	25
5GA101	Academic Affairs Generic Gifts									3,726	3,726
5GA102	Sidore Series				5,000		(7,739)			9,489	6,750
5GA103	Kristallnacht Gift									202	202
5GA105	Career Service Coop Gift						(13,525)			46,251	32,726
5GA106	Nat'l and Internat'l Exchange Gift				1,000					764	1,764
5GA107	Ewing World Affairs Payout				7,110		(5,881)			16,823	18,052
5GA109	Adult Learners Services Gift Fund									2,395	2,395
5GA110	Continuing Ed Conference Fund									5	5
5GA112	White/von Sell Fellowshp for Clergy									6,058	6,058
5GA114	CCHS Holocaust Museum Trip Gift Fun									6,247	6,247
5GA115	Academic Service-Learning Initiativ									27,268	27,268
5GA116	Honors Study Abroad Program									2,520	2,520
5GA117	Honors Program Gift Fund				10,000		(3,370)			36,010	42,640
5GA119	American Democracy Project Gift Fnd									3,076	3,076
5GA120	KSC Undergraduate Research Fund				5,000	(6,536)			903	3,500	2,867
5GA122	CALL Pragram Gift Fund				200					14,365	14,565
5GA123	YEA ! Young Entreprenurs Gift Fund									3,850	3,850
5GA124	KSC Chapter of ASSE Gift Fund				500					9,533	10,033
5GA125	Kids on Campus STEM Scholar Fund				3,025		(1,275)			18,419	20,169
5GA126	STEM Initiative				32,100	(28,455)	(5,615)			57,293	55,323
5GA128	Kids on Campus GO STEM Camp				600		(980)			2,434	2,054
5GC101	Office of Diversity/Multiculturalis				200					10,371	10,571
5GD001	Ruth Burnham Paige Schol Payout	(3,028)			3,028					1	1
5GD002	Music Dept Scholarship Payout	(3,054)			1,801					3,054	1,801
5GD003	Granite State Scholars Schol Payout	(3,153)			3,153					1	1
5GD004	Menard, Kendall & Carlene Schol Pay	(1,293)			1,293					1	1
5GD006	Ann Waling-Women's Studies Recog Aw	(200)								200	-
5GD007	Morgan, Deb Mem Scholarship payout	(2,490)			2,490					1	1
5GD009	Nutrition Comm Serv Schol -Payout				1,362					1	1,363
5GD010	Anita Nestor Nutrition Schol-Payout	(1,316)			1,316					1	1
5GD011	Class of 54 Education Schol-payout	(1,469)			1,469					1	1
5GD013	Dr Y Scholarship Endow - Payout	(1,722)			1,722					-	-
5GD014	Matt Paul RA Meml Awd - Payout	(760)			766					761	767
5GD015	F. Burton Nelson Holocaust Annl Awd	(1,000)								2,670	1,670
5GD016	Faust Annual Geology Award									100	100
5GD017	Sandra Ellison Mem'l Schol Endow	(11,664)			13,126					-	1,462
5GD020	UNIQUE Endowment Allocation Plan	(523,575)			523,575					-	-
5GD022	Yarosewick Family Education Award-P	(750)								1,864	1,114
5GD025	Morris Foundation Annual Scholarshi	(146,128)			120,000	(6,000)	(5,025)			210,955	173,802
5GD026	Class 90-91 Lessard Mem Scholarship	(723)			955					3	235

KEENE STATE COLLEGE
DETAILED SCHEDULE OF REVENUES, EXPENSES, AND TRANSFERS
FOR THE YEAR ENDED JUNE 30, 2022

Fund	Fund Title	Net Student Tuition	Grant Revenue[1]	Auxiliary Revenue	Appropriations & Other Revenue	Employee Compensation	Supplies and Services	Other Expenses	Transfers In/(Out)	Beginning Fund Balance 06/30/2021	Ending Fund Balance 06/30/2022
5GD027	Emerson & Ruth McCourt '35 Scholsp	(37,753)			36,750					37,754	36,751
5GD028	Special Financial Aid Scholarship									2,956	2,956
5GD029	Peter H. Batchelder Scholarship Fd	(16,400)			19,814					21,800	25,214
5GD030	Bureau Education Schol Payout	(2,277)			2,277					1	1
5GD031	Eder Creative Writing Schol Payout	(6,110)			11,754					6,110	11,754
5GD032	Morris Financial Aid Need									2,250	2,250
5GD033	#N/A									-	-
5GD035	Cornelius R Lyle II Scholarship	(2,154)			2,154					1	1
5GD036	Op Staff Dpndnts Schlrshp - payout	(1,000)			1,252					-	252
5GD037	Maynard Waltz Memorial Awd Payout	(1,312)			1,311					1	-
5GD038	Monadnock Nonprofit Employees Schol									1,609	1,609
5GD039	Environmental Studies Annual Award									100	100
5GD040	Cheshire Kennel Club Vet Awd Payout				1,152					3,255	4,407
5GD041	Ruth Berman Mellion Music Schlrshp									-	-
5GD042	Gilbert LeVine Mellion Chmstry Schl									-	-
5GD045	Brackett, Teacher Ed Scholarship	(3,000)			3,000					3,150	3,150
5GD046	Tyler Smith Memorial Schlrsp-Payout	(1,000)			1,301					1,001	1,302
5GD047	Class of 1961 Scholarship - Payout	(2,500)			3,001					-	501
5GD049	Mary Yelda Music Schlrshp-Payout	(1,004)			1,010					1,005	1,011
5GD050	Waterhouse, John Schol-payout	(10,219)			10,219					-	-
5GD053	Barbara Kirstein Nursing Sch-Payout	(1,369)			1,369					-	-
5GD054	Barbara & Richard Peterson -Payout	(2,421)			2,421					1	1
5GD055	Carroll Lehman Award - Music	(200)			50					200	50
5GD056	Adams, William Geography End Schol	(868)			874					868	874
5GD057	Class of 1963 Teacher Ed Schl Cur	(2,089)			2,088					1	-
5GD059	Judith G & John H Moody Schl-Cur	(1,000)			500					1,425	925
5GD061	LeVine Mellion Dance Scholarship									-	-
5GD062	Sherry Bovinet Schl Payout				897					1	898
5GD063	Rene Lachapelle Schl Payout				1,448					2,918	4,366
5GD065	Lindberg-LaCroix Veterans schl-C	(1,000)			1,500					3,635	4,135
5GD066	Ella Brown Follmer Scholarship Fund	(1,000)			1,000					2,000	2,000
5GD067	Carl Granquist History Award	(500)								4,227	3,727
5GD070	Business Partners' Scholarship Fund	(11,500)			10,000					34,650	33,150
5GD071	CALL Wonderment Schl Fund	(1,000)			6,290					18,304	23,594
5GD072	Foster Schl Occupational H & S-Cur	(1,000)			974				26	-	-
5GD073	Ella Keene Teacher of the Future	(1,000)			1,000					1,000	1,000
5GD074	Brighton Business Managment Schl	(1,200)			1,200					1,800	1,800
5GD075	Kay Maclean Memorial Schl Cur	(982)			981					1	-
5GD077	White Mountain Gifted Scholars PO	(5,502)			43,596					31,498	69,592
5GD078	Never too Late Scholarship				1,000					562	1,562
5GD079	Stelray Plastics Products SPDI Schl	(2,000)			2,000					2,000	2,000
5GD080	Fenton Fmly Dlsp Automotive Design	(2,000)			2,000					2,500	2,500
5GD082	Robert J. Owen Sr Mem Scholarship	(5,000)			10,000					5,000	10,000
5GD083	Dr. Benaquist Film Studies Award	(1,000)			1,000				1,600	500	2,100
5GD084	Arline and Robert Wurstner Schlp	(1,690)			1,687				3	1	1
5GD085	KSC Little Sisters Fund Scholarship	(12,963)			13,361		(1,368)			27,653	26,683
5GD087	Keene State College Promise Schlshp	(49,984)			1,160					49,984	1,160
5GD088	First Year Research & Writing Award	(100)			500					100	500
5GD089	Tim & Carol Holbrook Brown Award	(1,200)			1,000					7,200	7,000
5GD090	Jane and James Batts Scholarship	(654)			654					1	1
5GD091	International Peace Summit Scholars									465	465
5GD092	Risk Solutions Scholarship	(1,500)								5,000	3,500
5GD093	Erika G Greenwald Mathematic Schol	(3,000)			3,000					3,000	3,000
5GD094	Kyle Barnett Memorial Scholarship	(2,000)								4,000	2,000
5GD095	Class of 2020 Scholarship	(1,000)								13,523	12,523

KEENE STATE COLLEGE
DETAILED SCHEDULE OF REVENUES, EXPENSES, AND TRANSFERS
FOR THE YEAR ENDED JUNE 30, 2022

Fund	Fund Title	Net Student Tuition	Grant Revenue[1]	Auxiliary Revenue	Appropriations & Other Revenue	Employee Compensation	Supplies and Services	Other Expenses	Transfers In/(Out)	Beginning Fund Balance 06/30/2021	Ending Fund Balance 06/30/2022
5GD096	603 Birch Realty Nursing Schol	(1,000)								4,500	3,500
5GD097	AGC Construction Safety Scholarship									45,000	45,000
5GD098	Barnes & Noble Textbook Scholarship	(10,000)			10,000					10,000	10,000
5GD099	Koenig Siddall 1st generation Schol				12,000					-	12,000
5GE102	Ann Peters Endow Payout				617		(2,367)			5,988	4,238
5GE200	KSC College Gift Holding Fund				49,515				(50,090)	50,090	49,515
5GE201	Faculty Program Development Gift				2,517					13,319	15,836
5GE202	General Scholarship Payout Fund	(13,300)			15,512					-	2,212
5GE203	Van Rossum Scholarship Payout	(643)			643					1	1
5GE204	Travis-Grace Scholarship Payout	(703)			703					-	-
5GE205	Hubbard Scholarship Fund	(109,643)			109,643					-	-
5GE206	Ketcham Scholarship Fund	(1,519)			1,519					1	1
5GE207	Volunteer Service Payout Fund	(823)			1,323					409	909
5GE208	Women's Educ Opp Grant									-	-
5GE209	Travelli Scholars Program	(130,000)			130,000					3,785	3,785
5GE210	AAUW Graduate Scholarship	(1,000)			1,000					1,000	1,000
5GE211	Alice Ayling Scholarship	(102,000)			102,000					-	-
5GE212	Thomas Alfred Scholarship Payout	(995)			995					1	1
5GE213	People's United Bank Schlrshp Cur	(2,605)			2,605					-	-
5GE214	J. Kontinos Scholarship Payout	(926)			926					1	1
5GE215	L.S. Hubbard Scholarship Payout	(7,260)			7,261					1	2
5GE216	Paul J Holloway Scholarship Payout	(3,463)			3,461					3	1
5GE217	Class of '39 Intl Educ Fund						(2,814)			2,838	24
5GE218	Parent Assn Scholarship Payout	(2,882)			2,881					1	-
5GE219	Anna I Rausch Scholarship Payout	(918)			918					1	1
5GE220	Filomena Romano Raich Schol Payout	(8,193)			8,192					26	25
5GE221	Christine Young Chadwick Schol	(924)			924					-	-
5GE223	Class of 1940 Gift									1,072	1,072
5GE227	Class of 1952 Gift				100					2,066	2,166
5GE229	Class of 1959 Gift				750					13,077	13,827
5GE232	Class of 1971 Gift				850					1,272	2,122
5GE234	Class of 1993 Gift									5,719	5,719
5GE235	Class of 1995 Gift									5,980	5,980
5GE236	Class of 1996 Gift									3,651	3,651
5GE237	Class of 1997 Gift									12,339	12,339
5GE238	Class of 1998 Gift									1,174	1,174
5GE239	Class of 1999 Gift									1,535	1,535
5GE240	A & S Thomas Jr Gift	(893)			893					1	1
5GE241	Jesse Davis '37 Schol Payout	(1,392)			1,401					1,393	1,402
5GE242	Lucille Davis '38 Schol Payout	(1,401)			1,401					-	-
5GE243	Student Emergency Assistance Fund				2,685		(77)			5,443	8,051
5GE246	Adv of Interdiscipline Studies									1,462	1,462
5GE247	Alta Townes Mem Dance Payout				1,805					16	1,821
5GE248	Annual Cash Awards-to be broken out				9,259	(9,259)				-	-
5GE250	Stephanie & Joseph Baute Schol.	(8,289)			8,289					-	-
5GE251	CFNH Leadership Award	(543)			546					543	546
5GE252	Clarke Dist Safety Sch Payout				556					554	1,110
5GE253	College Camp Endow Payout				1,081					6,755	7,836
5GE254	D Hickey-D Andrews Payout				785					743	1,528
5GE256	Resident Assistant Award Payout	(941)			947					942	948
5GE257	William D Eppes Gift Fund									25	25
5GE259	J H Grilli-Apt Mem Payout	(959)			959					1	1
5GE260	Hollis B Robbins Mem Payout	(1,292)			1,291					1	-
5GE261	Hildebrandt Holocaust Payout	(1,250)			1,660		(28)			4,868	5,250
5GE262	Danny Paul Hunter Mem Payout	(1,122)			1,129					1,122	1,129

KEENE STATE COLLEGE
DETAILED SCHEDULE OF REVENUES, EXPENSES, AND TRANSFERS
FOR THE YEAR ENDED JUNE 30, 2022

Fund	Fund Title	Net Student Tuition	Grant Revenue[1]	Auxiliary Revenue	Appropriations & Other Revenue	Employee Compensation	Supplies and Services	Other Expenses	Transfers In/(Out)	Beginning Fund Balance 06/30/2021	Ending Fund Balance 06/30/2022
5GE263	Joseph Grilli Scholarship Payout	(1,565)			1,564					-	(1)
5GE264	Kalich Family Dietetics Payout	(603)			605					603	605
5GE265	KEA Gift				(40,921)		(31)		41,312	5,413	5,773
5GE266	Mary/Erik Hamilton Sch Payout	(2,026)			2,027					-	1
5GE267	Marjorie Paulsen Hilton Sch Payout	(19,385)			19,377				1	7	-
5GE268	Liberty Mutual Math Endow Payout	(1,008)			1,008					-	-
5GE271	Class of 1956 Gift Fund				30					1,828	1,858
5GE274	Bricks for Books Project									672	672
5GE275	Class of 2001 Class Gift									21	21
5GE276	Class of 1987 Class Gift									307	307
5GE280	Class of 1955 Gift									2,920	2,920
5GE281	Endowed Music Schol-Fundraiser									210	210
5GE282	Class of 1988 Gift Fund									763	763
5GE284	Class of 1973 Gift Fund									764	764
5GE289	Class of 2003 Gift Fund									476	476
5GE290	Golden Circle Alumni Gift Fund				3,296		(5,305)			14,648	12,639
5GE291	Class of 2004 Gift Fund									20,811	20,811
5GE292	KSC Special Project Gift Fund									2,510	2,510
5GE293	Class of 2005 Gift Fund									11,753	11,753
5GE294	AAUW - Undergrad Diversity Annual	(1,000)			1,000					1,000	1,000
5GE295	Class of 2006 Gift Fund									4,673	4,673
5GE296	Class of 1982 Gift Fund									100	100
5GE297	Kaddish Project									63	63
5GE298	KSC-Kalich Char Gift Annuity Payout				2,051		(4,835)		2,784	-	-
5GE299	Alumni Department Gift Fund				6,231		(837)			9,743	15,137
5GE300	Alumni Center Facility Enhancement									118	118
5GE301	Class of 1966 Gift Fund									258	258
5GE302	Class of 2007 Gift Fund									10,200	10,200
5GE303	Class of 2008 Gift Fund									656	656
5GE304	Class of 2009 Gift Fund									421	421
5GE305	Class of 1985 Gift Fund									6,566	6,566
5GE306	Class of 2000 Gift Fund									1,546	1,546
5GE307	Class of 2010 Gift Fund									3,766	3,766
5GE308	Class of 1986 Gift Fund									2,666	2,666
5GE309	Spaulding Gym Bleachers Fund									995	995
5GE310	TDS-Tech,Dsgn,Sfty Cntr Bldng Fund						(18,549)			49,586	31,037
5GE311	Class of 2011 Gift Fund									10,237	10,237
5GE312	Class of 2012 Gift Fund				25					4,054	4,079
5GE314	Legislative Initiatives									3,750	3,750
5GE315	Class of 2013 Gift Fund									2,114	2,114
5GE316	Class of 1968 Gift Fund				100					244	344
5GE320	Class of 2014 Gift Fund									4,220	4,220
5GE321	Class of 2015 Gift Fund									25	25
5GE322	Class of 2016 Gift Fund									4,591	4,591
5GE324	Dr. Bartlett Sweet V & P Arts Schol	(20,718)			20,718					1	1
5GE325	Class of 2017 Gift Fund									4,373	4,373
5GE327	Class of 1975 Gift Fund				500					2,066	2,566
5GE328	Class of 2018 Gift Fund									9,155	9,155
5GE329	Class of 2019 Gift Fund									7,230	7,230
5GE330	Class of 1969 Gift Fund									884	884
5GE331	Class of 2020 Gift Fund									5,311	5,311
5GE333	Common Ground Gift Fund									550	550
5GE334	AGC Virtual Reality Lab Fund						(48,180)			75,000	26,820
5GE336	Class of 2021 Gift Fund									14,783	14,783
5GE337	Class of 2022 Gift Fund								3,265	-	3,265

KEENE STATE COLLEGE
DETAILED SCHEDULE OF REVENUES, EXPENSES, AND TRANSFERS
FOR THE YEAR ENDED JUNE 30, 2022

Fund	Fund Title	Net Student Tuition	Grant Revenue[1]	Auxiliary Revenue	Appropriations & Other Revenue	Employee Compensation	Supplies and Services	Other Expenses	Transfers In/(Out)	Beginning Fund Balance 06/30/2021	Ending Fund Balance 06/30/2022
5GE400	Online Gift Clearing Fund									3	3
5GEZ01	Maxfield Young Mem Schol Endow	(8,528)			9,200					-	672
5GEZ02	Harry C Tebbetts Scholarhip Endow	(81,350)			81,350					-	-
5GEZ03	Marion Frost Hudson '53 Mem. Schol	(1,100)			1,100					-	-
5GEZ04	Frank H. Blackington Jr. Mem Schol	(1,900)			1,900					-	-
5GEZ05	Dorothy E. Potter '45 Mem Schol	(1,550)			1,550					-	-
5GEZ06	KSC Student Memorial Schol Endow	(12,610)			12,550					62	2
5GEZ07	Fred Simmons Memorial Schol Endow	(3,150)			3,150					-	-
5GEZ08	KSC Family Assistance Schol Endow	(3,302)			3,300					2	-
5GEZ09	KSC Alumni Association Schol Endow	(20,650)			20,650					-	-
5GEZ10	David C. Staples Memorial Schol	(25,000)			25,000					-	-
5GEZ11	Margaret E Siegert '84 Mem Schol	(1,000)			2,000					500	1,500
5GEZ12	Teacher Education Scholarship	(12,500)			12,219					281	-
5GEZ13	Giovannangeli Family Schol Endow	(1,000)			1,000					-	-
5GEZ14	Lydia Pellerin Tolman '47 Mem schol	(2,600)			2,600					-	-
5GEZ15	Leona Day Henderson '18 Schol	(7,650)			7,650					-	-
5GEZ16	David Hatch Battenfeld Mem. Award	(1,350)			700					650	-
5GEZ17	Capt Michael J Watters 86 Mem Schol	(5,500)			5,700					5,500	5,700
5GEZ18	Peter Jenkins Memorial Schol Endow				1,550					-	1,550
5GEZ19	Frank Blackington Jr Language Award	(900)			900					-	-
5GEZ20	Julia McHale Redfern Memorial Prize	(1,350)			500					850	-
5GEZ21	Levine Mellion Parent Award				500		(250)			1	251
5GEZ22	Aubrey Thomas '62 Biology Award	(1,300)			1,300					-	-
5GEZ23	MF Hudson-BD Turner '16 Mem Library				2,550		(2,479)			33	104
5GEZ25	Harry Preston Book Fund Endowment				800		(364)			274	710
5GEZ26	Franklyn C Redfern Mem Book Fund				400		(338)			461	523
5GEZ27	KEA Thorne-Sagendorph Art Gallery				8,649	(30,036)	(5,334)			26,921	200
5GEZ29	Marion Wood 26 Room Endowment				150		(535)			1,750	1,365
5GEZ30	Barbara J Seelye Memorial Endow				900					2,298	3,198
5GEZ31	Franklin Roberts '24 Geography Fund				2,000					5,493	7,493
5GEZ33	KEA Class of 1939 International Edu					(217)	(75)			725	433
5GEZ34	Rosensaft Scholarship Endowment	(1,800)			1,800					-	-
5GEZ37	Phi Lambda Chi Scholarship Endow				1,350					-	1,350
5GEZ38	Michael D Keller Memorial Endowment				2,150					-	2,150
5GEZ41	Costin Family Scholarship Endowment	(2,800)			2,800					-	-
5GEZ44	KEA Redfern Arts Center Endowment				3,500		(3,500)			-	-
5GEZ45	Francis Oliver Campus Beautificatio				2,610					6,340	8,950
5GEZ46	Fred L Barry 36 Graduate Fellowship	(2,900)			2,900					-	-
5GEZ48	Norma W. Walker '51 Schol Endow	(1,450)			1,550					150	250
5GEZ49	Ann C Peters Scholarship	(800)			800					500	500
5GEZ50	Class of 1958 Teacher Ed Payout	(2,000)			2,990					10	1,000
5GEZ51	Dorothea Kitlan Scholarship Payout	(59,800)			59,800					-	-
5GEZ52	Class of 1960 Scholarship Payout	(4,000)			4,000					-	-
5GEZ53	Staples-David C. Nursng Schl-Payout	(11,002)			11,000					2	-
5GEZ54	Class of 1962 Scholarship - payout	(2,500)			2,500					-	-
5GEZ55	Class of 1957 Teacher Ed. Schl	(2,100)			2,200					-	100
5GEZ56	Megna Family Endowed Schl	(1,650)			1,650					-	-
5GEZ57	Dr. Howard Smith Schl -C	(8,051)			8,050					1	-
5GEZ58	Faust, John and Cynthia Schl-Cur	(1,350)			1,350					-	-
5GEZ59	Elizabeth Walker Opportunity Schlsp	(9,701)			9,700					1	-
5GEZ60	History Scholarship Fund Current	(4,700)			5,350					4,700	5,350
5GEZ61	Leonard End. Schl. Disabilities Cur	(5,150)			5,150					-	-
5GEZ62	Leonard End. Schl in Music Cur	(5,000)			5,300					5,000	5,300
5GEZ63	Rodney R. Adams '72 Mem. Schp. Fund	(1,250)			1,250					-	-
5GEZ64	Jue Community Service Scholarship	(678)			1,300					1,131	1,753

KEENE STATE COLLEGE
DETAILED SCHEDULE OF REVENUES, EXPENSES, AND TRANSFERS
FOR THE YEAR ENDED JUNE 30, 2022

Fund	Fund Title	Net Student Tuition	Grant Revenue[1]	Auxiliary Revenue	Appropriations & Other Revenue	Employee Compensation	Supplies and Services	Other Expenses	Transfers In/(Out)	Beginning Fund Balance 06/30/2021	Ending Fund Balance 06/30/2022
5GEZ66	Olive Frenette Jennison Award	(2,412)			2,310					2,412	2,310
5GEZ67	Robert and Alice Johnson Schlp	(1,650)			1,650					-	-
5GEZ68	Lora Adams Mem Nutrion & Health Sch	(1,150)			1,050					100	-
5GEZ70	Dr Rose Kundanis Journalism Endow	(1,200)			1,250					1,200	1,250
5GEZ71	Carole Russell Memorial				1,700					-	1,700
5GEZ72	Raymond & Dorothy M Jobin Scholarsh	(1,350)			1,350					-	-
5GEZ73	Samuel Martin '09 Memorial Scholars	(1,200)			1,250					1,200	1,250
5GEZ74	Don Baldini Music Scholarship	(1,050)			1,050					-	-
5GEZ75	Quin-D Dance Fund				1,000					1,000	2,000
5GEZ76	Women's Education Opportunity Fund	(4,900)			5,025					-	125
5GEZ78	Director Cohen Center HGS Payout				100,000					-	100,000
5GEZ79	Mary & Lester Shealy MemScholarship	(1,100)			1,100					-	-
5GEZ80	Class of 1964 Teacher Education Sch	(1,500)								1,598	98
5GEZ81	David Leinster Memorial Scholarship	(1,000)			1,000					2,000	2,000
5GEZ84	D Ogg SPDI Faculty Development Fund				75,000					-	75,000
5GEZ85	Delmar Ogg SPDI Scholarhsip fund				25,000					-	25,000
5GEZ87	Math Faculty Scholarship Fund				1,000					-	1,000
5GEZ88	Robert E Corrigan Mem Schol Payout				1,000					-	1,000
5GEZ89	Dr Gary Bonitatibus Mem Sch Payout				5,000					-	5,000
5GF101	Finance & Planning Generic Gifts						(2,786)			2,786	-
5GH101	A&H Division Gift						(490)			5,687	5,197
5GH103	Art Gift				2,065		(2,137)			3,116	3,044
5GH104	Dance Gift				125		(584)			1,128	669
5GH105	English Gift				1,250		(335)			5,443	6,358
5GH106	Film Gift									1,619	1,619
5GH107	Martha S Cogen Mem Film Fund									214	214
5GH108	KSC Film Program Endow Payout									10,625	10,625
5GH109	Graphic Design Gift									398	398
5GH110	History Gift									915	915
5GH111	Journalism Gift									980	980
5GH112	Modern Language Gift						(40)			552	512
5GH113	Music Gift				5,775		(18,147)			35,332	22,960
5GH115	Theatre Gift				12,400		(275)			3,496	15,621
5GH116	Arts Center Gift				9,500		(12,928)			37,812	34,384
5GH117	Redfern USNH Endowment Payout				3,897					11,335	15,232
5GH118	Thorne Gallery Gift						(1,823)			3,041	1,218
5GH119	Thorne Permanent Collection Gift									2,789	2,789
5GH120	Thorne Endow Payout				5,000		(4,160)			3,102	3,942
5GH121	Jonathan Daniels Film Gifts									104	104
5GH122	Communications Dept Gifts				60					6,833	6,893
5GH123	American Studies Gift									748	748
5GH124	Thorne - Dublin Art Coll Gift									13,550	13,550
5GH126	Roos Art Lecture - Payout					(596)	(525)			19,307	18,186
5GH127	Thorne/Art Fellowship-Payout	(1,750)								12,091	10,341
5GH128	Media Art Center Fund									2,125	2,125
5GH129	Centennial Documentary Film									160	160
5GH130	Genocide/Holocaust Studies Acad Pro									721	721
5GH132	Cohen Endowed Chair Payout				119,955	(94,432)	(14,419)			41,053	52,157
5GH133	Susan Herman Award H&G Aware - Cur	(500)			2,294		(216)			3,646	5,224
5GH134	Meiszner Cohen Center End-payout				1,230					4,795	6,025
5GH135	Lewy Family Fund				336					2,022	2,358
5GH137	Landau Gift Fund									593	593
5GH139	Calhoun, R & J Thorne-Sagendorf Gal				1,432		(1,432)			2,000	2,000
5GH140	Women's and Gender Studies Dept.									482	482
5GH141	VMAC Capital Project Gift Fund									250	250

KEENE STATE COLLEGE
DETAILED SCHEDULE OF REVENUES, EXPENSES, AND TRANSFERS
FOR THE YEAR ENDED JUNE 30, 2022

Fund	Fund Title	Net Student Tuition	Grant Revenue[1]	Auxiliary Revenue	Appropriations & Other Revenue	Employee Compensation	Supplies and Services	Other Expenses	Transfers In/(Out)	Beginning Fund Balance 06/30/2021	Ending Fund Balance 06/30/2022
5GH142	KSC Fund for the Maint. of Artwork									5,465	5,465
5GH143	Summer Institute Genocide Studies				60,000	(39,945)	(42,173)			66,541	44,423
5GH144	Nona Fienberg Literary Award Fund									1,550	1,550
5GH145	Robert Hubbard Thorne Art Gallery					(12,737)	(5,162)			286,180	268,281
5GH146	Robert S Neuman Art Award	(1,000)			500					9,057	8,557
5GH147	All Steinway Fund				80,284		(61,221)			38,612	57,675
5GH148	C Scheidt Global Fellows Program				27,000					27,000	54,000
5GH149	Mana Quartet - Music Department									2,170	2,170
5GH150	Zoulias Education Faculty Fellowshi				56,175					87,862	144,037
5GJ301	KSC Owls Athletic Endowment				1,692					15,184	16,876
5GJ302	Rec Sports Gift				167					1,505	1,672
5GJ303	Athletic Development Generic Gift				29,108		(26,842)		19,243	206,744	228,253
5GJ304	Baseball Team Gift				11,270		(1,448)			23,513	33,335
5GJ305	Cross Country Track Gift				1,025		(718)			9,348	9,655
5GJ306	Men's Basketball Gift				20,110		(14,683)			19,787	25,214
5GJ307	Men's Lacrosse Gift				2,650		(7,654)			16,393	11,389
5GJ308	Men's Soccer Gift				28,514		(33,310)		2,000	28,875	26,079
5GJ309	Women's Softball Gift				1,958					18,564	20,522
5GJ310	Swimming Gift				755					11,913	12,668
5GJ311	Volleyball Gift				485		(1,000)			3,560	3,045
5GJ312	Women's Basketball Gift				9,295		(4,691)			5,114	9,718
5GJ313	Women's Field Hockey Gift				5,741		(1,025)			28,708	33,424
5GJ314	Women's Lacrosse Gift				1,592		(4,051)			3,140	681
5GJ315	Women's Soccer Gift				5,929		(2,890)			20,473	23,512
5GJ317	Men's BasketBall Staffing Gift Fund				1,500		(952)			1,803	2,351
5GJ318	KSC Golf Event				56,671		(17,205)		(21,243)	21,243	39,466
5GJ320	Athletic Critical Need Fund				10,000					20,000	30,000
5GJ321	KSC Cheerleader Team Gift Fund				209					477	686
5GL101	Cohen Center General Gift				52,546		(13,740)			85,340	124,146
5GL102	Holocaust Survivors Doc Proj Gift									950	950
5GL103	Holocaust Lecture Series Payout				3,280		(193)			11,601	14,688
5GL105	Mason Library Gen Gift				1,790		(497)			141	1,434
5GL106	E Jenkins '27 Mem Book Payout				2,062		(1,021)			1,009	2,050
5GL110	Cohen Educational Outreach				55,175	(32,492)	(2,788)			34,718	54,613
5GL111	Holocaust Summer Institute				2,350		(1,165)			11,008	12,193
5GL112	Mason Library Special Collection						(639)			69,473	68,834
5GL114	Spear Collection Preservation Fund									500	500
5GL115	Cohen Center Refreshment Gift Fund									545	545
5GL117	Ctr for Research & Writing Gift Fund				458					-	458
5GP100	Professional Studies Gifts									258	258
5GP102	Thomas J Crowley Award				711					2	713
5GP103	Elem Ed Gift				705					8,762	9,467
5GP105	Special Ed Gift									850	850
5GP106	Child Development Center Gift				400					1,086	1,486
5GP107	Health Sciences Gift				25					226	251
5GP108	Health Fitness/Health Sciences Gift									40	40
5GP109	Nutrition/Health Sciences Gift				50					1,825	1,875
5GP111	Human Performance&Movement Science				2,050					623	2,673
5GP112	Physical Education/Academic Gift									2,343	2,343
5GP113	Children's Literature Gallery Gift				2,130		(2,500)			3,552	3,182
5GP116	Safety Center Facility									51,782	51,782
5GP120	Safety Studies Program Endow-Payout				702					15,772	16,474
5GP122	Safety Academic Dept Gifts				150					6,413	6,563
5GP123	Technology/Product Design Dept Gift									24	24
5GP124	Diverse Voices from the Field									95	95

KEENE STATE COLLEGE
DETAILED SCHEDULE OF REVENUES, EXPENSES, AND TRANSFERS
FOR THE YEAR ENDED JUNE 30, 2022

Fund	Fund Title	Net Student Tuition	Grant Revenue[1]	Auxiliary Revenue	Appropriations & Other Revenue	Employee Compensation	Supplies and Services	Other Expenses	Transfers In/(Out)	Beginning Fund Balance 06/30/2021	Ending Fund Balance 06/30/2022
5GP125	Nutrition-Taste of Keene									46	46
5GP126	Architecture Dept Gift Fund				150					113	263
5GP127	Early Sprouts Garden Nutrition Prog									85	85
5GP128	Child Dev Center Facility Enhanceme									336	336
5GP129	Biodiesel Project									200	200
5GP130	Science Out Of The Box Project									99	99
5GP131	Meiszner Early Sprouts Endw-payout						(1,497)			6,804	5,307
5GP133	Nursing Program Gift Fund									1,086	1,086
5GP134	KSC RCAM Gift Fund									20,383	20,383
5GP135	KSC - Marlborough School Fund									2,349	2,349
5GP136	SPDI Gift Fund				225					4,400	4,625
5GP137	Gordon B Davis '72 Equipment Fund									10,092	10,092
5GP138	AIANH Kahn for Adv. of Architecture									2,455	2,455
5GP139	Construction Safety Ctr AGCERF									35,603	35,603
5GP140	Construction Safety Major Gift Fund									17,844	17,844
5GR101	Student Affairs Generic Gifts				465					4,072	4,537
5GR102	Alternative Spring Break Gift				2,725		(5,720)			6,059	3,064
5GR104	AIDS-HIV Education Fund									303	303
5GR105	Student Center Generic Gift									53	53
5GR106	Greek Senate Gift									178	178
5GR107	CRU Keene Gift Fund									6,857	6,857
5GR109	Counseling Center Gifts				200					718	918
5GR110	Habitat for Humanity-KSC Chapter									4,506	4,506
5GR111	Community Service Prog Initiatives									1,020	1,020
5GR112	Comm Srvc Int'l Service Programs									2	2
5GR113	KSC ODS - Chakalos Gift									13,691	13,691
5GR114	Men's Ice Hockey Gift Fund				5,870		(6,943)			25,304	24,231
5GR115	Dance Team Gift Fund				3,535		(7,362)			3,829	2
5GR116	KSC Radio Station WKNH Gift Fund				70					54	124
5GR117	Recreat Sports Ski Club Gift Fund									50	50
5GS101	Science Generic Gift						(3,680)			3,852	172
5GS102	Biology Gifts									457	457
5GS103	Chemistry Dept Gifts				275					125	400
5GS104	Computer Science Dept Gifts									2,377	2,377
5GS105	Economics Gifts									265	265
5GS106	Environmental Studies Gifts									895	895
5GS107	Geography Gift KEA Payout				5					1,257	1,262
5GS108	Geology Dept Gift				300					3,061	3,361
5GS109	Mathematics Dept Gift									3,753	3,753
5GS110	Management Dept Gift				200					14,605	14,805
5GS111	ORANG ASLI Archive Payout				10,100		(9,806)			9,031	9,325
5GS112	Physics Dept Gift									328	328
5GS113	Political Science Dept Gift				20					108	128
5GS115	Psychology Dept Gift									797	797
5GS116	Sociology Dept Gift									195	195
5GS117	Aspergers Resource Group Gift									903	903
5GS118	Partners in Education Gift									1,512	1,512
5GS119	Small Business Institute Gift									585	585
5GS120	Science Center Enhancement Gift						(1,704)			7,679	5,975
5GS121	Math & Science Wkshop Gift Fund									9,010	9,010
5GS122	Science Academic Program									2,705	2,705
5GS124	Putnam Chemistry Chair - Payout				115,829					14,974	130,803
5GS125	Hungry Owl Food Pantry Gift Fund				1,780		(472)			2,961	4,269
5GS128	AGC Faculty Education Fund									42,000	42,000
5GT101	Memorial Trees Benches Plaques				3,034		(439)			48,749	51,344

KEENE STATE COLLEGE
DETAILED SCHEDULE OF REVENUES, EXPENSES, AND TRANSFERS
FOR THE YEAR ENDED JUNE 30, 2022

Fund	Fund Title	Net Student Tuition	Grant Revenue[1]	Auxiliary Revenue	Appropriations & Other Revenue	Employee Compensation	Supplies and Services	Other Expenses	Transfers In/(Out)	Beginning Fund Balance 06/30/2021	Ending Fund Balance 06/30/2022
	TOTAL RESTRICTED GIFTS & ENDOWMENT INCOME	(1,711,694)	-	-	2,895,408	(260,705)	(401,152)	-	(68,882)	3,356,886	3,809,861
	SPONSORED RESEARCH & PROGRAMS										
50BUD0	Grants - Budget Only - KSC									-	-
511000	Butt of a Joke 8-1-18 to 7-31-22		2,602				(2,602)			-	-
516001	Stop Sexual Violence 10-19 to 9-22		98,727			(78,293)	(20,434)			-	-
517011	OSHA Administrative Portion FFY20									-	-
517012	OSHA Consultation Portion FFY20									-	-
517013	OSHA Administrative Portion FFY21									-	-
517014	OSHA Consultation Portion FFY21		156,670			(97,469)	(59,201)			-	-
517015	OSHA		285,824			(244,069)	(41,755)			-	-
53C010	Cultural Infrastructure 7-19 - 6-20									-	-
53D044	Physical Activity 7-1-19 to 6-30-20									-	-
53D045	Physical Activity 7-1-20 to 6-30-21									-	-
53D046	Physical Activity 7-1-21 to 6-30-22		69,898			(22,106)	(47,792)			-	-
53D048	Jonathan Daniels Archive 9-19-11-20									-	-
53D049	Transition Portal 7-19 to 6-20									-	-
53D050	Transition Portal 7-20 to 6-21		(657)				657			-	-
53D052	Schoolyard Action 6-20 to 6-22		919				(919)			-	-
53D053	Covid Comm Supp. 3-1-20 to 12-30-20									-	-
53DB00	iSocial Eval 7-1-20 to 6-30-21		(107)			90	17			-	-
53DB01	NH Project AWARE FY21		(115)			80	35			-	-
53DB02	OSEW SCTG 7-1-20 to 9-29-2020									-	-
53DB03	NH Project AWARE FY22		267,601			(168,967)	(98,634)			-	-
53DB07	DOE SOC 2.0 11-20 to 9-21		279,438			(166,559)	(112,879)			-	-
53DB08	DOE SCTG 11-20 to 9-21		72,804			(43,315)	(29,489)			-	-
53DB11	iSocial Eval 07-01-21 to 06-30-22		90,272			(75,485)	(14,787)			-	-
53DB13	Transition Resource Portal		35,872			(24,308)	(11,564)			-	-
53DB14	CBHRC		75,758			(53,745)	(22,013)			-	-
53DB16	DOE SOC 2.0		333,362			(190,771)	(142,591)			-	-
53DB18	DOE SCTG YR2		136,137			(97,786)	(38,351)			-	-
53DB09	NHSOC 7-19 to 9-20									-	-
53ZG21	Governors Scholarship FY21									-	-
53ZG22	Governor's Scholarship FY22	(231,000)	231,500							-	500
53ZU21	UNIQUE Annual Allocation FY21									-	-
53ZU22	Unique Annual Allocation FY22	(179,700)	179,700							-	-
540100	Bus & Eco 12-20 - 11-23		34,341			(20,445)	(13,896)			-	-
545009	CARES NEA Personnel 7-20 to 6-22									-	-
547012	RUI Exon Junction Complex		24,276			(11,340)	(12,936)			-	-
547013	RUI Seagrass Zostaria 4-19 to 3-22		40,454			(18,145)	(22,309)			-	-
547014	Early Research 4-21 - 3-26									-	-
54GB00	CFNH Expansion		214,394			(139,181)	(75,213)			-	-
54GB01	Monandnock CFNH Implem 9-20 to 9-21		19,434			(12,337)	(7,097)			-	-
54GB02	ManSOC		95,241			(58,005)	(37,236)			-	-
54GB03	CFNH CME		78,487			(49,093)	(29,394)			-	-
54GB05	MRSoC 9-19 to 9-20									-	-
54GB06	PDG Region 1 Regional LEAD		11,752			(7,773)	(3,979)			-	-
54GB07	C19 Pandemic Relief Fund PREF		20,000			(13,379)	(6,621)			-	-
54N340	Harris Center 4-17 to 12-20		19,694			(19,694)				-	-
54N349	Comparison Mycobiome 1-18 to 2-20		1,231				(1,231)			-	-
54N357	College Literacy, SL 7/18 - 9/21		370				(370)			-	-
54N358	Increase Impact of WGS 9-18 to 5-19									-	-
54N364	Reggie Wilson 5-14-19 to 10-31-21		5,000				(5,000)			-	-
54N371	Women's Vote 10-19 to 6-21									-	-
54N373	POWER: Black Shaker 3-20 to 4-20									-	-

KEENE STATE COLLEGE
DETAILED SCHEDULE OF REVENUES, EXPENSES, AND TRANSFERS
FOR THE YEAR ENDED JUNE 30, 2022

Fund	Fund Title	Net Student Tuition	Grant Revenue[1]	Auxiliary Revenue	Appropriations & Other Revenue	Employee Compensation	Supplies and Services	Other Expenses	Transfers In/(Out)	Beginning Fund Balance 06/30/2021	Ending Fund Balance 06/30/2022
54N379	NHLI Ed. Effectiveness 7-20 to12-21		3,259			(3,018)	(241)			-	-
54N380	Integrated Learning 7-20 to 8-21		696				(696)			-	-
54N381	Alt Academic Delivery 7-20 to 5-21									-	-
54N383	Fatty Acid Synthase 9-20 to 7-21		23,261				(23,261)			-	-
54N384	Community Action 10-20 to 5-21		1,939				(1,939)			-	-
54N386	Chaplaincy Innovation Lab 2021		7,043			(6,445)	(598)			-	-
54NB00	NFI CME 7/21 to 06/22		29,242			(20,393)	(8,849)			-	-
54NB01	EFH FASST		35,133			(25,268)	(9,865)			-	-
54NB02	Project Prevent YR 2 10-20 to 9-21		8,267			(5,073)	(3,194)			-	-
54NB03	Man LAUNCH 9-20 to 12-21		18,458			(12,433)	(6,025)			-	-
54NB04	FIT Database 10-20 to 9-21		3,673			(2,646)	(1,027)			-	-
54NB05	YLTA 10-20 to 6-21		(1,118)			749	369			-	-
54NB06	FSNH 10-20 to 6-21		20,161			(13,708)	(6,453)			-	-
54NB07	NEXUS 2.0		100,086			(67,201)	(32,885)			-	-
54NB08	OCRP 7-19 to 3-21		4,628			(2,941)	(1,687)			-	-
54NB09	CSMN 7-19 to 6-20									-	-
54NB10	Project Aware 7-19 to 9-19									-	-
54NB14	FSNH 9-19 to 9-20									-	-
54NB15	CBH FASST 10-19 to 9-20									-	-
54NB16	CPP 9-19 to 3-21									-	-
54NB19	NEXUS 4-19 to 1-25									-	-
54NB20	Laconia SCTG 10-19 to 9-20									-	-
54NB21	Kinship Nav 3-21 to 2-22		126,729			(85,206)	(41,523)			-	-
54NB22	Global UGRAD Fall 2021	(28,177)	28,177							-	-
54NB23	NH Food Bank		655				(655)			-	-
54NB25	Project Prevent 10-21 to 09-22		44,321			(29,593)	(14,728)			-	-
54NB28	Region 4-Lead		6,425			(3,712)	(2,713)			-	-
54NB29	Region 4 - Project		913			(651)	(262)			-	-
54NB30	Manchester ACERT ARPA		38,527			(25,231)	(13,296)			-	-
54NB31	Family Support NH Data Platform		12,951			(8,265)	(4,686)			-	-
54NB32	FIT 10-21 to 09-22		1,500			(1,081)	(419)			-	-
54NB33	Kinship Nav 3-22 - 2-23		11,294			(8,137)	(3,157)			-	-
54NB34	Ready Set LAUNCH		1,922			(1,377)	(545)			-	-
54NB35	Community Action Work PhaseII		1,420			(1,242)	(178)			-	-
54NB36	Hungry Owl									-	-
54NB37	PDG Region 6 Seacoast		2,291			(1,644)	(647)			-	-
54U079	Antifreeze Proteins 12-17 to 11-21		67				(67)			-	-
54U086	NH Bio-MADE 9-18 to 8-23		74,389			(49,641)	(30,898)			6,150	-
54U090	INBRE Fichtenholtz Yr2 7-19 to 6-20									-	-
54U093	Effect on Aquaculture 9-19 to 8-20		(385)							385	-
54U094	Undergrad Learn Module 5-20 to 8-21									-	-
54U095	Bio-Ink Design 03-20 to 08-21		871				(1,039)			168	-
54U096	U. R. T. 6-1-20 to 8-28-20									-	-
54U097	INBRE RSTG Yr. 1 7-20 to 6-21		9,292			(3,891)	(5,401)			-	-
54U098	INBRE Roy Chowdhury 7-20 to 6-21		1,027			2,409	(3,436)			-	-
54U099	INBRE Vimal Cruz 7-20 to 6-21									-	-
54U100	INBRE RSTG YR2 7-21 - 06-22		273,220			(135,571)	(137,649)			-	-
54U101	U.R.T. 3-1-20 to 8-31-21		16,958				(16,958)			-	-
54U102	INBRE Roy Chowdhury 7-21 to 6-22		30,010			(18,298)	(11,712)			-	-
54U103	Marguerite's Place Evaluation		4,008			(1,839)	(2,169)			-	-
54U104	SBCF Manufacturing Process		7,340			(5,288)	(2,052)			-	-
54U105	NH Sea Grant Omnibus 2022-2024		20,328			(12,227)	(8,101)			-	-
54U106	Seed Funding for L. Launen		313				(313)			-	-
54ZADJ	KSC P1 Adjustments		(50,330)	127,013			98,063		(47,733)	(512,787)	(385,774)
54ZKSC	Restricted Rev Adjustment- KSC		(903,984)				903,984			-	-

KEENE STATE COLLEGE
DETAILED SCHEDULE OF REVENUES, EXPENSES, AND TRANSFERS
FOR THE YEAR ENDED JUNE 30, 2022

Fund	Fund Title	Net Student Tuition	Grant Revenue[1]	Auxiliary Revenue	Appropriations & Other Revenue	Employee Compensation	Supplies and Services	Other Expenses	Transfers In/(Out)	Beginning Fund Balance 06/30/2021	Ending Fund Balance 06/30/2022
55C000	KSC Undistributed Salaries					(4,490)				5,198	708
55C083	Cost Share - General Undistributed									19,877	19,877
55C126	CS-SBDC 01-01-2017 to 12-31-2017								(444)	444	-
55C127	CS Harris Ctr. 4-17 to 12-20					(4,351)	(4,537)		24,330	(8,181)	7,261
55C133	CS Antifreeze Protein 12-17 11-21									-	-
55C134	CS NCAA Internship 3-18 to 5-20									439	439
55C137	CS Butt of a Joke 8-1-18 to 7-31-22									-	-
55C141	CS-SBDC 1-1-19 to 12-31-19									9,779	9,779
55C143	CS Aspire 9-1-19 to 8-31-20									-	-
55C144	CS-OSHA Consult Portion FFY20						7,488		(7,488)	-	-
55C147	CS Integrated Learning 7-20 to 8-21					(9,560)			9,560	-	-
55C148	CS Aspire STEM 9-20 to 8-21	(13,200)				(4,586)	(998)		36,880	29,540	47,636
55C149	CS Aspire 9-20 to 8-21	(15,800)				(3,044)	(900)		37,880	29,774	47,910
55C150	CS-OSHA Consult Portion FFY21						(11,285)			35,960	24,675
55C152	CS Woodsmoke Awareness 10-20 - 9-21					(5,340)				5,350	10
55C153	CS Bus & Eco 12-20 - 11-23					(25,133)			25,133	-	-
55C154	Cost Share						(18,335)		51,758	-	33,423
566006	Woodsmoke Awareness 10-20 to 9-21		16,275			(7,565)	(8,710)			-	-
584152	Upward Bound, Yr. 5, 6-16 to 5-17									1,035	1,035
584178	Upward Bound Yr. 3 6-19 to 5-20									-	-
584179	Aspire 9-1-19 to 8-31-20									-	-
584180	UBMS, Year 3, 9-1-19 to 8-31-20		1,186			(1,098)	(88)			-	-
584182	PELL 7-1-20 to 6-30-21	3,436	(3,436)							-	-
584184	CWS 7-1-20 to 6-30-21									-	-
584187	HEERF Student Aid 5-20 to 3-22				3,760,160		(3,760,160)			-	-
584189	Upward Bound Yr. 4, 6-20 to 5-21	(32,238)	32,364			574	(700)			-	-
584190	Aspire STEM 9-20 to 8-21	(22,800)	272,261			(215,630)	(33,831)			-	-
584191	Aspire 9-20 to 8-21	(12,500)	277,413			(227,330)	(37,583)			-	-
584192	UBMS, Year 4, 9-1-20 to 8-31-21		52,944			(25,607)	(27,337)			-	-
584193	SEOG 7-1-21 to 6-30-22	(387,453)	357,453						30,000	-	-
584194	SEOG 7-1-21 to 6-30-22	(3,476,086)	3,476,086							-	-
584196	CWS 7-1-21to 6-30-22		316,435			(244,435)	(42,000)		(30,000)	-	-
584199	Upward Bound YR5 6-21 to 5-22		433,387			(312,452)	(120,935)			-	-
584200	UBMS Year 5		128,233			(100,100)	(28,133)			-	-
584207	Upward Bound 6-22 to 5-23		14,727			(13,879)	(848)			-	-
593007	R15 Funct. Analysis 2-18 to 1-21		(318)				318			-	-
593008	Macrocycle Antifreeze 2-20 to 1-22		125,139			(48,812)	(76,327)			-	-
593009	Metabolic Control of Porphyrin		124,287			(85,287)	(39,000)			-	-
	TOTAL SPONSORED RESEARCH & PROGRAMS	(4,395,518)	8,520,292	-	3,887,173	(3,499,082)	(4,458,393)	-	129,876	(376,869)	(192,521)
	LOAN FUNDS										
5LD001	KSC Perkins Student Loan Fund				62,358		(54,947)		(83,530)	224,611	148,492
5LD020	KSC Student Loan Fund									86,835	86,835
5LD022	Tuition Loan Fund II - KSC				14,163		(69,491)			1,155,701	1,100,373
5LD023	KSC Huntley-Spaulding Loan Fd									60,567	60,567
5LD024	Institutional L/T Loan Funds									75,369	75,369
5LD025	Keene Endow Assoc Loan Fund									67,556	67,556
	TOTAL LOAN FUNDS	-	-	-	76,521	-	(124,438)	-	(83,530)	1,670,639	1,539,192
	ENDOWMENT & SIMILAR FUNDS										
5M0005	KSC-Kalich Charitiable Gift Annuity				(4,172)				(2,784)	10,528	3,572
5QD001	Peter H. Batchelder Scholarship Fd				(64,733)					599,875	535,142
5QD003	Barbara Kirstein Nursing Schl Endow				(4,472)					41,444	36,972
5QE001	Camp on Wilson Pond Endowment				(3,533)					32,736	29,203
5QE002	Alumni Program Quasi-Endowment				(20,949)				5,675	188,643	173,369

KEENE STATE COLLEGE
DETAILED SCHEDULE OF REVENUES, EXPENSES, AND TRANSFERS
FOR THE YEAR ENDED JUNE 30, 2022

Fund	Fund Title	Net Student Tuition	Grant Revenue[1]	Auxiliary Revenue	Appropriations & Other Revenue	Employee Compensation	Supplies and Services	Other Expenses	Transfers In/(Out)	Beginning Fund Balance 06/30/2021	Ending Fund Balance 06/30/2022
5QE003	Goodell, Ida '47 Quasi Endowment				(52,051)					482,348	430,297
5QE004	Morris August Honors Prog Quasi End				(83,144)					1,063,043	979,899
5QE005	Calhoun, R & J Thorne-Sagendorf Gal				(4,680)					43,369	38,689
5TD001	Class of 1939 International Ed				(7,573)					96,620	89,047
5TD002	Paul J. Holloway				(11,308)					104,793	93,485
5TD003	Leslie S Hubbard Scholarship				(23,724)					219,846	196,122
5TD004	Winona Vincent Hubbard				(358,213)					3,319,536	2,961,323
5TD005	Charlotte Ketcham				(4,964)					46,001	41,037
5TD006	John Kontinos				(3,024)					28,024	25,000
5TD008	KSC - General Scholarship				(41,192)					469,624	428,432
5TD009	KSC - Owls Athletic				(5,527)					51,220	45,693
5TD010	KSC - Parents Assoc Scholarshi				(9,414)					87,234	77,820
5TD011	People's United Bank Schlrshp End				(8,509)					78,854	70,345
5TD012	Filomena R. Raich				(26,765)					248,033	221,268
5TD013	Anna I. Rausch Scholar Fund				(2,998)					27,780	24,782
5TD014	Alfred & Elizabeth Thomas				(3,250)					30,114	26,864
5TD015	Travis-Grace Fund				(3,967)					42,585	38,618
5TD016	Van Rossum Fund				(2,100)					19,460	17,360
5TD017	Christine Young Chadwick Schol				(2,932)					27,986	25,054
5TD018	Jesse F Davis 37 Fund				(4,577)					42,412	37,835
5TD019	Lucille Plant Davis 38 Fund				(4,579)					42,429	37,850
5TD020	Clarke Dist Safety Studies End				(1,817)					16,840	15,023
5TD021	Marjorie Paulsen Hilton Sch-Cu				(63,307)					586,665	523,358
5TD022	Joseph Grilli Scholarship Endo				(5,111)					47,361	42,250
5TD023	Mary/Erik Hamilton Schol Endow				(6,623)					61,375	54,752
5TD024	Granite State Scholars Schol Endow				(10,301)					95,457	85,156
5TD025	Ruth Burnham Paige '45 Education Sc				(9,893)					91,682	81,789
5TD026	Music Dept Endowed Scholarship				(1,475)					54,540	53,065
5TD027	Menard, Kendall & Carlene Schol End				(4,223)					39,134	34,911
5TD028	Morgan, Deb Mem Scholarship Endowmt				(6,395)					76,383	69,988
5TD029	Waltz Memorial Award Endowment				(3,635)					40,231	36,596
5TD031	Nutrition, Comm Serv Scholar - Endo				(4,451)					41,251	36,800
5TD032	Anita R Nestor Nutrition Schol-Endo				(4,299)					39,841	35,542
5TD033	Dr. Y Scholarship Endowment				(5,625)					52,130	46,505
5TD034	Matt Paul RA Mem'l Endow Awd				(2,459)					23,189	20,730
5TD035	Sandra Ellison Mem'l Schol-Endow				(42,801)					397,435	354,634
5TD038	Eder Creative Writing Scholarship E				(20,089)					186,165	166,076
5TD039	Yarosewick Family Education Award E				7,729					15,131	22,860
5TD040	Bureau Education Scholarship Endowm				(7,439)					68,935	61,496
5TD041	Cheshire Kennel Club Vet Award Endo				(3,765)					34,890	31,125
5TD042	Cornelius R Lyle II				(7,036)					65,205	58,169
5TD043	Operating Staff Dependents Schlrshp				(5,549)					57,506	51,957
5TD044	Tyler Smith Memorial Schlrshp-Endow				(1,391)					43,643	42,252
5TD045	Class of 1961 Endowed Scholarship				(5,712)					119,181	113,469
5TD046	Mary Yelda Music Schlrshp-Endowment				(3,300)					30,584	27,284
5TD047	John Waterhouse Schol-endow				(33,387)					309,399	276,012
5TD048	Barbara & Richard Peterson Schlrshp				(7,911)					73,311	65,400
5TD049	Adams, William Geography End Schol				(2,679)					26,453	23,774
5TD050	Class of 1963 Teacher Ed Schl End				(3,198)					66,823	63,625
5TD051	UNIQUE Endowment Alloc Plan-KSC				(420,289)					14,341,667	13,921,378
5TD052	Sherry Bovinet Schl Fund				(2,777)					27,253	24,476
5TD053	Rene Lachapelle Endowed Schl Fund				(4,712)					43,874	39,162
5TD054	Foster Schl Occupational H & S				(3,182)					29,489	26,307
5TD055	Kay Maclean Memorial Schl Endowment				(3,206)					29,708	26,502
5TD056	White Mountain Gifted Scholars End				(142,433)					1,319,915	1,177,482

KEENE STATE COLLEGE
DETAILED SCHEDULE OF REVENUES, EXPENSES, AND TRANSFERS
FOR THE YEAR ENDED JUNE 30, 2022

Fund	Fund Title	Net Student Tuition	Grant Revenue[1]	Auxiliary Revenue	Appropriations & Other Revenue	Employee Compensation	Supplies and Services	Other Expenses	Transfers In/(Out)	Beginning Fund Balance 06/30/2021	Ending Fund Balance 06/30/2022
5TD057	Never too Late Scholarship Endow.				(3,468)					32,139	28,671
5TD058	Arline and Robert Wurstner End. Sch				(5,511)					51,073	45,562
5TE001	Ann C. Peters				(2,689)					24,915	22,226
5TE002	The Hazel S Hamilton Endowment				(17,697)					164,001	146,304
5TE003	Aubrey & Satako Thomas Jr Scho				(2,918)					27,045	24,127
5TE004	KSC - Faculty & Program Endowm				(8,222)					76,191	67,969
5TE005	KSC - Volunteer Scholarship				(2,687)					24,903	22,216
5TE007	Hollis B Robbins Mem Endow				(3,791)					39,093	35,302
5TE008	Alta Townes Mem Dance Endow				(5,665)					55,035	49,370
5TE009	Cfnh Safety Studies Ldsp Award				(1,785)					16,538	14,753
5TE010	Hildebrandt Holocaust Award				(5,425)					50,268	44,843
5TE011	Jh Grilli Apt Memorial Fund				(3,132)					29,029	25,897
5TE012	Resident Assisstant Award Endo				(3,095)					28,682	25,587
5TE013	Kalich Family Nutrition Endow				(1,093)					20,372	19,279
5TE014	D Hickey-D Andrews Fund				(1,689)					23,780	22,091
5TE015	Liberty Mutual Math Endowed Award				(3,295)					30,533	27,238
5TE016	Danny Paul Hunter Mem Sch End				(3,689)					34,185	30,496
5TE019	Ewing World Affairs Endowment				(23,229)					215,264	192,035
5TE020	Roos Art Lecture Endowment				(16,740)					155,131	138,391
5TE021	Putnam Chair for Chemistry Endowmnt				(378,424)					3,506,822	3,128,398
5TE022	Dr Bartlett Swett V & P Art End Sch				(67,661)					627,250	559,589
5TE023	AIANH Kahn Adv for Architecture End				(1,577)					22,687	21,110
5TG001	Stephanie & Joseph Baute Sch				(26,781)					250,960	224,179
5TG002	Safety Studies Program-Endow				(2,294)					21,263	18,969
5TG003	Class 90-91 Lessard Mem Sch-c				(3,032)					28,908	25,876
5TG004	Class of 54 Educ Schol Endow				(3,511)					44,466	40,955
5TG005	Thorne/art Dept Fellow Endow				(11,496)					106,529	95,033
5TG006	Cohen Center for Holocaust Studies				(151,373)					1,425,932	1,274,559
5TH002	KSC Film Program Endowment-Cur				(4,086)					37,865	33,779
5TH003	KSC - Arts Endowment				(12,651)					118,080	105,429
5TH004	Thorne Sagendorph Art Gallery				(28,519)					265,154	236,635
5TH005	Cohen Chair for Genocide Studies En				(391,904)					3,631,741	3,239,837
5TH006	Susan Herman Award H&G Aware - End				(6,107)					69,642	63,535
5TH007	Meiszner Cohen Center Endowment				(3,165)					37,252	34,087
5TL001	Holocaust Lecture Series				(10,627)					99,295	88,668
5TL002	Earle F Jenkins '27 Mem Book				(6,737)					62,431	55,694
5TP001	Jane & James Batts Scholarshp Endow				(2,137)					19,796	17,659
5TP002	Thomas J Crowley Endowed Award				(2,328)					21,588	19,260
5TP003	Meiszner Early Sprouts Endowment				(2,867)					34,481	31,614
5TS001	Orang Asli Archive Endowment				(6,875)					64,958	58,083
	TOTAL ENDOWMENT & SIMILAR FUNDS	-	-	-	(2,845,063)	-	-	-	2,891	37,592,460	34,750,288
	PLANT FUNDS										
5N0ADJ	KSC Net Invested in Plant Adjust									(250,000)	(250,000)
5NG003	KSC Net Invested in Plant				(1,069,794)			(7,857,073)	3,051,954	161,272,907	155,397,994
5NG004	KSC Equipment				(123,170)			(574,918)	374,065	3,380,086	3,056,063
5NG007	2001 HEFA DEBT							(471,565)	1,213,684	(11,875,140)	(11,133,021)
5NG009	2001R HEFA DEBT							(122,105)	1,089,585	(3,052,616)	(2,085,136)
5NG011	2002 HEFA Refunding Debt									-	-
5NG013	2006B-2 HEFA DEBT							(437,875)	961,229	(10,946,879)	(10,423,525)
5NG015	2005A HEFA DEBT							(519,018)	1,132,877	(12,864,790)	(12,250,931)
5NG023	2006 HEFA Debt							(614,553)	1,338,855	(15,178,764)	(14,454,462)
5NG050	KSC Leases and SBITAs				(63,394)		86,760	(103,117)		33,094	(46,657)
5NG09A	2009A HEFA DEBT							(55,338)	230,256	(1,605,556)	(1,430,638)
5NG15A	KSC 2015A HEFA Debt							(944,417)	1,860,034	(32,798,742)	(31,883,125)

KEENE STATE COLLEGE
DETAILED SCHEDULE OF REVENUES, EXPENSES, AND TRANSFERS
FOR THE YEAR ENDED JUNE 30, 2022

Fund	Fund Title	Net Student Tuition	Grant Revenue[1]	Auxiliary Revenue	Appropriations & Other Revenue	Employee Compensation	Supplies and Services	Other Expenses	Transfers In/(Out)	Beginning Fund Balance 06/30/2021	Ending Fund Balance 06/30/2022
5X0ADJ	KSC Unexpended Plant Adjustments						3,209,305		(3,208,679)	(3,102)	(2,476)
5XG001	Unexp. R&R - General Funds								(1,942,207)	16,469,725	14,527,518
5XG002	Unexp. R&R - Housing									-	-
5XG015	Madison Street Parking									9,480	9,480
5XG069	KSC Heating Plant Upgrade									183,815	183,815
5XG073	KSC IFB Payments									6	6
5XG082	Campus Safety Vehicle Replacement									21,240	21,240
5XG086	KSC Alumni Center IFB								(367,888)	367,888	-
5XG095	Mason Library-Cohen Ctr Expansion									-	-
5XT009	Professional Studies Projects									106,671	106,671
5XT011	Sciences Projects								108,000	29,581	137,581
5XT025	Classroom Equip and Tech Upgrades									463,982	463,982
5XT070	Safety & Accessibility Improvements									688,146	688,146
5XT082	Student Ctr Small Projects-KSC									-	-
5XT108	Cable Plant Infrastructure						(266,626)		512,000	1,074,147	1,319,521
5XT109	Net Connectivity & Transport Equip									102,760	102,760
5XT110	Voice Telephony Infrastructure									76,485	76,485
5XT111	Net Services & Support Equipment									329,564	329,564
5XT113	Deferred Maintenance Projects								97,699	360,641	458,340
5XT121	Elliot Hall 2nd Floor Renovation									2,012	2,012
5XT125	Hale Building Renovations									89,819	89,819
5XT133	Dining R&R Small Projects									-	-
5XT144	KSC LED Site Lighting									39,981	39,981
5XT147	RLO Small Projects						(106,599)		39,135	85,751	18,287
5XT148	KSC E&G Small Projects						(1,276,542)		1,876,278	799,370	1,399,106
5XT152	Energy Submetering Project									30,438	30,438
5XT153	Mason Library Athenaeum									36,856	36,856
5XT157	Mason Library Projects									40,831	40,831
5XT158	Nursing Lab and Sim Spaces									196,698	196,698
5XT162	Access Control Project									519,289	519,289
5XT164	Joslin Hall									235,192	235,192
5XT165	Elliot Hall 1st Floor									1,000,000	1,000,000
5XT169	Redfern Life Safety Improvements						(2,500)			897,350	894,850
5XT176	Steam Line Replacement									15,511	15,511
5XT177	Spaulding Pool Ventilation						(417,265)			594,792	177,527
5XT178	Artificial Turf Field						(539,682)		250,341	356,541	67,200
5XT179	Young Student Center Learning Lab						(1,450)			5,223	3,773
5XT180	Science Center Roof & Capstones						(605,000)		1,064,698	-	459,698
5XT182	Bushnell Demo & Site Restoration						(4,300)		800,000	-	795,700
	TOTAL PLANT FUNDS	-	-	-	(1,256,358)	-	76,101	(11,699,979)	10,481,916	101,340,283	98,941,963
TOTAL KEENE STATE COLLEGE		**$ 29,585,365**	**9,424,276**	**28,142,404**	**19,770,086**	**(51,452,969)**	**(33,353,520)**	**(15,755,736)**	**15,771,952**	**108,499,737**	**110,631,595**

[1] Grant Revenue includes Federal Pell Grants (when applicable) which is shown in nonoperating revenues/expenses on the summary statement of revenues, expenses, and changes in net position

KEENE ENDOWMENT ASSOCIATION
DETAILED SCHEDULE OF REVENUES, EXPENSES, AND TRANSFERS
FOR THE YEAR ENDED JUNE 30, 2022

Fund	Fund Title	Net Student Tuition	Grant Revenue[1]	Auxiliary Revenue	Appropriations & Other Revenue	Employee Compensation	Supplies and Services	Other Expenses	Transfers In/(Out)	Beginning Fund Balance 06/30/2021	Ending Fund Balance 06/30/2022
	INTERNALLY DESIGNATED										
5DEZ40	Keene Endow Assoc Gen Fund Income				(2,488)					30,531	28,042
	TOTAL INTERNALLY DESIGNATED	-	-	-	(2,488)	-	-	-	-	30,531	28,042
	ENDOWMENT & SIMILAR FUNDS										
5TEZ01	Maxfield L Young Mem Schol Endow				(32,672)					240,362	207,690
5TEZ02	Harry C Tebbetts Scholarhip Endow				(288,761)					2,124,182	1,835,421
5TEZ03	Marion Frost Hudson '53 Mem. Schol				(4,222)					65,522	61,300
5TEZ04	Frank H Blackington Jr Mem Schol				(6,718)					50,054	43,336
5TEZ05	Dorothy E Potter '45 Mem Schol				(5,659)					41,701	36,042
5TEZ06	KSC Student Memorial Schol Endow				(44,648)					328,124	283,476
5TEZ07	Fred Simmons Memorial Schol Endow				(11,124)					83,657	72,533
5TEZ08	KSC Family Assistance Schol Endow				(11,753)					86,519	74,766
5TEZ09	KSC Alumni Association Schol Endow				(73,179)					540,302	467,123
5TEZ10	David C Staples Memorial Schol				11,818					2,098,499	2,110,317
5TEZ11	Margaret E Siegert '84 Mem Schol				(9,345)					73,012	63,667
5TEZ12	Teacher Education Scholarship				(46,112)					335,792	289,680
5TEZ13	Giovannangeli Family Schol Endow				(4,592)					81,005	76,413
5TEZ14	Lydia Pellerin Tolman '47 Mem Schol				(7,622)					68,581	60,959
5TEZ15	Leona Day Henderson '18 Schol				(27,168)					199,878	172,710
5TEZ16	David Hatch Battenfeld Mem Award				(1,905)					22,357	20,452
5TEZ17	Capt Michael J Watters 86 Mem Schol				(20,123)					150,492	130,369
5TEZ18	Peter Jenkins Memorial Schol Endow				(5,545)					41,007	35,462
5TEZ19	Frank Blackington Jr Language Award				(3,468)					25,110	21,642
5TEZ20	Julia McHale Redfern Memorial Prize				(1,977)					30,949	28,972
5TEZ21	Levine Mellion Parent Award				(1,174)					18,313	17,139
5TEZ22	Aubrey Thomas '62 Biology Award				(4,669)					35,044	30,375
5TEZ23	MF Hudson-BD Turner '16 Mem Library				(8,183)					73,429	65,246
5TEZ25	Harry Preston Book Fund Endowment				(2,976)					21,884	18,908
5TEZ26	Franklyn C Redfern Mem Book Fund				(1,590)					24,710	23,120
5TEZ27	KEA Thorne-Sagendorph Art Gallery				(124,693)					1,106,585	981,892
5TEZ29	Marion Wood '26 Room Endowment				(5,935)					53,085	47,150
5TEZ30	Barbara J Seelye Memorial Endow				(3,276)					24,235	20,959
5TEZ31	Franklin Roberts '24 Geography Fund				(7,154)					52,690	45,536
5TEZ33	KEA Class of 1939 International Edu				(3,437)					32,714	29,277
5TEZ34	Rosensaft Scholarship Endowment				(6,453)					47,597	41,144
5TEZ37	Phi Lambda Chi Scholarship Endow				(4,925)					36,320	31,395
5TEZ38	Michael D Keller Memorial Endowment				(7,592)					57,476	49,884
5TEZ41	Costin Family Scholarship Endowment				(9,147)					73,580	64,433
5TEZ44	KEA Redfern Arts Center Endowment				(20,170)					142,603	122,433
5TEZ45	Francis Oliver Campus Beautificatio				(7,869)					73,440	65,571
5TEZ46	Fred L Barry 36 Graduate Fellowship				(11,110)					173,195	162,085
5TEZ48	Norma W Walker '51 Schol Endow				(6,258)					47,714	41,456
5TEZ49	Ann C Peters Scholarship Endowmnt				(2,618)					47,052	44,434
5TEZ50	Class of 1958 Schol for Teacher Ed				(13,294)					98,554	85,260
5TEZ51	Dorothea Kitlan Scholarship Endow				(212,487)					1,562,064	1,349,577
5TEZ52	Class of 1960 Endowed Scholarship				(14,264)					108,955	94,691
5TEZ53	Staples, David C. Nusing Schol-End				16,506					860,287	876,793
5TEZ54	Class of 1962 Scholarship - Endow				(9,842)					74,630	64,788
5TEZ55	Class of 1957 Endowed Sch Teach Ed				(7,640)					56,519	48,879
5TEZ56	Megna Family Endowed Scholarship				(6,895)					49,492	42,597
5TEZ57	Dr. Howard Smith Schl Endowment				(29,702)					213,448	183,746
5TEZ58	Faust, John and Cynthia Schl				(4,829)					37,404	32,575
5TEZ59	Elizabeth Staples Opportunity Schl				21,123					790,433	811,556
5TEZ60	History Scholarship Fund				155,082					77,178	232,260
5TEZ61	Leonard Endow. Schl. Disabilities				(16,802)					141,124	124,322

KEENE ENDOWMENT ASSOCIATION
DETAILED SCHEDULE OF REVENUES, EXPENSES, AND TRANSFERS
FOR THE YEAR ENDED JUNE 30, 2022

Fund	Fund Title	Net Student Tuition	Grant Revenue[1]	Auxiliary Revenue	Appropriations & Other Revenue	Employee Compensation	Supplies and Services	Other Expenses	Transfers In/(Out)	Beginning Fund Balance 06/30/2021	Ending Fund Balance 06/30/2022
5TEZ62	Leonard Endowed Schl in Music				(22,214)					146,560	124,346
5TEZ63	Rodney R. Adams '72 Mem. Schp. Fund				(4,530)					33,216	28,686
5TEZ64	Jue Community Service Endowment				1,476					41,083	42,559
5TEZ65	J Abbott Global Opportunities Fund				1,832					31,275	33,107
5TEZ66	Olive F Jennison Award Endowment				(7,545)					67,630	60,085
5TEZ67	Robert and Alice Johnson Sch Ed				(3,643)					56,783	53,140
5TEZ68	Lora Adams Mem Nutri & Health Endow				(4,512)					29,284	24,772
5TEZ69	Atha Adams Scholarship Endowment				1,109					27,820	28,929
5TEZ70	Dr Rose Kundanis Journalism Endow				(3,011)					35,782	32,771
5TEZ71	Carole Russell Memorial Endowment				(7,785)					52,209	44,424
5TEZ72	Raymond & Dorothy M Jobin Endowment				(4,974)					40,622	35,648
5TEZ73	Samuel Martin '09 Mem Schol Endowme				(5,500)					36,542	31,042
5TEZ74	Don Baldini Music Scholarship Endow				(2,766)					28,627	25,861
5TEZ75	Quin-D Dance Endowment				(3,439)					30,277	26,838
5TEZ76	Women's Education Oppor Fund Endow				(17,554)					136,136	118,582
5TEZ77	Cohen DepartmentChair HGS Program				834,709					-	834,709
5TEZ78	Director Cohen Center HGS Endowment				(531,814)					3,220,687	2,688,873
5TEZ79	Mary & Lester Shealy Mem Sch Endowm				(4,160)					32,493	28,333
5TEZ80	Class of 1964 Teacher Ed Sch Endow				(3,337)					55,349	52,012
5TEZ81	David Leinster mem Sch Endow				20,600					-	20,600
5TEZ82	KEA Board of Trustees Scholar Endow				21,574					-	21,574
5TEZ83	C Barber 10 Men's Lacrosse Fund End				(3,299)					20,547	17,248
5TEZ84	D Ogg SPDI Faculty Develop Endow				286,460					-	286,460
5TEZ85	Delmar ogg SPDI Scholarship Endow				40,923					-	40,923
5TEZ86	Barbara Faculaty Scholarship Endowment				159,378					-	159,378
5TEZ87	Math Faculty Scholarship Endowment				17,951					-	17,951
5TEZ89	Dr Gary Bonitatibus Mem Schol Endow				17,140					-	17,140
	TOTAL ENDOWMENT & SIMILAR FUNDS	-	-	-	(183,979)	-	-	-	-	17,021,781	16,837,802
TOTAL KEENE ENDOWMENT ASSOCIATION		**$ -**	**-**	**-**	**(186,467)**	**-**	**-**	**-**	**-**	**17,052,312**	**16,865,844**

[1] Grant Revenue includes Federal Pell Grants (when applicable) which is shown in nonoperating revenues/expenses on the summary statement of revenues, expenses, and changes in net position

GRANITE STATE COLLEGE
DETAILED SCHEDULE OF REVENUES, EXPENSES, AND TRANSFERS
FOR THE YEAR ENDED JUNE 30, 2022

Fund	Fund Title	Net Student Tuition	Grant Revenue[1]	Auxiliary Revenue	Appropriations & Other Revenue	Employee Compensation	Supplies and Services	Other Expenses	Transfers In/(Out)	Beginning Fund Balance 06/30/2021	Ending Fund Balance 06/30/2022
	GENERAL OPERATING & OTHER RESTRICTED FUNDS										
7U0000	GSC Education and General	$ 12,329,104	93,945		4,351,879	(9,397,064)	(3,774,186)	(95,214)	3,176,066	18,124,438	24,808,968
7U0ADJ	GSC Unrestricted Adjustments	$ -					34,598			-	34,598
7WG106	Other Postemployment Bnft (OPEB)					87,235				(2,049,784)	(1,962,549)
	TOTAL GENERAL OPERATING & OTHER UNRESTRICTED FUNDS	12,329,104	93,945	-	4,351,879	(9,309,829)	(3,739,588)	(95,214)	3,176,066	16,074,654	22,881,017
	INTERNALLY DESIGNATED										
7D1720	GSC Statewide Alumni Assn Fund				1,252		(11,865)			50,890	40,277
7D1725	GSC Accreditation Compliance						(7,500)		(245,854)	253,354	-
7D1727	Bookstore Commissions				13,451		(840)			59,352	71,963
7D1728	GSC Merchandise				682					3,033	3,715
7D1729	GSC Unrestricted Gifts									4,125	4,125
7D1731	GSC Advancement									265,053	265,053
7D1733	GSC President Search								(69,464)	69,464	-
7D1735	GSC Strategic Initiatives								(2,502,046)	2,502,046	-
7D1739	DVA Annual Reporting Fees				2,560					10,508	13,068
7D1CNT	GSC Contingency Funds								(25,992)	25,992	-
7D1HIF	GSC Health Initiatives Fund						(2,169)			10,960	8,791
7DCERP	CERP-COVID Enhanced Retirement GSC					(6,593)			497,473	(490,880)	-
7DRSTF	GSC Separation Fund								(596,629)	596,629	-
	TOTAL INTERNALLY DESIGNATED	-	-	-	17,945	(6,593)	(22,374)	-	(2,942,512)	3,360,526	406,992
	AUXILIARY										
7A2770	GSC Merchandise Sales								(204,840)	204,840	-
	TOTAL AUXILIARY	-	-	-	-	-	-	-	(204,840)	204,840	-
	RESTRICTED GIFTS & ENDOWMENT INCOME										
7G0001	GSC - Friendship Fund				114					4,914	5,028
7G0003	GSC Discretionary Fund-undes									2,085	2,085
7G0004	GSC Annual Fund/Scholar Des.	(7,100)			3,607					19,568	16,075
7G0006	M Horton/V Montana Schol Fund	(625)			627					6,385	6,387
7G0007	OLLI Exeter Scholarships									645	645
7G0008	OLLI/Osher Donations									13,219	13,219
7G0014	Unique Endowment Allocation Plan	(218,558)			228,791					(54)	10,179
7G0017	OLLI/OSHER Endowment Payout	93,345			275,716	(233,107)	(48,596)			624,847	712,205
7G0018	OSHER Reentry Scholarship Endow PO	(5,000)			68,058					79,877	142,935
7G0021	Pres Transformation Opp Scholarship	(3,000)			3,197					3,798	3,995
7G0022	Shaheen N. Michaels Scholarship	(1,900)			1,818					375	293
7G0023	McDonnell Family Scholarship	(210)			210					15	15
7G0024	Merrill Student Completion Sch PO	(500)			1,003					4,933	5,436
7G0026	Bookstore Scholarship Fund				5,000					5,000	10,000
	TOTAL RESTRICTED GIFTS & ENDOWMENT INCOME	(143,548)	-	-	588,141	(233,107)	(48,596)	-	-	765,607	928,497
	SPONSORED RESEARCH & PROGRAMS										
73D008	FY20 iSocial Grant									-	-
73D009	FY21 iSocial Grant		946			(250)	(696)			-	-
73D010	Virtual Instruction DOE		(696)				696			-	-
73D011	Virtual Instruction DOE-FY22		473,954			(113,238)	(360,716)			-	-
73H025	FY20 Early Child Care									-	-
73H026	ETP FY20									-	-
73H027	FY20 CPE									-	-
73H029	FY21 Early Child Care	9,194	(9,194)							-	-
73H030	FY21 Child Welfare Education P'ship		3,424			(378)	(3,046)			-	-
73H031	FY22 Early Child Care	(191,991)	209,902			(17,911)				-	-
73H032	FY22 Child Welfare Education Part	(662,851)	2,440,780			(1,480,437)	(297,492)			-	-
73ZG21	FY21 Governor Scholarship (GSC)									-	-
73ZG22	FY22 Governor Scholarship (GSC)	(2,999)	2,999							-	-
73ZU21	UNIQUE Annual Allocation- FY21									-	-

GRANITE STATE COLLEGE
DETAILED SCHEDULE OF REVENUES, EXPENSES, AND TRANSFERS
FOR THE YEAR ENDED JUNE 30, 2022

Fund	Fund Title	Net Student Tuition	Grant Revenue[1]	Auxiliary Revenue	Appropriations & Other Revenue	Employee Compensation	Supplies and Services	Other Expenses	Transfers In/(Out)	Beginning Fund Balance 06/30/2021	Ending Fund Balance 06/30/2022
73ZU22	UNIQUE Annual Allocation-FY22	(197,490)	197,490							-	-
74N022	Network4Health Scholarship	(43,125)	43,125							-	-
74N024	Respectful Approach to Multig									-	-
74N025	Davis Educational Foundation									-	-
74ZCLL	Restricted Rev Adjustment- CLL		(93,945)		54,762		93,945			(54,762)	-
75C055	FY20 ECTA Cost Share									-	-
75C056	FY20 ETP Costshare									-	-
75C057	FY20 CPE Costshare									-	-
75C058	FY21 ECTA Costshare	3,564							(3,564)	-	-
75C059	FY21 CWEP Costshare									-	-
75C060	FY22 ECTA Costshare	(43,277)							43,277	-	-
75C062	FY22 CWEP Costshare	(504,140)				(44,874)			549,014	-	-
75CSHR	GSC Cost Share Clearing								(5,263)	5,263	-
784091	FY20 Federal Work Study		5,025						(5,025)	-	-
784092	FY20 Pell Grant									-	-
784095	2020-2021 Federal Work Study		(5,025)						5,025	-	-
784096	2020-2021 Pell Grant	6,397	(6,397)							-	-
784097	2020-2021 SEOG grant									-	-
784099	FY20 CARES Act COVID Student Aid				1,005,791		(1,005,791)			-	-
784100	FY20 CARES Act COVID Institutional				36,190	(583)	(35,607)			-	-
784102	2021-2022 Federal Work Study		89,001			(4,205)			(84,796)	-	-
784103	2021-2022 Pell Grant	(2,335,095)	2,335,095							-	-
784104	2021-2022 SEOG grant	(209,800)	125,004						84,796	-	-
784105	FY22 Direct Loan Program									-	-
										-	-
	TOTAL SPONSORED RESEARCH & PROGRAMS	(4,171,613)	5,811,488	-	1,096,743	(1,661,876)	(1,608,707)	-	583,464	(49,499)	-
	ENDOWMENT & SIMILAR FUNDS										
7Q0001	M Horton/V Montana Schol Fund				(2,049)					18,990	16,941
7T0001	GSC Endow Collector				(371)					3,442	3,071
7T0003	Osher/OLLI Endowment				(254,160)					2,365,097	2,110,937
7T0004	OSHER Reentry Scholarship Endowment				(179,234)					1,667,870	1,488,636
7T0005	President's Opportunity Scholarship				(10,445)					96,794	86,349
7T0006	UNIQUE Endowment Alloc Plan-GSC				(5,669)					6,301,055	6,295,386
7T0007	Shaheen N. Michaels Scholarship				(5,683)					55,052	49,369
7T0008	McDonnell Family Scholarship				(686)					6,359	5,673
7T0009	Merrill Student Completion Schol				(3,277)					30,370	27,093
	TOTAL ENDOWMENT & SIMILAR FUNDS	-	-	-	(461,574)	-	-	-	-	10,545,029	10,083,455
	PLANT FUNDS										
7N6675	GSC Net Invested in Plant				(24,216)			(290,884)		6,665,010	6,349,910
7N6650	GSC Leases and SBITAs				(50,051)		100,000	(114,830)		4,872	(60,009)
7N6676	GSC Equipment				(5,917)			(35,778)		208,663	166,968
7X6700	Tech Village R&R								(308,522)	308,522	-
7X6711	Hall Street - R & A								(74,751)	74,751	-
7X6715	Manchester - 1750 Elm St.								(5,506)	5,506	-
7XC002	GSC Vehicle Replacement Fund				12,000				(12,000)	-	-
	TOTAL PLANT FUNDS	-	-	-	(68,184)	-	100,000	(441,492)	(400,779)	7,267,324	6,456,869
TOTAL GRANITE STATE COLLEGE		**$ 8,013,943**	**5,905,433**	**-**	**5,524,950**	**(11,211,405)**	**(5,319,265)**	**(536,706)**	**211,399**	**38,168,481**	**40,756,830**

[1] Grant Revenue includes Federal Pell Grants (when applicable) which is shown in nonoperating revenues/expenses on the summary statement of revenues, expenses, and changes in net position

TRUSTEES/CHANCELLOR'S OFFICE
DETAILED SCHEDULE OF REVENUES, EXPENSES, AND TRANSFERS
FOR THE YEAR ENDED JUNE 30, 2022

Fund	Fund Title	Net Student Tuition	Grant Revenue[1]	Auxiliary Revenue	Appropriations & Other Revenue	Employee Compensation	Supplies and Services	Other Expenses	Transfers In/(Out)	Beginning Fund Balance 06/30/2021	Ending Fund Balance 06/30/2022
	GENERAL OPERATING & OTHER RESTRICTED FUNDS										
9U0000	University System E&G	$ -								-	-
9U0ADJ	SYS Unrestricted Adjustments	$ -					44,442			-	44,442
9UG000	University System E&G				11,594	(11,546,541)	10,614,867	(72,451)	357,998	774,515	139,982
9UGENR	USNH Enrollment Center					(562,574)	(68,758)		631,332	-	-
9WG106	Other Postemployment Bnft (OPEB)					86,160				(1,432,009)	(1,345,849)
9Z0001	NH Women in High Ed Leadership									8,055	8,055
9Z0ADJ	Agency Funds Year End Adjustment									(8,056)	(8,056)
9ZOSRP	Oper Staff Retirement Fund					233,218				861,795	1,095,013
	TOTAL GENERAL OPERATING & OTHER UNRESTRICTED FUNDS	-	-	-	11,594	(11,789,737)	10,590,551	(72,451)	989,330	204,300	(66,413)
	INTERNALLY DESIGNATED										
9D0006	Short-term Disability					(118,010)			118,010	-	-
9D0008	ARC Accrual					192,734			(1,000,000)	1,638,249	830,983
9D0012	STII Core Cash Investment				(7,707,285)		(5,059,352)		48,847,923	9,346,521	45,427,807
9D0018	Workers Compensation					163,333			(1,000,000)	1,357,351	520,684
9D0023	Long Term Disability					408,700			(418,010)	1,028,903	1,019,593
9D0042	Chancellor's Strategic Initiatives					(153,522)			74,545	78,977	-
9D0045	Chancellor EPSCOR Funding									-	-
9D0046	Info Tech Strategic Funds								(93,449)	93,449	-
9D0048	USNH Compliance Project									76,035	76,035
9D0049	Vehicle Replacement				24,000					20,795	44,795
9D00D2	Board of Trustee DiscretionaryAcct				85		(932)			9,769	8,922
9D0ADJ	SYS Int Desig Adjustments						1,258,729			-	1,258,729
9D0HIF	System Health Initiatives Funding						(580)			8,494	7,914
9D0INS	USNH Insurance Allocation						(698,672)			784,928	86,256
9DB000	Fringe Benefit Reserve				3,470,223	6,302,734	(296,908)		(14,565,566)	11,103,544	6,014,027
9DB002	Fringe Benefit Reserve Pre and Post				1,931,841	(8,737,763)			6,805,922	-	-
9DB003	Fringe Benefit Reserve CERP andCES					2,711,333			(2,711,333)	-	-
9DBSTF	System Separation Fund					(90,207)			90,207	-	-
9DCERP	CERP-COVID Enhanced Retirement SYS					14,393			1,290,725	(1,305,118)	-
	TOTAL INTERNALLY DESIGNATED	-	-	-	(2,281,136)	693,725	(4,797,715)	-	37,438,974	24,241,897	55,295,745
	RESTRICTED GIFTS & ENDOWMENT INCOME										
9G0001	Spaulding Potter Charitable Trust									5,066	5,066
9G0002	Visiting Professors Fund									5,107	5,107
9G0003	Squires Prize				1,129					1,633	2,762
9G0005	Bradford K Perry Memorial Fund				505					1,030	1,535
9G0006	Project Keep Contributions									500	500
9G0009	Spaulding Investment Mgmnt & Rsrch				572					7,408	7,980
9G0010	Spaulding Chartered Financial Analy				572					7,408	7,980
9G0011	Spaulding Investment Analysis Educ.				572					7,409	7,981
9G0015	Walter Peterson Gift Fund									1,200	1,200
9G00D2	John S Elliott Treasurer's Finance									1,249	1,249
	TOTAL RESTRICTED GIFTS & ENDOWMENT INCOME	-	-	-	3,350	-	-	-	-	38,010	41,360
	SPONSORED RESEARCH & PROGRAMS										
93Z001	NH GOFFER Hybrid Classrooms									-	-
93Z002	NH GOFFER CEMS Upgrade									-	-
93Z003	NH GOFFER Performing Arts									-	-
93Z004	NH GOFFER UNH Cooperative Ext									-	-
93Z005	NH GOFFER Underprivl students supp									-	-
93Z006	NH GOFFER-Remote Course Delivery									-	-
93Z008	COVID Relief - Expenses				(1,472,220)		1,472,220			-	-
940ADJ	SYS P1 Adjustments									-	-

TRUSTEES/CHANCELLOR'S OFFICE
DETAILED SCHEDULE OF REVENUES, EXPENSES, AND TRANSFERS
FOR THE YEAR ENDED JUNE 30, 2022

Fund	Fund Title	Net Student Tuition	Grant Revenue[1]	Auxiliary Revenue	Appropriations & Other Revenue	Employee Compensation	Supplies and Services	Other Expenses	Transfers In/(Out)	Beginning Fund Balance 06/30/2021	Ending Fund Balance 06/30/2022
94N012	Finance & Admin Org Restruc Phase 3									-	-
95ZPPB	USNH Personnel Suspense					8				(8)	-
	TOTAL SPONSORED RESEARCH & PROGRAMS	-	-	-	(1,472,220)	8	1,472,220	-	-	(8)	-
	ENDOWMENT & SIMILAR FUNDS										
9QG001	USNH LT Contingency Fund				(1,013,101)					10,108,051	9,094,950
9QG002	Bradford K Perry Memorial Fund				(1,534)					15,304	13,770
9QG003	Long-Term Treasury Investments Quas				(20,876,255)				(56,051,354)	71,110,016	(5,817,593)
9QG004	Health Ben Cost Containment Quasi				(2,743,609)				(6,000,000)	27,373,919	18,630,310
9QGDBT	USNH Debt Quasi (LTDRM)				(11,527,409)				(42,146,854)	110,815,184	57,140,921
9TG001	Dr. J. Duane Squires				(3,426)					34,179	30,753
	TOTAL ENDOWMENT & SIMILAR FUNDS	-	-	-	(36,165,334)	-	-	-	(104,198,208)	219,456,653	79,093,111
	PLANT FUNDS										
9NY001	2001 Bonds							2,312,413	(5,947,800)	58,073,646	54,438,259
9NY002	SYS Net Invested in Plant							(72,699)		218,096	145,397
9NY003	SYS Equipment							(129,082)		1,184,361	1,055,279
9NY006	SYS HEFA 01-92 Refunding Issue Cost							422,800	(3,772,800)	10,569,996	7,219,996
9NY008	SYS 2005A HEFA Debt						(26,790)	278,959	(204,915)	7,537,897	7,585,151
9NY009	SYS 2005B HEFA Debt						(46,317)	(2,012,476)	6,914,175	(45,262,165)	(40,406,783)
9NY011	2006 HEFA Debt							2,216,264	(4,789,642)	54,734,238	52,160,860
9NY013	2006B-2 HEFA Debt							1,599,447	(3,482,851)	39,986,164	38,102,760
9NY014	Series 2001 Swaption Issuance							100,495	(100,495)	-	-
9NY050	SYS Leases and SBITAs						196,780	(265,832)		(72,854)	(141,906)
9NY09A	Series 2009A Bonds							558,614	(1,825,796)	15,880,083	14,612,901
9NY11A	Series 2011A Bonds						(2,722)	407,490	2,721	(407,489)	-
9NY11B	Series 2011B Bonds						(23,940)	(1,219,270)	3,619,688	(23,047,737)	(20,671,259)
9NY12A	Series 2012 Bonds									-	-
9NY14A	Series 2014 Bonds						(15,323)	(137,900)	2,438,223	(7,000,000)	(4,715,000)
9NY15A	Series 2015 Bonds						(15,473)	(1,928,988)	3,756,278	(32,560,250)	(30,748,433)
9NY16A	Series 2016 Bonds						(15,474)	(108,916)	2,734,324	(14,049,961)	(11,440,027)
9NY17A	Series 2017A Bonds						(15,474)	(2,495,646)	4,468,224	(55,359,011)	(53,401,907)
9NY17B	Series 2017B Bonds						(15,476)	(1,377,100)	3,467,578	(41,949,996)	(39,874,994)
9X0009	SYS Interest Allocation				4,024,608				(4,024,608)	-	-
	TOTAL PLANT FUNDS	-	-	-	4,024,608	-	19,791	(1,851,427)	3,252,304	(31,524,982)	(26,079,706)
TOTAL TRUSTEES/CHANCELLOR'S OFFICE		**$ -**	**$ -**	**$ -**	**$ (35,879,138)**	**$ (11,096,004)**	**$ 7,284,847**	**$ (1,923,878)**	**$ (62,517,600)**	**$ 212,415,870**	**$ 108,284,097**

[1] Grant Revenue includes Federal Pell Grants (when applicable) which is shown in nonoperating revenues/expenses on the summary statement of revenues, expenses, and changes in net position