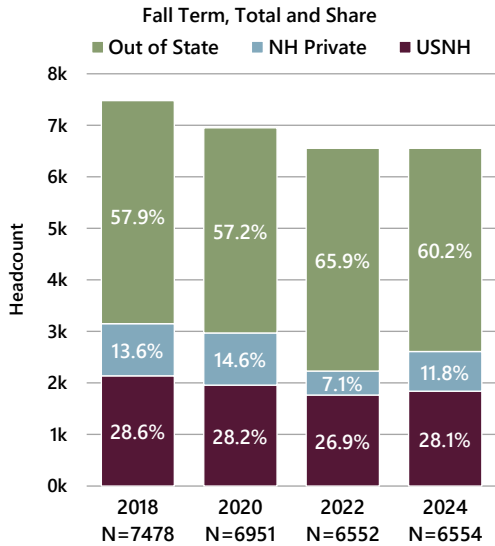


USNH Quarterly Status Report for the State of New Hampshire | December 2025

PERFORMANCE

Enrollment of 4-Year College-Going Recent NH High School Grads



4-yr college-goers as a share of high school grads

	2018	2020	2022	2024
Grads	12,962	12,640	12,577	12,184
Share	57.7%	55.0%	52.1%	53.8%

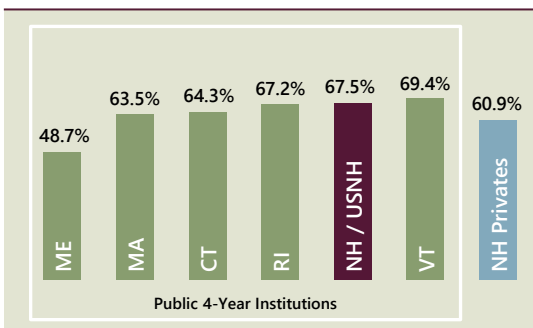
College-going from U.S. Dept. of Education, National Center for Education Statistics, IPEDS, biennial data collection. Fall 2024 provisional data. Enrollment of first-time freshmen graduated from high school within 12 months prior to fall enrollment. Number of NH public high school normal diploma earners from NH Dept. of Education. NH private high school completer data are not collected.

USNH Enrollment

	Fall FTE		12-Mo Headcount	
	2024	2025	FY24	FY25
NH Resident	10,849	10,841	13,148	12,992
Nonresident	10,805	10,115	12,178	11,850
Total	21,654	20,956	25,326	24,842
NH % of Total	50.1%	51.7%	51.9%	52.3%

12-month headcount unduplicated by institution within the academic year. FY24 restated to remove duplication across UNH campuses.

Bachelor's 6-Year Graduation Rate



U.S. Dept. of Education, National Center for Education Statistics, IPEDS, AY24 provisional data.

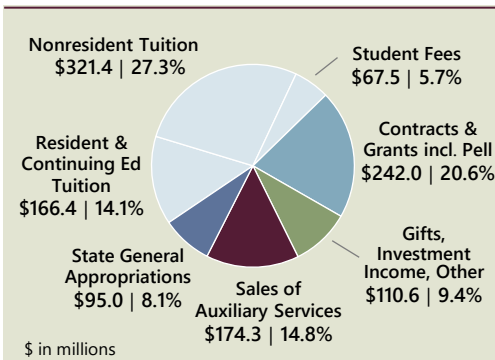
FINANCE

Operating Margin

\$ in millions	Actual FY25	Budget Rev FY26
Total Operating Revenues	\$971.6	\$898.9
Total Operating Expenses	\$978.7	\$936.2
Net Revenue/Expense	(\$7.1)	(\$37.3)
Operating Margin	(0.7%)	(4.2%)

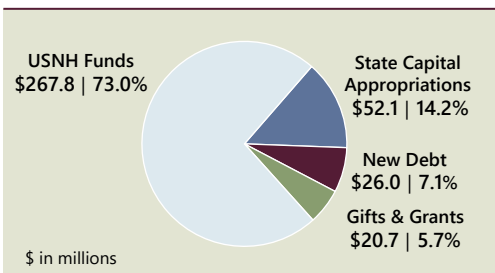
OM FY25 incl \$6.6M in recurring and (\$13.8M) in nonrecurring/primarily strategic investments. OM FY26 incl \$4.4M in recurring and (\$41.7M) in nonrecurring/primarily strategic investments, incl ERP implementation.

Revenue Sources FY25 Total = \$1.2 Billion

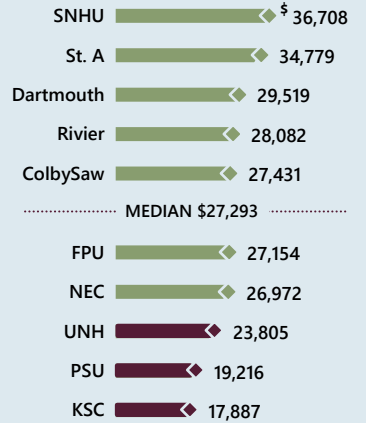


Operating and nonoperating revenues. Excludes capital additions. Gross tuition and fees, not netted for financial aid. Student and auxiliary fee reclassifications effective FY25.

Capital Funding Sources 2020-2025 Total = \$366.6 Million



Average Net Price of Attendance NH Undergrads



U.S. Dept. of Education, College Scorecard, 3/2026. AY24, most recent available. Average total annual price, incl books and supplies, after all grant/scholarship aid for first-year, full-time, in-state students receiving federal aid.

CURRENT INITIATIVES

- Biosciences Workforce Ecosystem
- Business Partnership Development
- Enterprise Technology Modernization
- Strategic Planning
- Student Success & Well-being
- Systemwide Facilities Assessment
- Systemwide Shared Services & Optimization
- USNH & CCSNH Collaboration
- USNH Online & Program Synergies

RISK AREAS

Monitored by USNH Board of Trustees

- Compliance
- Cybersecurity
- Enrollment & Retention
- External Pressures
- Facilities & Infrastructure
- Financial Health
- Governance
- Shared Services
- Student Life & Well-being
- Talent Management
- Workday SIS Implementation