

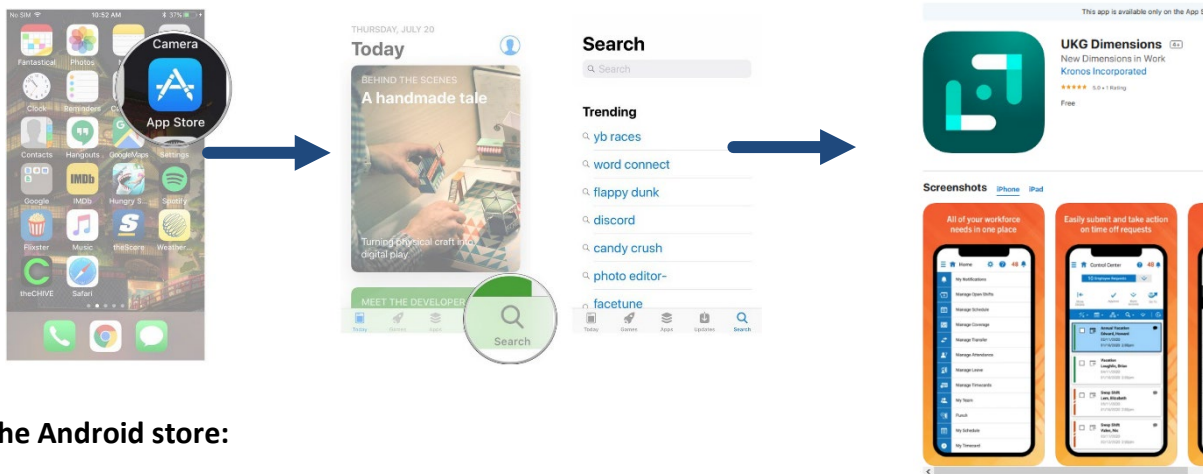
Getting Started – Mobile Application

Follow these instructions to download the correct mobile app to access and log in to use **UKG Dimensions** on a mobile device.

Download the UKG Dimensions (formerly Kronos WF Dimensions) App

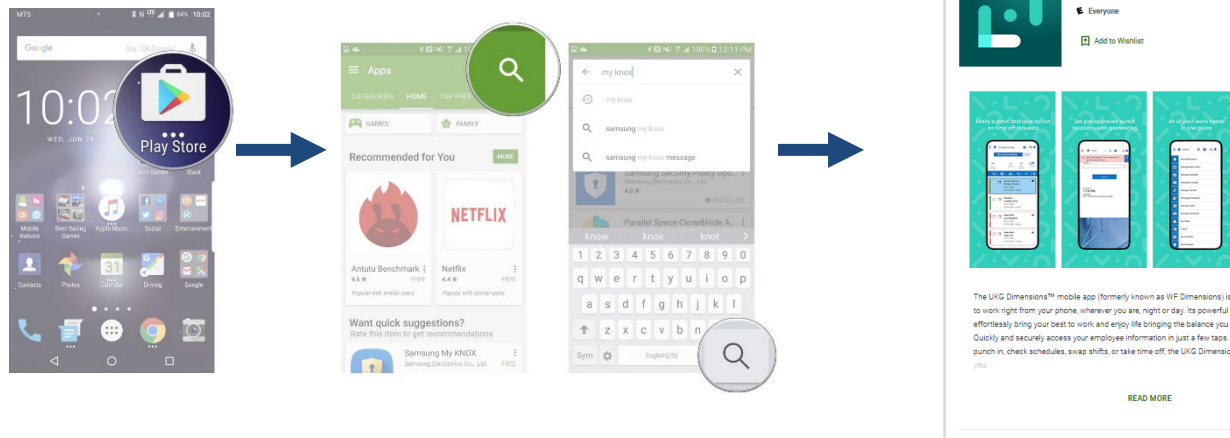
From the Apple store:

- Tap the App Store icon.
- Tap the magnifying glass in the bottom-right, type in **UKG Dimensions**.
- Tap the **UKG Dimensions** app to download it on your Apple device and tap **Install**.
- Tap the App in your Apple device to launch the **UKG Dimensions** app.



From the Android store:

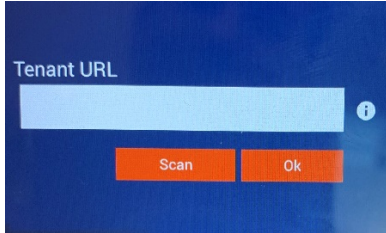
- Tap the Apps icon in the bottom-right of the home screen.
- Swipe left and right until you find the **Play Store** icon. Tap it.
- Tap the magnifying glass in the top-right, type in **UKG Dimensions** and tap the magnifying glass in the bottom right.
- Tap **Install** and then tap **Open** to launch the **UKG Dimensions** app.



Login to UKG Dimensions (formerly Kronos WF Dimensions) App

Add the "Tenant URL":

- Open the app on your device.
- Enter the Tenant URL (same as desktop link): <https://usnh-ss0.prd.myKronos.com>



- Press ok.
- You will now see a login page similar to the desktop application. Follow the same steps for single sign on login (SSO) with your username and password.
- Going forward, each time you launch the app it will bring you to this SSO screen.